




Product Handbook

Conveyor Belt Splicing Systems

January 1, 2012



2525 Wisconsin Avenue, Downers Grove, Illinois 60515

Phone: 1-630-971-0150 Fax: 1-630-971-1180

Customer Service: 1-800-541-8028

www.flexco.com

Table of Contents

CLIPPER® WIRE HOOKS	4-24
Clipper® Wire Hook Fastening System Overview	4
General Hook Information	5
Clipper Hook and Pin Selection Chart	6
Clipper Carded Hooks.....	7-14
Unibar® Series Hooks.....	15-16
Connecting Pins	17-19
Lacers	20-24
ALLIGATOR® CONVEYOR BELT LACING	25-28
Alligator® Lacing Fastening System Overview	25
Steel Lacing.....	26
316 Stainless Lacing	27
Hinge Pins	28
ALLIGATOR® TRANSMISSION BELT LACING	29
ALLIGATOR® READY SET™ STAPLE BELT FASTENERS.....	30-34
Alligator® Ready Set Fastening System Overview	30
No. 62, No. 125, No. 187 Staple Fasteners	31
Hinge Pins	32
Installation Tools	33-34
MegAlloy® Staple Fasteners.....	34
ALLIGATOR® RIVET FASTENERS	35-36
Alligator® Rivet Fastening System Overview.....	35
Rivet Fasteners, Hinge Pins, Installation Tools	36
ALLIGATOR® NON-METALLIC FASTENERS.....	37-39
Alligator® Non-Metallic Fastening System Overview.....	37
Fasteners, Hinge Pins.....	38
Spiral Lacing	39
Installation Tools	38-39
ALLIGATOR® V-BELT FASTENERS	40-41
Alligator® V-Belt Fastening System Overview.....	40
Fasteners, Tools.....	41
LIGHT-DUTY BELT MAINTENANCE TOOLS	42-43
BELT FABRICATION TOOLS	44-46
Novitool® Overview.....	44
Aero™ Splicing Press.....	45
Ply130™ Separator	46
PunM™ Punch Press.....	46

Table of Contents (cont.)

FLEXCO® BOLT HINGED FASTENERS	47-52
Flexco® Bolt Hinged Fastening System Overview.....	47
No. 375X Fasteners.....	48
No. 550.....	49
Hinge Pins	50
Installation Tools	51-52
FLEXCO® RIVET HINGED FASTENERS	53-65
Flexco® Rivet Hinged Fastening System Overview.....	53
Flexco® R2 Medium-Duty Rivet Hinged Fasteners	55
Fasteners	55-56
Rivets, Hinge Pins.....	57-61
Installation Tools	62-65
FLEXCO® SOLID PLATE FASTENERS	66-70
Flexco® Solid Plate Fastening System Overview.....	66
Fasteners	67
Installation Tools	68-69
Extra bolts and Nuts, Rip Repair	70
FLEXCO® RIVET PLATE FASTENERS	71-76
Flexco® Rivet Solid Plate Fastening System Overview.....	71
Fasteners, Rivets.....	72-73
Installation Tools	74-76
HEAVY-DUTY BELT MAINTENANCE AND SAFETY TOOLS	77-79
Tools and Accessories	77
Belt Cutters.....	78
Belt Clamps, Belt Skiver, Belt Lifter.....	79
BELT CONVEYOR PRODUCTS	80-82
Belt Positioner™	80
Belt Plows.....	81
Skirt Clamps.....	82
TATCH-A-CLEAT® BELT CLEATS	83-89
General Cleat Information.....	83
Mechanical Cleats.....	84-85
Bondable Cleats.....	86-89
INDEX	90-102
By Ordering Number	90-93
By Item Code.....	94-102



How Clipper® Hooks Work

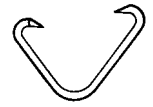
The Clipper® Hook design incorporates a double-staggered grip pattern that gives wire hooks exceptional holding power without degrading the integrity of the belt carcass. The points of the fastener pass through the belt carcass and are formed over, locking the carcass between them.

This low profile splice is highly compatible with conveyor components and compliant with the need for reduced operating noise. Additional splice strength and consistency of splice installation is obtained through precision machine application.

Applications	Installation Method	What You Need for Installation
<ul style="list-style-type: none"> • Package and Parts Handling • Food Processing • Checkout Counters • Commercial Laundries • Filter Media • Agriculture 	<p>Depending on the application, Clipper® Hooks can be installed with on-site maintenance lacers such as the Roller Lacer®, Roller Lacer® Gold Class™, or Microlacer®, Production Lacers for high volume lacing (Pro 400, Pro 600, Pro 6000, or Electric Hydraulic Lacers), or Specialty Lacers such as the Plier-Tape Lacer, Vice Lacer, Baler Belt Lacer. Please contact Flexco to discuss your application.</p>	<ul style="list-style-type: none"> • Hooks • Connecting Pin • Installation Tool
How to Specify the Correct Clipper® Fastener	Fastener Metal Selection	Hinge Pin Selection
<ol style="list-style-type: none"> 1. Measure your Belt Thickness (PIW). 2. Measure the Diameter of the Smallest Pulley in your Drive with Belt Wrap more than 90°. 3. Using the selection chart on page 6, identify possible hook choices. 4. Narrow selections by selecting desired wire diameter. <ul style="list-style-type: none"> • Larger wire diameter provides greater strength and abrasion resistance. • Smaller wire diameter provides less noise and less wear on conveyor components. 5. If multiple choices remain, select either carded or Unibar® style fastener. 	<p>Galvanized Steel. For basic applications, galvanized steel is recommended.</p> <p>Stainless Steel. Type 430 and Type 316 Stainless Steel offers more resistance than steel to abrasion, acids, chemicals, rusting, and magnetic attraction.</p> <p>High Tensile. Added abrasion resistance and fastener retention strength.</p> <p>Specialty Metal.</p> <ul style="list-style-type: none"> • Coated Steel • Rectangular High Tensile • Monel® • Inconel® • Phosphor Bronze • Hastelloy • Black Oxide 	<p>DSS DuraStainless™ - stainless spring steel core with filled nylon coating for superior abrasion resistance, flat belts only.</p> <p>DL Duralink™ - braided stainless cable with filled nylon coating for superior abrasion resistance, crowned pulley or troughed belts.</p> <p>NY Nylosteel - spring steel core with nylon coating for use with galvanized or high tensile fasteners, flat or troughed belts.</p> <p>NYS Nylostainless - stainless spring steel core with nylon coating for use with stainless steel fasteners, flat belts only.</p> <p>NCS Nylon Covered Stainless Steel Cable - braided stainless cable with nylon coating for applications with stainless fasteners, crowned pulley or troughed belts.</p>

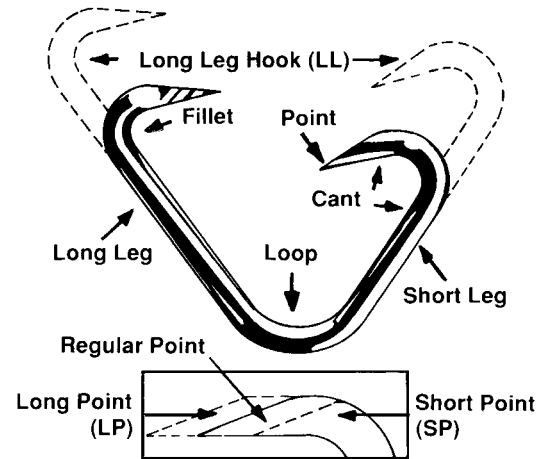
Please see page 6 for Clipper Fastener selection chart.

General Hook Information



HOW TO SELECT THE PROPER HOOK SIZE

1. Measure the belt thickness and pulley diameter.
2. Determine the possible options that could be used, based on the chart on page 6.
3. Select the proper hook from the specification chart.
4. If hook specifications overlap into more than one size, select the fastener which best meets your needs. NOTE: If maximum strength is of primary importance, choose the hook with the largest diameter wire. If low profile is needed select the hook with the smallest diameter wire.
5. Select the type of metal which best fits your application requirements.



SPECIAL LENGTH CARDS

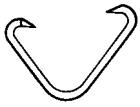
Clipper® hooks can be ordered in special length cards or Unibar® strips for specific applications. This eliminates time consuming card cutting by hand.

All special length cards are shipped without pins.

Please call Customer Service for pricing and lead times.

FASTENER MATERIAL CHARACTERISTICS

METAL	MAGNETIC	ABRASION RESISTANCE	CHEMICAL RESISTANCE	RUST RESISTANCE	SPARKING/ NON-SPARKING	AVAILABLE CLIPPER SIZES
Galvanized	Yes	Good	Poor	Good	Sparking	25, 1, 2-7
Coated Steel	Yes	Good	Poor	Poor	Sparking	U2 -U3
Steel	Yes	Good	Poor	Poor	Sparking	U4-U7
High Tensile Steel	Yes	Good to Excellent	Fair	Good	Sparking	1, 2-7
Rectangular High Tensile Steel	Yes	Good to Excellent	Fair	Good	Sparking	4-1/2
430 Stainless Steel	Yes	Good	Fair to Good	Good	Sparking	1, 2-7, UX-1, U2SP - U7
316L Stainless Steel	Slightly	Good	Good to Excellent	Excellent	Sparking	25, 30, 36, 1, 2-7, UX-1, UCM36, UA2, UA3
Monel® 400	Slightly	Fair	Excellent	Excellent	Sparking	25, 1, 2-4
Inconel® 600	No	Fair	Excellent	Excellent even at elevated temp.	Sparking	2-4
Phosphor Bronze	No	Good	Poor	Good	Non-sparking	2-4
Hastelloy C-22	No	Good	Excellent	Excellent	Sparking	36, UCM
Black Oxide	Yes	Good	Poor	Fair	Sparking	25



Clipper® Hook and Pin Selection Chart

FASTENER AND PIN SIZE SELECTION CHART														
Minimum Pulley Diameter	Wire Diameter	Connecting Pin Size	Belt Thickness											
			Up to .047" 3/64"	.063" 1/16"	.093" 3/32"	.125" 1/8"	.156" 5/32"	.187" 3/16"	.219" 7/32"	.25" 1/4"	.281" 9/32"	.313" 5/16"	.343" 11/32"	.39" 25/64"
			1.2mm	1.6mm	2.4mm	3.2mm	4.0mm	4.8mm	5.6mm	6.4mm	7.1mm	7.9mm	9.0mm	10.0mm
15/16" 24mm	.025"	.065"/1.7mm	25SP*											
	.025"	.065"/1.7mm	25											
	.036" x .027"	.065"/1.7mm	UCM36SL XSP											
	.036" x .027"	.065"/1.7mm		UCM36SL SP										
	.025"	.065"/1.7mm		25LP*										
2" 51mm	.036" x .027"	.065"/1.7mm	UCM36 XSP											
	.030"	.065"/1.7mm	30*											
	.036" x .027"	.065"/1.7mm		UCM36 SP*										
	.036" x .027"	.065"/1.7mm		36 SP*										
	.040"	.065"/1.7mm		1 XSP*										
	.030"	.065"/1.7mm		30P*										
	.040"	.065"/1.7mm		UX-1 SP*										
	.036" x .027"	.065"/1.7mm		UCM36*										
	.036" x .027"	.065"/1.7mm		36*										
	.040"	.065"/1.7mm		1 SP*										
	.036" x .027"	.065"/1.7mm			UCM36 LP*									
	.040"	.065"/1.7mm			1*									
	.040"	.065"/1.7mm			UX-1*									
	.047"	.093"/2.4mm			UA2									
	.054"	.093"/2.4mm			U2 SP									
	.054"	.093"/2.4mm			2SP									
	.054"	.093"/2.4mm				U2								
	.054"	.093"/2.4mm				2								
.047"	.093"/2.4mm				UA3									
3" 76mm	.054"	.093"/2.4mm			U3-1									
	.054"	.093"/2.4mm			3-1									
	.054"	.093"/2.4mm			U3-2									
	.054"	.093"/2.4mm			3									
	.054"	.093"/2.4mm			U3									
	.054"	.093"/2.4mm			3-4 1/2									
4" 102mm	.054"	.109"/2.8mm			4-2									
	.054"	.125"/3.2mm			4 1/2-3									
	.054"	.109"/2.8mm			4									
	.054"	.109"/2.8mm			U4									
	.054"	.125"/3.2mm			4 1/2									
5" 127mm	.054"	.125"/3.2mm			5									
	.054"	.125"/3.2mm			U5									
6" 152mm	.054"	.156"/4.0mm			6									
	.054"	.156"/4.0mm			U6									
7" 175mm	.054"	.156"/4.0mm			7									
	.054"	.156"/4.0mm			U7									

*Long Leg available. Allow for 1" (25mm) larger minimum pulley diameter.

Hook Abbreviations: SL – Short Leg XSP – Extra Short Point LP – Long Point
LL – Long Leg SP – Short Point

Clipper® Regular (54) Series Carded Hooks



FASTENERS

GALVANIZED - 12" LENGTHS

HOOK SIZE	ORDERING NUMBER (BOX)	ITEM CODE	WT. PER BOX LBS.	HOOKS PER CARD	CARDS PER BOX	LACING INCHES PER BOX
WITHOUT PINS						
2SP	2SPG	02168	1.2	84	12	144
2	2G	02154	1.2	84	12	144
3-1	3-1G	02196	1.3	84	12	144
3	3G	02182	1.3	84	12	144
3-4-1/2	3-4-1/2G	02206	1.3	84	12	144
4	4G	02216	1.4	84	12	144
4-2	4-2G	02232	1.4	84	12	144
4-1/2	4-1/2G	02300	1.5	84	12	144
5-3	5-3G	02339	1.8	84	12	144
5	5G	02323	1.8	84	12	144
6	6G	02348	2.2	84	12	144
7	7G	02363	2.3	84	12	144
WITH PINS						
2SP	2SPGNY	02169	1.2	84	12	144
2	2GNY	02155	1.2	84	12	144
3-1	3-1GNY	02197	1.3	84	12	144
3	3GNY	02183	1.3	84	12	144
3-4-1/2	3-4-1/2GNY	02210	1.3	84	12	144
4	4GNY	02217	1.4	84	12	144
4-2	4-2GNY	02233	1.4	84	12	144
4-1/2	4-1/2GW	02301	1.4	84	12	144
5-3	5-3GW	02340	1.8	84	12	144
5	5GW	18227	1.8	84	12	144
6	6GW	18228	2.2	84	12	144
7	7GW	02365	2.3	84	12	144

NOTE: For Regular (54) Series Carded Hooks, wire diameter = .054" (1.4mm).

For extra pin material see pages 17-19.

HIGH TENSILE - WITHOUT PINS - 12" LENGTHS


HOOK SIZE	ORDERING NUMBER (BOX)	ITEM CODE	WT. PER BOX LBS.	HOOKS PER CARD	CARDS PER BOX	LACING INCHES PER BOX
2SP	2SPHT	02173	1.2	84	12	144
2	2HT	02161	1.2	84	12	144
3-1	3-1HT	02198	1.3	84	12	144
3	3HT	02189	1.3	84	12	144
3	3HT-WIDE	05362	1.3	84	12	144
4	4HT	02223	1.4	84	12	144
4-2	4-2HT	02295	1.4	84	12	144
4-1/2-3	4-1/2-3HT	02316	1.4	84	12	144
4-1/2	4-1/2HT	02307	1.5	84	12	144
5-3	5-3HT	02342	1.8	84	12	144
5	5HT	02330	1.8	84	12	144
6	6HT	02355	2.2	84	12	144


RECTANGULAR HIGH TENSILE - WITHOUT PINS - 12" LENGTHS

HOOK SIZE	ORDERING NUMBER (BOX)	ITEM CODE	WT. PER BOX LBS.	HOOKS PER CARD	CARDS PER BOX	LACING INCHES PER BOX
4-1/2-3	4-1/2-3RHTX	02432	2.3	84	12	144
4-1/2	4-1/2RHTX	02429	2.3	84	12	144

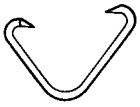
CLIPPER® ORDERING NUMBER REFERENCE

XSP	Extra Short Point
SP	Short Point
LP	Long Point
XLP	Extra Long Point
LL	Long Leg
SL	Short Leg
G	Galvanized
HT	High Tensile
RHTX	Rectangular Wire
S	430 Stainless Steel
SS	316 Stainless Steel

 Stock Items (non-shaded) standard lead time is 3 working days.

 Made To Order Items (shaded) extended lead time, minimum order may apply.

Special Metals and Special Length Cards are available.
Request quote for price and delivery.



Clipper® Regular (54) Series Carded Hooks

FASTENERS

430 STAINLESS - 12" LENGTHS

2-7	HOOK SIZE	ORDERING NUMBER (BOX)	ITEM CODE	WT. PER BOX LBS.	HOOKS PER CARD	CARDS PER BOX	LACING INCHES PER BOX
	WITHOUT PINS						
2SP	2SPS	02170	1.2	84	12	144	
2	2S	02157	1.2	84	12	144	
3-1	3-1S	02195	1.3	84	12	144	
3	3S	02185	1.3	84	12	144	
4	4S	02219	1.4	84	12	144	
4-2	4-2S	02234	1.4	84	12	144	
4-1/2	4-1/2S	02303	1.5	84	12	144	
5-3	5-3S	02341	1.8	84	12	144	
5	5S	02326	1.8	84	12	144	
6	6S	02351	2.2	84	12	144	
7	7S	02367	2.3	84	12	144	
WITH PINS							
2SP	2SPSNYS	02171	1.2	84	12	144	
2	2SNYS	02158	1.2	84	12	144	
3	3SNYS	02186	1.3	84	12	144	
4	4SNYS	02220	1.4	84	12	144	
4-2	4-2SNYS	02294	1.4	84	12	144	
4-1/2	4-1/2-SW	02304	1.5	84	12	144	
5	5SW	02327	1.8	84	12	144	
6	6SW	02352	2.2	84	12	144	
7	7SW	02368	2.3	84	12	144	

NOTE: For Regular (54) Series Carded Hooks, wire diameter = .054" (1.4mm).

For extra pin material see pages 17-19.

316L STAINLESS - WITHOUT PINS - 12" LENGTHS

2-7	HOOK SIZE	ORDERING NUMBER (BOX)	ITEM CODE	WT. PER BOX LBS.	HOOKS PER CARD	CARDS PER BOX	LACING INCHES PER BOX
	2SP	2SPSS	02172	1.2	84	12	144
2	2SS	02159	1.2	84	12	144	
3-1	3-1SS	02397	1.3	84	12	144	
3	3SS	02187	1.3	84	12	144	
4	4SS	02221	1.4	84	12	144	
4-1/2	4-1/2SS	02305	1.5	84	12	144	
5	5SS	02328	1.8	84	12	144	
6	6SS	02353	2.2	84	12	144	
7	7SS	02370	2.3	84	12	144	

BRONZE - WITHOUT PINS - 12" LENGTHS

2-4	HOOK SIZE	ORDERING NUMBER (BOX)	ITEM CODE	WT. PER BOX LBS.	HOOKS PER CARD	CARDS PER BOX	LACING INCHES PER BOX
	2SP	2SPB	02175	1.2	84	12	144
2	2B	02164	1.2	84	12	144	
3	3B	02193	1.3	84	12	144	
4	4B	02227	1.4	84	12	144	

MONEL® - WITHOUT PINS - 12" LENGTHS

2-4-1/2	HOOK SIZE	ORDERING NUMBER (BOX)	ITEM CODE	WT. PER BOX LBS.	HOOKS PER CARD	CARDS PER BOX	LACING INCHES PER BOX
	2SP	2SPM	02174	1.2	84	12	144
2	2M	02163	1.2	84	12	144	
3	3M	02191	1.3	84	12	144	
4	4M	02225	1.4	84	12	144	
4-1/2	4-1/2M	02310	1.5	84	12	144	

Clipper® Point-of-Purchase Baler Hooks



POINT-OF-PURCHASE FASTENERS*

BELT WIDTH	ORDERING NUMBER (BOX)	ITEM CODE	WT. PER BOX LBS.	HOOKS PER CARD	CARDS PER BOX	PINS PER BOX	MIN. ORDER QTY.
#4½ RECTANGULAR HIGH TENSILE							
4"	4-1/2RHTX(26)W-8	01831	1.1	26	8	4	50
6½"	4-1/2RHTX(41)W-4	01846	1.1	41	4	2	50
7"	4-1/2RHTX(45)W-4	01847	1.1	45	4	2	50
#4½ - 3 POINT RECTANGULAR HIGH TENSILE							
7"	4-1/2-3RHTX(45)W-4	01848	1.1	45	4	2	50
#4½ - 4 POINT RECTANGULAR HIGH TENSILE							
6½"	4-1/2-4RHTX(42)W-4	01849	1.1	42	4	2	50
#3 - 4½ GALVANIZED							
4"	3-4-1/2G(26)W-8	01853	1.1	26	8	4	50
6½"	3-4-1/2G(42)W-4	01854	1.1	42	4	2	50
10"	3-4-1/2G(67)-10POP	02209	1.3	67	10	0	25

For extra pin material see pages 17-19.

* **NOTE:** Point-of-Purchase Baler hooks are made to order (shaded) and have a three week lead time. Boxes include pre-cut Duralink™ Pins as indicated.

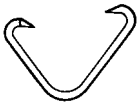
□ **Stock Items** (non-shaded) standard lead time is 3 working days.

▒ **Made To Order Items** (shaded) extended lead time, minimum order may apply.

Special Metals and **Special Length** Cards are available. Request quote for price and delivery.

CLIPPER® ORDERING NUMBER REFERENCE

XSP	Extra Short Point
SP	Short Point
LP	Long Point
XLP	Extra Long Point
LL	Long Leg
SL	Short Leg
G	Galvanized
HT	High Tensile
RHTX	Rectangular Wire
S	430 Stainless Steel
SS	316 Stainless Steel



Clipper® 1 (40) Series Carded Hooks

FASTENERS

GALVANIZED - 6" LENGTHS

1 SERIES	HOOK SIZE	ORDERING NUMBER (BOX)	ITEM CODE	WT. PER BOX LBS.	HOOKS PER CARD	CARDS PER BOX	LACING INCHES PER BOX
	WITHOUT PINS						
	1XSP (1D)	1XSPG6	02118	0.6	50	24	144
	1SP (1A)	1SPG6	02267	0.6	50	24	144
	1	1G6	02072	0.6	50	24	144
	1LLXSP (1DLL)	1LLXSPG6	02119	0.6	50	24	144
	1LLSP (1ALL)	1LLSPG6	02268	0.6	50	24	144
	1LL	1LLG6	02073	0.6	50	24	144
	WITH PINS						
	1XSP (1D)	1XSPG6NY	02120	0.6	50	24	144
1SP (1A)	1SPG6NY	02269	0.6	50	24	144	
1	1G6NY	02075	0.6	50	24	144	
1LL	1LLG6NY	02076	0.6	50	24	144	

NOTE: For 1 (40) Series Carded Hooks, wire diameter = .040" (1.0 mm).

For extra pin material see pages 17-19.

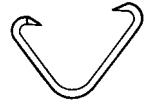
GALVANIZED - 12" LENGTHS

1 SERIES	HOOK SIZE	ORDERING NUMBER (BOX)	ITEM CODE	WT. PER BOX LBS.	HOOKS PER CARD	CARDS PER BOX	LACING INCHES PER BOX
	WITHOUT PINS						
	1XSP (1D)	1XSPG12	02139	0.6	96	12	144
	1SP (1A)	1SPG12	02283	0.6	96	12	144
	1	1G12	02100	0.6	96	12	144
	1LLXSP (1DLL)	1LLXSPG12	02140	0.6	96	12	144
	1LLSP (1ALL)	1LLSPG12	02284	0.6	96	12	144
	1LL	1LLG12	02101	0.6	96	12	144
	WITH PINS						
	1XSP (1D)	1XSPG12NY	02141	0.6	96	12	144
1SP (1A)	1SPG12NY	02285	0.6	96	12	144	
1	1G12NY	02102	0.6	96	12	144	
1LL	1LLG12NY	02103	0.6	96	12	144	

HIGH TENSILE - WITHOUT PINS

1 SERIES	HOOK SIZE	ORDERING NUMBER (BOX)	ITEM CODE	WT. PER BOX LBS.	HOOKS PER CARD	CARDS PER BOX	LACING INCHES PER BOX
	6" LENGTHS						
	1XSP (1D)	1XSPHT6	02133	0.6	50	24	144
	1SP (1A)	1SPHT6	02278	0.6	50	24	144
	1	1HT6	02089	0.6	50	24	144
	1LL	1LLHT6	02090	0.6	50	24	144
	12" LENGTHS						
	1XSP (1D)	1XSPHT12	02149	0.6	96	12	144
	1SP (1A)	1SPHT12	02113	0.6	96	12	144
	1	1HT12	02242	0.6	96	12	144
1LLXSP (1DLL)	1LLXSPHT12	02150	0.6	96	12	144	
1LLSP (1ALL)	1LLSPHT12	02114	0.6	96	12	144	
1LL	1LLHT12	02243	0.6	96	12	144	

Clipper® 1 (40) Series Carded Hooks



FASTENERS

430 STAINLESS - 6" LENGTHS

1 SERIES	HOOK SIZE	ORDERING NUMBER (BOX)	ITEM CODE	WT. PER BOX LBS.	HOOKS PER CARD	CARDS PER BOX	LACING INCHES PER BOX	
	WITHOUT PINS							
	1XSP (1D)	1XSPS6	02126	0.6	50	24	144	
	1SP (1A)	1SPS6	02272	0.6	50	24	144	
	1	1S6	02079	0.6	50	24	144	
	1LL	1LLS6	02080	0.6	50	24	144	
	WITH PINS							
	1XSP (1D)	1XSPS6NYS	02128	0.6	50	24	144	
	1SP (1A)	1SPS6NYS	02274	0.6	50	24	144	
	1	1S6NYS	02081	0.6	50	24	144	
1LL	1LLS6NYS	02082	0.6	50	24	144		

NOTE: For 1 (40) Series Carded Hooks wire diameter = .040" (1.0 mm).


For extra pin material see pages 17-19.


430 STAINLESS - 12" LENGTHS

1 SERIES	HOOK SIZE	ORDERING NUMBER (BOX)	ITEM CODE	WT. PER BOX LBS.	HOOKS PER CARD	CARDS PER BOX	LACING INCHES PER BOX	
	WITHOUT PINS							
	1XSP (1D)	1XSPS12	02143	0.6	96	12	144	
	1SP (1A)	1SPS12	02287	0.6	96	12	144	
	1	1S12	02104	0.6	96	12	144	
	1LLXSP (1DLL)	1LLXSPS12	02144	0.6	96	12	144	
	1LLSP (1ALL)	1LLSPS12	02288	0.6	96	12	144	
	1LL	1LLS12	02105	0.6	96	12	144	
	WITH PINS							
	1XSP (1D)	1XSPS12NYS	02145	0.6	96	12	144	
1SP (1A)	1SPS12NYS	02289	0.6	96	12	144		
1	1S12NYS	02106	0.6	96	12	144		

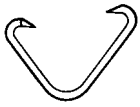
316L STAINLESS - WITHOUT PINS

1 SERIES	HOOK SIZE	ORDERING NUMBER (BOX)	ITEM CODE	WT. PER BOX LBS.	HOOKS PER CARD	CARDS PER BOX	LACING INCHES PER BOX	
	6" LENGTHS							
	1XSP (1D)	1XSPSS6	02130	0.6	50	24	144	
	1SP (1A)	1SPSS6	02275	0.6	50	24	144	
	1	1SS6	02083	0.6	50	24	144	
	1LL	1LLSS6	02084	0.6	50	24	144	
	12" LENGTHS							
	1XSP (1D)	1XSPSS12	02146	0.6	96	12	144	
	1SP (1A)	1SPSS12	02110	0.6	96	12	144	
	1	1SS12	02239	0.6	96	12	144	
1LLXSP (1DLL)	1LLXSPSS12	02147	0.6	96	12	144		
1LLSP (1ALL)	1LLSPSS12	02111	0.6	96	12	144		
1LL	1LLSS12	02240	0.6	96	12	144		

 **Stock Items** (non-shaded) standard lead time is 3 working days.

 **Made To Order Items** (shaded) extended lead time, minimum order may apply.

Special Metals and **Special Length** Cards are available. Request quote for price and delivery.



Clipper® ClipMark™ (36), 30, AP Series Hooks

FASTENERS

316L STAINLESS - WITHOUT PINS - 12" LENGTHS

36	HOOK SIZE	ORDERING NUMBER (BOX)	ITEM CODE	WT. PER BOX LBS.	HOOKS PER CARD	CARDS PER BOX	LACING INCHES PER BOX
	36SP	36SPSS	02382	0.8	120	12	144
	36LLSP	36LLSPSS	02383	1.0	120	12	144
	36	36SS	02378	0.8	120	12	144
	36LL	36LLSS	02379	0.8	120	12	144
36LLP	36LLPSS	02386	0.8	120	12	144	

NOTE: For ClipMark™ Series Hooks wire diameter = .036" x .027" (0.9mm x 0.7mm).

For 30 Series Hooks wire diameter = .030" (0.8mm).

For AP Series Hooks, wire diameter = .047" (1.2mm).

For extra pin material see pages 17-19.

HASTELLOY - WITHOUT PINS - 12" LENGTHS

36	HOOK SIZE	ORDERING NUMBER (BOX)	ITEM CODE	WT. PER BOX LBS.	HOOKS PER CARD	CARDS PER BOX	LACING INCHES PER BOX
	36SP	36SPH	02384	0.8	120	12	144
	36LLSP	36LLSPH	02385	1.0	120	12	144
	36	36H	02380	0.8	120	12	144
	36LL	36LLH	02381	1.0	120	12	144

316L STAINLESS – WITHOUT HINGE PINS – 12" LENGTHS

30	ORDERING NUMBER (BOX)	ITEM CODE	WT. PER BOX LBS.	HOOKS PER CARD	CARDS PER BOX	LACING INCHES PER BOX
	30SS	18180	1.0	120	24	288
	30PSS	18181	1.0	120	24	288
	30LSS	18182	1.2	120	24	288
	30LPSS	18183	1.3	120	24	288

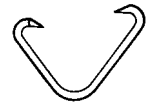
AP CARDED HOOKS LOW PROFILE 316 STAINLESS – WITHOUT HINGE PINS – 12" LENGTHS

4-6	ORDERING NUMBER (BOX)	ITEM CODE	WT. PER BOX LBS.	HOOKS PER CARD	CARDS PER BOX	LACING INCHES PER BOX
	4APSS	18904	1.4	84	12	144
	5APSS	18905	1.5	84	12	144
	6APSS	18906	1.8	84	12	144
	6APPSS	18907	1.9	84	12	144

CLIPPER® ORDERING NUMBER REFERENCE

XSP	Extra Short Point
SP	Short Point
LP	Long Point
XLP	Extra Long Point
LL	Long Leg
SL	Short Leg
G	Galvanized
HT	High Tensile
RHTX	Rectangular Wire
S	430 Stainless Steel
SS	316 Stainless Steel

Clipper® 25 Series Hooks



FASTENERS

GALVANIZED - 6" LENGTHS

25 SERIES	HOOK SIZE	ORDERING NUMBER (BOX)	ITEM CODE	WT. PER BOX LBS.	HOOKS PER CARD	CARDS PER BOX	LACING INCHES PER BOX
	WITHOUT PINS						
	25	25G6	01746	0.8	85	48	288
	25LP	25LPG6	01985	0.8	85	48	288
25LL	25LLG6	01748	0.8	85	24	144	
WITH PINS							
25	25G6NY	01752	0.8	85	48	288	
25LP	25LPG6NY	01987	0.8	85	48	288	
25LL	25LLG6NY	01754	0.8	85	24	144	

NOTE: For 25 Series Hooks, wire diameter = .025" (.64 mm).

For extra pin material see pages 17-19.

GALVANIZED - 12" LENGTHS

25 SERIES	HOOK SIZE	ORDERING NUMBER (BOX)	ITEM CODE	WT. PER BOX LBS.	HOOKS PER CARD	CARDS PER BOX	LACING INCHES PER BOX
	WITHOUT PINS - 12 Cards/Box						
	25	25G12	01810	0.8	179	12	144
	25LP	25LPG12	02006	0.8	179	12	144
25LL	25LLG12	01811	1.1	179	12	144	
WITH PINS - 12 Cards/Box							
25	25G12NY	01813	0.8	179	12	144	
25LP	25LPG12NY	02008	0.8	179	12	144	
25LL	25LLG12NY	01814	1.1	179	12	144	

316L STAINLESS - 6" LENGTHS


25 SERIES	HOOK SIZE	ORDERING NUMBER (BOX)	ITEM CODE	WT. PER BOX LBS.	HOOKS PER CARD	CARDS PER BOX	LACING INCHES PER BOX
	WITHOUT PINS						
	25	25SS6	01764	0.8	85	48	288
	25LP	25LPSS6	01990	0.8	85	48	288
25LL	25LLSS6	01766	0.8	85	24	144	
WITH PINS							
25	25SS6NYS	01772	0.8	85	48	288	
25LP	25LPSS6NYS	01993	0.8	85	48	288	
25LL	25LLSS6NYS	01774	0.8	85	24	144	


316L STAINLESS - 12" LENGTHS

25 SERIES	HOOK SIZE	ORDERING NUMBER (BOX)	ITEM CODE	WT. PER BOX LBS.	HOOKS PER CARD	CARDS PER BOX	LACING INCHES PER BOX
	WITHOUT PINS - 12 Cards/Box						
	25	25SS12	01817	0.8	179	12	144
	25LP	25LPSS12	02010	0.8	179	12	144
25LL	25LLSS12	01818	0.8	179	12	144	
WITH PINS - 12 Cards/Box							
25	25SS12NYS	01821	0.8	179	12	144	
25LP	25LPSS12NYS	02012	0.8	179	12	144	

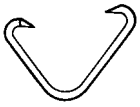
CLIPPER® ORDERING NUMBER REFERENCE

XSP	Extra Short Point
SP	Short Point
LP	Long Point
XLP	Extra Long Point
LL	Long Leg
SL	Short Leg
G	Galvanized
HT	High Tensile
RHTX	Rectangular Wire
S	430 Stainless Steel
SS	316 Stainless Steel

 **Stock Items** (non-shaded) standard lead time is 3 working days.

 **Made To Order Items** (shaded) extended lead time, minimum order may apply.

Special Metals and **Special Length Cards** are available. Request quote for price and delivery.



Clipper® 25 Series Hooks

PRECUT #25 HOOKS (with Pins)

GALVANIZED- WITH NYLOSTEEL PINS

25 SERIES	BELT WIDTH		ORDERING NUMBER (BOX)	ITEM CODE	WT. PER BOX LBS.	HOOKS PER CARD	CARDS PER BOX	LACING INCHES PER BOX
	in.	mm.						
	5/8	16	25G5/8NY	01841	0.3	7 & 8	200	125
	3/4	19	25G3/4NY	01859	0.3	8 & 9	200	150
	7/8	22.5	25G7/8NY	01864	0.4	10 & 11	200	175
	1	25.5	25G1NY	01871	0.5	12 & 13	200	200
	1-1/4	32	25G1-1/4NY	01884	0.6	15 & 16	200	250
	1-1/2	38.5	25G1-1/2NY	01891	0.7	19 & 20	200	300
	1-3/4	44.5	25G1-3/4NY	01911	0.8	22 & 23	200	350
	1-7/8	48	25G1-7/8NY	01917	0.9	24 & 25	200	375
2	51	25G2NY	01926	0.9	26 & 27	200	400	
2-1/4	57.5	25G2-1/4NY	01939	1.1	30 & 31	200	450	
2-1/2	63.5	25G2-1/2NY	01946	1.1	33 & 34	200	500	
2-3/4	70	25G2-3/4NY	01954	1.3	37 & 38	200	550	
3	76.5	25G3NY	01963	1.4	39 & 40	200	600	
3-1/4	83	25G3-1/4NY	01828	0.8	42 & 43	100	325	
3-1/2	89	25G3-1/2NY	01786	0.8	46 & 47	100	350	
4	102	25G4NY	01732	1.0	54 & 55	100	400	
4-1/2	115	25G4-1/2NY	01798	1.2	61 & 62	100	450	

NOTE: #25 Hooks are available with Long Point. Contact Customer Service for information.

For extra pin material see pages 17-19.

316L STAINLESS STEEL- WITH NYLOSTAINLESS PINS

25 SERIES	BELT WIDTH		ORDERING NUMBER (BOX)	ITEM CODE	WT. PER BOX LBS.	HOOKS PER CARD	CARDS PER BOX	LACING INCHES PER BOX
	in.	mm.						
	5/8	16	25SS5/8NYS	01845	0.3	7 & 8	200	125
	3/4	19	25SS3/4NYS	01861	0.3	8 & 9	200	150
	1	25.5	25SS1NYS	01879	0.5	12 & 13	200	200
	1-1/4	32	25SS1-1/4NYS	01887	0.6	15 & 16	200	250
	1-1/2	38.5	25SS1-1/2NYS	01898	0.7	19 & 20	200	300
	1-7/8	48	25SS1-7/8NYS	01920	0.9	24 & 25	200	375
	2	51	25SS2NYS	01933	0.9	26 & 27	200	400
	2-1/4	57.5	25SS2-1/4NYS	01941	1.1	30 & 31	200	450
2-1/2	63.5	25SS2-1/2NYS	01949	1.1	33 & 34	200	500	
2-3/4	70	25SS2-3/4NYS	01958	1.3	37 & 38	200	550	
3	76.5	25SS3NYS	01970	1.4	39 & 40	200	600	
3-1/2	89	25SS3-1/2NYS	01793	0.8	46 & 47	100	350	
4	102	25SS4NYS	01744	1.0	54 & 55	100	400	

CLIPPER® ORDERING NUMBER REFERENCE

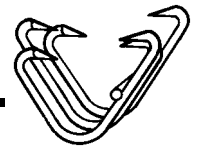
XSP	Extra Short Point
SP	Short Point
LP	Long Point
XLP	Extra Long Point
LL	Long Leg
SL	Short Leg
G	Galvanized
HT	High Tensile
RHTX	Rectangular Wire
S	430 Stainless Steel
SS	316 Stainless Steel

Stock Items (non-shaded) standard lead time is 3 working days.

Made To Order Items (shaded) extended lead time, minimum order may apply.

Special Metals and **Special Length** Cards are available.
Request quote for price and delivery.

Clipper® Unibar® Series Hooks



430 STAINLESS - WITHOUT PINS

UX-1, U2SP-U7	HOOK SIZE	ORDERING NUMBER (BOX)	ITEM CODE	WT. PER BOX LBS.	HOOKS PER STRIP	STRIPS PER BOX	LACING INCHES PER BOX	
	6" STRIPS - 24 STRIPS PER BOX							
	UX-1SP	UX1SPS6	01183	0.7	44	24	144	
	UX-1	UX1S6	01178	0.7	44	24	144	
	UX-1	UX1-1S6	01143	1.3	38	24	144	
	UX-2	UX2S6	01230	1.3	38	24	144	
	UX-3	UX3S6	01254	1.3	38	24	144	
	12" STRIPS - 12 STRIPS PER BOX							
	UX-1SP	UX1SPS12	01184	0.7	96	12	144	
	UX-1	UX1S12	01179	0.8	96	12	144	
UX-1LLSP	UX1LLSPS12	01338	1.0	96	12	144		
UX-1LL	UX1LLS12	01336	1.0	96	12	144		
U2SP	U2SPS12	18851	1.2	84	12	144		
U2	U2S12	18400	1.2	84	12	144		
U3	U3S12	01255	1.3	84	12	144		
U3RHTS	U3RHTS12	05340	1.3	84	12	144		
U3-1	U3-1S12	01144	1.3	84	12	144		
U3-1RHTS	U3-1RHTS12	05338	1.3	84	12	144		
U3-2	U3-2S12	01231	1.3	84	12	144		
U3-2RHTS	U3-2RHTS12	05339	1.3	84	12	144		
U4	U4S12	01283	1.7	84	12	144		
U5	U5S12	01305	1.8	84	12	144		
U6	U6S12	18404	1.9	84	12	144		
U7	U7S12	01294	2.0	84	12	144		
24" STRIPS - 10 STRIPS PER BOX								
UX-1SP	UX1SPS24	01355	1.3	188	10	240		
UX-1	UX1S24	01356	1.3	188	10	240		
UX-1LLSP	UX1LLSPS24	01359	1.4	188	10	240		
UX-1LL	UX1LLS24	01360	1.4	188	10	240		
U2SP	U2SPS24	18854	2.0	162	10	240		
U2	U2S24	18477	2.0	162	10	240		
U3-1	U3-1S24	01363	2.2	162	10	240		
U3-1RHTS	U3-1RHTS24	05341	1.3	162	10	240		
U3-2	U3-2S24	01361	2.2	162	10	240		
U3-2RHTS	U3-2RHTS24	05342	1.3	162	10	240		
U3	U3S24	18478	2.2	162	10	240		
U3RHTS	U3RHTS24	05343	1.3	162	10	240		
U4	U4S24	18479	2.5	162	10	240		
U5	U5S24	01351	2.8	162	10	240		

COATED STEEL™ - WITHOUT PINS

U1-U5	HOOK SIZE	ORDERING NUMBER (BOX)	ITEM CODE	WT. PER BOX LBS.	HOOKS PER STRIP	STRIPS PER BOX	LACING INCHES PER BOX	
	6" STRIPS - 24 STRIPS PER BOX							
	U3-1	U3-1C6	01137	1.3	38	24	144	
	U3-2	U3-2C6	01125	1.3	38	24	144	
	U3	U3C6	01250	1.3	38	24	144	
	12" STRIPS - 12 STRIPS PER BOX							
	U2SP	U2SPC12	18850	1.2	84	12	144	
	U2	U2C12	18370	1.2	84	12	144	
	U3-1	U3-1C12	01138	1.3	84	12	144	
	U3-2	U3-2C12	01126	1.4	84	12	144	
U3	U3C12	01251	1.3	84	12	144		
U4	U4C12	01279	1.7	84	12	144		
U5	U5C12	01301	1.8	84	12	144		
U6	U6C12	18374	1.9	84	12	144		
24" STRIPS - 10 STRIPS PER BOX								
U2	U2C24	18453	2.0	162	10	240		
U3-1	U3-1C24	01364	2.2	162	10	240		
U3-2	U3-2C24	01362	2.2	162	10	240		
U3	U3C24	18454	2.2	162	10	240		
U4	U4C24	18455	2.5	162	10	240		
U5	U5C24	01352	2.8	162	10	240		

STAINLESS RECTANGULAR HIGH TENSILE - WITHOUT PINS

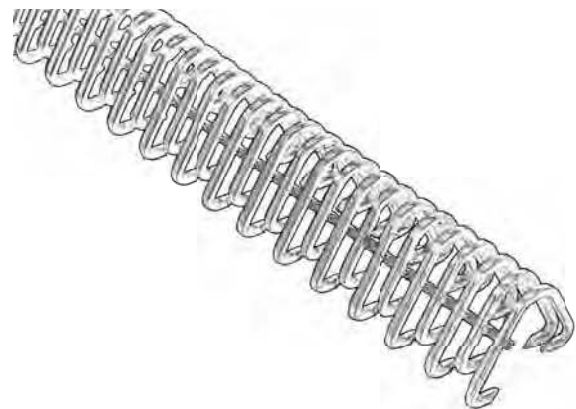
U3	HOOK SIZE	ORDERING NUMBER (BOX)	ITEM CODE	WT. PER BOX LBS.	HOOKS PER STRIP	STRIPS PER BOX	LACING INCHES PER BOX	
	12" STRIPS - 12 STRIPS PER BOX							
	U3-1	U3-1RHTS12	05338	1.3	84	12	144	
	U3-2	U3-2RHTS12	05339	1.4	84	12	144	
	U3	U3-RHTS12	05340	1.3	84	12	144	
	24" STRIPS - 10 STRIPS PER BOX							
	U3-1	U3-1RHTS24	05341	2.2	162	10	240	
	U3-2	U3-2RHTS24	05342	2.2	162	10	240	
	U3	U3-RHTS24	05343	2.2	162	10	240	

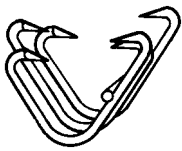
NOTE: For U2SP-U7 Hooks, wire diameter = .054" (1.4mm).
 For UX1 Hooks, wire diameter = .040" (1.0mm).
 For UCM-36 Hooks, wire diameter = .036" x .027" (0.9mm x 0.7mm).

HOOK SIZE EXPLANATION:

- U3-1 = #3 Leg with #1 point
- U3-2 = #3 Leg with #2 point
- U2 = #2 Leg with #2 point

For extra pin material see pages 17-19.





Clipper® Unibar® Series Hooks

316L STAINLESS - WITHOUT PINS

UCM36, UX-1, U2-U5	HOOK SIZE	ORDERING NUMBER (BOX)	ITEM CODE	WT. PER BOX LBS.	HOOKS PER STRIP	STRIPS PER BOX	LACING INCHES PER BOX	
	6" STRIPS - 24 STRIPS PER BOX							
	UX-1SP	UX1SPSS6	01193	0.7	44	24	144	
	UX-1	UX1SS6	01188	0.8	44	24	144	
	12" STRIPS - 12 STRIPS PER BOX							
	UCM36 SLXSP	UCM36SLXSPSS12	01315	0.8	120	12	144	
	UCM36 SLSP	UCM36SLSPSS12	01313	0.8	120	12	144	
	UCM36 XSP	UCM36XSPSS12	01312	0.8	120	12	144	
	UCM36 SP	UCM36SPSS12	01314	0.8	120	12	144	
	UCM36	UCM36SS12	01309	1.0	120	12	144	
UCM36LP	UCM36LPSS12	01317	0.9	120	12	144		
UCM36LLSP	UCM36LLSPSS12	01318	0.9	120	12	144		
UCM36LL	UCM36LLSS12	01308	1.0	120	12	144		
UX-1SP	UX1SPSS12	01194	0.7	96	12	144		
UX-1	UX1SS12	01189	0.8	96	12	144		
UX-1LLSP	UX1LLSPSS12	01342	1.0	96	12	144		
UX-1LL	UX1LLSS12	01340	1.0	96	12	144		
UA2	UA2SS12	01292	1.1	120	12	144		
UA3	UA3SS12	01293	1.1	120	12	144		
U2	U2SS12	18427	1.2	84	12	144		
U3	U3SS12	01258	1.6	84	12	144		
U4	U4SS12	18429	1.8	84	12	144		
U5	U5SS12	18430	1.8	84	12	144		
24" STRIPS - 10 STRIPS PER BOX								
UX-1SP	UX1SPSS24	01354	1.0	188	10	240		
UX-1	UX1SS24	01353	0.8	188	10	240		
UX-1LLSP	UX1LLSPSS24	01358	1.0	188	10	240		
UX-1LL	UX1LLSS24	01357	1.0	188	10	240		
U2	U2SS24	18507	2.0	162	10	240		
24" STRIPS - 12 STRIPS PER BOX								
UCM36 SLXSP	UCM36SLXSPSS24	01319	1.3	234	12	288		
UCM36 SLSP	UCM36SLSPSS24	01320	1.3	234	12	288		
UCM36 XSP	UCM36XSPSS24	01321	1.4	234	12	288		
UCM36 SP	UCM36SPSS24	01322	1.4	234	12	288		
UCM36	UCM36SS24	01323	1.4	234	12	288		
UCM36LP	UCM36LPSS24	01385	1.4	234	12	288		
UCM36LLSP	UCM36LLSPSS24	01324	1.6	234	12	288		
UCM36LL	UCM36LLSS24	01325	1.6	234	12	288		

For extra pin material see pages 17-19.

COATED STEEL™ - WITH PINS

U2-U6	HOOK SIZE	ORDERING NUMBER (BOX)	ITEM CODE	WT. PER BOX LBS.	HOOKS PER STRIP	STRIPS PER BOX	LACING INCHES PER BOX
	12" STRIPS - 12 STRIPS PER BOX						
U2	U2C12W	18540	1.2	84	12	144	
U3	U3C12W	18541	1.4	84	12	144	
U4	U4C12W	18542	1.6	84	12	144	
U5	U5C12W	18543	1.9	84	12	144	
U6	U6C12W	18544	2.1	84	12	144	


CLIPPER® ORDERING NUMBER REFERENCE

XSP	Extra Short Point
SP	Short Point
LP	Long Point
XLP	Extra Long Point
LL	Long Leg
SL	Short Leg
G	Galvanized
HT	High Tensile
RHTX	Rectangular Wire
S	430 Stainless Steel
SS	316 Stainless Steel

□ Stock Items (non-shaded) standard lead time is 3 working days.

▒ Made To Order Items (shaded) extended lead time, minimum order may apply.

Special Metals and Special Length Cards are available.
Request quote for price and delivery.



CONNECTING PIN SPECIFICATIONS

Pin Diameter	.065" (1/16") 1.7 mm (previously #25)	.093" (3/32") 2.4 mm (previously #13)	.109" (7/64") 2.8 mm (previously #12)	.125" (1/8") 3.2 mm (previously #11)	.156" (5/32") 4.0 mm (previously #9)
Clipper® Hook Size	25's, 36's, 1's, UCM36's, UX-1's	2, 3, U2SP, U2 U3-1, U3-2, U3	4 & U4	4 ½, 5, U5	6, 7, U6 & U7

Connecting Pin Types	Abbreviation	Pin Wear Factor	Hook Wear Factor	Rigidity	Magnetic	Flexibility	Composition
Nylosteel	NY	Good	Good	Good	Yes	Good	Nylon & music wire
Nylostainless	NYS	Good	Good	Good	Slightly	Good	Nylon & 300SS spring wire
Nylon Covered Cable	NCS	Good	Good	Average	Slightly	Good	Nylon & 300SS cable
Music Wire	MW	Good	Poor	Excellent	Yes	Poor	High-carbon spring-tempered steel
Cold-Rolled Steel	Smooth - SM Notched - N	Average	Fair	Excellent	Yes	Fair to Poor	Mild cold-rolled steel
Stainless Steel	Smooth - SMS Notched - NS	Average	Fair	Excellent	Slightly	Fair to Poor	302 or 300 stainless steel
Duralink™	DL	Excellent	Excellent	Average	Slightly	Good	Wear-resistant nylon & 300SS cable
Bare Stainless Cable	SMSC	Average	Fair	Average	Slightly	Good	300SS cable
DuraStainless™	DSS	Excellent	Excellent	Good	Slightly	Good	Wear resistant nylon & 300SS spring wire
Nylon Plus	NP	Good	Excellent	Fair	No	Excellent	Nylon

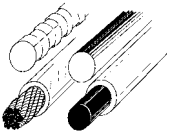
PINPAK™ 100



(100 ft. of connecting pin with dispenser)

PIN DIAMETER	ORDERING NUMBER	ITEM CODE	WT. LBS.	PIN DIAMETER	ORDERING NUMBER	ITEM CODE	WT. LBS.	PIN DIAMETER	ORDERING NUMBER	ITEM CODE	WT. LBS.
NYLOSTEEL				NYLOSTAINLESS				NYLON COVERED CABLE			
.053	NY053-C	18700	1.6	.053	NYS053-C	18701	1.6	.053	NCS065-C	02751	1.7
.065	NY065-C	02598	1.6	.065	NYS065-C	02649	1.6	.065	NCS079-C	02767	1.7
.079	NY079-C	18720	1.8	.079	NYS079-C	18721	1.8	.079	NCS093-C	02762	3.0
.093	NY093-C	02628	2.0	.093	NYS093-C	02670	2.0	.093	NCS156-C	02756	3.3
.109	NY109-C	02622	2.1	.109	NYS109-C	02664	2.1				
.125	NY125-C	02614	2.2	.125	NYS125-C	02658	2.2				
.156	NY156-C	02607	2.5	.156	NYS156-C	02652	2.5				
NYLON PLUS				DURALINK™				DURASTAINLESS™			
.053	NP053-C	02863	1.6	.065	DL065-C	02726	1.8	.065	DSS065-C	02826	1.8
.065	NP065-C	02854	1.6	.093	DL093-C	02743	2.1	.093	DSS093-C	02830	2.1
.079	NP079-C	02872	1.8	.109	DL109-C	02737	2.2	.109	DSS109-C	02834	2.2
.093	NP093-C	02867	2.0	.125	DL125-C	02732	2.3				
.109	NP109-C	02861	2.1								
.125	NP125-C	02864	2.2								
.156	NP156-C	02873	2.5								



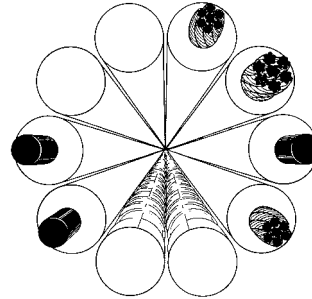


Clipper® Connecting Pins

NYLON COVERED LEADER ASSEMBLIES

PIN DIAMETER	ORDERING NUMBER	ITEM CODE	PIN LENGTH	LEADER LENGTH
NYLON COVERED CABLE				
.065	NCS065X10FT-W/10FT	05021	10	10
.065	NCS065X25FT-W/5FT	05022	25	5
.093	NCS093X5FT-W/5FT	05194	5	5
.093	NCS093X10FT-W/10FT	05023	10	10
.093	NCS093X15FT-W/2FT	05195	15	2
.093	NCS093X25FT-W/5FT	05024	25	5
.093	NCS093X25FT-W/10FT	05025	25	10
.093	NCS093X50FT-W/4FT	05196	50	4
DURALINK™				
.065	DL065X25FT-W/5FT	05193	25	5
.093	DL093X10FT-W/10FT	05020	10	10
.093	DL093X25FT-W/5FT	05019	25	5

Other sizes can be custom ordered.



12" PRE-CUT PINS

(24 pins per package)

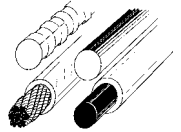
PIN DIAMETER	ORDERING NUMBER	ITEM CODE	ORDERING NUMBER	ITEM CODE	ORDERING NUMBER	ITEM CODE
NYLOSTEEL			NYLOSTAINLESS		NYLON PLUS	
.065	NY065-12	02592	NYS065-12	02644	NP065-12	02847
.093	NY093-12	02625	NYS093-12	02668	NP093-12	02865
.109	NY109-12	02619	NYS109-12	02662	NP109-12	02859
.125	NY125-12	02611	NYS125-12	02656	NP125-12	02833
.156	NY156-12	02600	NYS156-12	02650	NP156-12	02832

CONNECTING PIN TOOLS

DESCRIPTION	ORDERING NUMBER	ITEM CODE
Pin and Cable Cutter	APC-1	50004
Pin and Cable Stripper	CABLE STRIPPER	03241

.065" PRE-CUT PINS

BELT WIDTH in.	mm.	PINS/PACKAGE	ORDERING NUMBER	ITEM CODE	ORDERING NUMBER	ITEM CODE
NYLOSTEEL				NYLOSTAINLESS		
5/8"	16	100			NYS065-5/8-100	02632
3/4"	19	100	NY065-3/4-100	02576		
7/8"	22.5	100	NY065-7/8-100	02574		
1"	25.5	100	NY065-1-100	02577	NYS065-1-100	02637
1 1/4"	32	100	NY065-1-1/4-100	02578	NYS065-1-1/4-100	02633
1 1/2"	38.5	100	NY065-1-1/2-100	02579	NYS065-1-1/2-100	02634
1 3/4"	44.5	100	NY065-1-3/4-100	02580		
1 7/8"	48	100	NY065-1-7/8-100	02581	NYS065-1-7/8-100	02635
2"	51	100	NY065-2-100	02582	NYS065-2-100	02638
2 1/4"	57.5	100	NY065-2-1/4-100	02583	NYS065-2-1/4-100	02639
2 1/2"	63.5	100	NY065-2-1/2-100	02584	NYS065-2-1/2-100	02640
2 3/4"	70	100	NY065-2-3/4-100	02585		
3"	76.5	100	NY065-3-100	02586	NYS065-3-100	02641
3 1/4"	83	50	NY065-3-1/4-50	02587	NYS065-3-1/4-50	02636
3 1/2"	87	50	NY065-3-1/2-50	02588		
4"	102	50	NY065-4-50	02589	NYS065-4-50	02642
4 1/2"	115	50	NY065-4-1/2-50	02590		
6"	152	24	NY065-6-24	02591	NYS065-6-24	02643



CONNECTING PINS IN COILS

(25 ft. minimum)

PIN DIAMETER	ORDERING NUMBER	ITEM CODE	ORDERING NUMBER	ITEM CODE	ORDERING NUMBER	ITEM CODE
NYLOSTEEL			NYLOSTAINLESS		NYLON COVERED CABLE	
.053	NY053	02594	NYS053	02645	NCS065	02750
.065	NY065	02597	NYS065	02648		
.079	NY079	02595	NYS079	02646		
.093	NY093	02627	NYS093	02669	NCS093	02766
.109	NY109	02621	NYS109	02663	NCS125	02761
.125	NY125	02613	NYS125	02657	NCS156	02755
.156	NY156	02606	NYS156	02651		
DURALINK™			DURASTAINLESS™			
.065	DL065	02725	DSS065	02727		
.093	DL093	02742	DSS093	02744		
.109	DL109	02736	DSS109	02738		
.125	DL125	02731				
SMOOTH STEEL			NOTCHED STEEL		SMOOTH SS	
.040					SMS040	02772
.054	SM054	02771	N054	02775	SMS054	02779
.093	SM093	02773	N093	02777	SMS093	02781
NOTCHED SS			NYLON PLUS		BARE SS CABLE	
.053/.054	NS054	02783	NP053	02868	SMSC065	02769
.065			NP065	02853		
.079			NP079	02869		
.093	NS093	02784	NP093	02866	SMSC093	02770
.109			NP109	02860		
.125			NP125	02870		
.156			NP156	02871		


NOTE: For coils less than 25 ft., call Flexco Customer Service.


MUSIC WIRE

PIN DIAMETER	DESCRIPTION	ORDERING NUMBER	ITEM CODE
.043"	Per Foot	MW043	02787
.054"	Per Foot	MW054	02788
.072"	12 Foot Lengths	MW072	02789
.090"	12 Foot Lengths	MW090	02791
.090"	100 Foot Lengths	MW090-100	02790

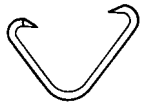
STRIPPED LEADERS

DESCRIPTION	ORDERING NUMBER	ITEM CODE
.093 x 123" Nylosteel with 63" Stripped Leader	NY093-123	02629
.093 x 246" Nylosteel with 63" Stripped Leader	NY093-246	02630
.093 x 100' Nylosteel with 63" Stripped Leader	NY093-100	02631
.093 x 123" DuraStainless™ with 63" Stripped Leader	DSS093-123	04093
.093 x 246" DuraStainless™ with 63" Stripped Leader	DSS093-246	04044

 **Stock Items** (non-shaded) carried in factory inventory.

 **Made To Order Items** (shaded) have added lead time.

Non-Listed Items are available.
Request quote for price and delivery.



Clipper® Maintenance Lacers

ROLLER LACER® GOLD CLASS™

(Face strips sold separately)

BELT WIDTH		ORDERING NUMBER	ITEM CODE	WT. LBS.
in.	mm			
24"	600	RL-G24	03985	50.0
36"	900	RL-G36	03986	58.0
48"	1200	RL-G48	03987	66.0
60"	1500	RL-G60	03988	74.0

NOTE: Includes carding paper remover and scissors.

MANUAL ROLLER LACER®

(Face strips sold separately)

BELT WIDTH		ORDERING NUMBER	ITEM CODE	WT. LBS.
in.	mm			
24"	600	RL-24	03370	38.0
36"	900	RL-36	03371	47.0
48"	1200	RL-48	03372	55.0
60"	1500	RL-60	03375	63.0

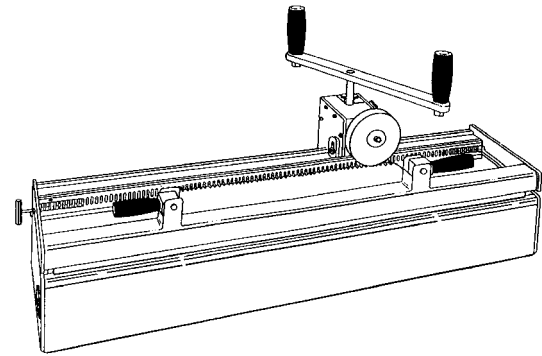
NOTE: Includes carding paper remover and scissors.

CLIPPER® FACE STRIPS (includes one Lacer Pin)

ROLLER LACER® GOLD CLASS™

MANUAL ROLLER LACERS

BELT WIDTH		ORDERING NUMBER	ITEM CODE	WT. LBS.	ORDERING NUMBER	ITEM CODE	WT. LBS.
in.	mm						
HOOK SIZE 30							
24"	600				FSMAN30-24	04064	1.3
36"	900				FSMAN30-36	04065	1.6
48"	1200				FSMAN30-48	04066	2.1
60"	1500				FSMAN30-60	04067	2.6
HOOK SIZE 36, UCM36							
24"	600	FSGOLD36-24	04038	4.3	FSMAN36-24	04020	1.3
36"	900	FSGOLD36-36	04039	5.4	FSMAN36-36	04021	1.6
48"	1200	FSGOLD36-48	04040	6.4	FSMAN36-48	04022	2.1
60"	1500	FSGOLD36-60	04041	7.6	FSMAN36-60	04023	2.6
HOOK SIZE 1, UX-1							
24"	600	FSGOLD1-24	04034	4.3	FSMAN1-24	04015	1.3
36"	900	FSGOLD1-36	04035	5.4	FSMAN1-36	04016	1.6
48"	1200	FSGOLD1-48	04036	6.4	FSMAN1-48	04017	2.1
60"	1500	FSGOLD1-60	04037	7.6	FSMAN1-60	04018	2.6
HOOK SIZE 2-4, U2SP-U3							
24"	600	FSGOLD2-24	04042	4.3	FSMAN2-24	04025	1.3
36"	900	FSGOLD2-36	04043	5.4	FSMAN2-36	04026	1.6
48"	1200	FSGOLD2-48	04044	6.4	FSMAN2-48	04027	2.1
60"	1500	FSGOLD2-60	04045	7.6	FSMAN2-60	04028	2.6
HOOK SIZE 4-1/2-7, U4-U7							
24"	600	FSGOLD4-1/2-24	04046	4.3	FSMAN4-1/2-24	04030	1.3
36"	900	FSGOLD4-1/2-36	04047	5.4	FSMAN4-1/2-36	04031	1.6
48"	1200	FSGOLD4-1/2-48	04048	6.4	FSMAN4-1/2-48	04032	2.1
60"	1500	FSGOLD4-1/2-60	04049	7.6	FSMAN4-1/2-60	04033	2.6



ALLIGATOR® FACE STRIPS FOR ROLLER LACER

DESCRIPTION	ORDERING NUMBER	ITEM CODE	WT. LBS.
24" (600mm) for 00 Alligator Lacing	GFSAM00-24	18244	1.0
36" (900mm) for 00 Alligator Lacing	GFSAM00-36	18245	1.35
24" (600mm) for 1 & 7 Alligator Lacing	GFSAM1&7-24	19701	1.02
36" (900mm) for 1 & 7 Alligator Lacing	GFSAM1&7-36	19702	1.28
48" (1200mm) for 1 & 7 Alligator Lacing	GFSAM1&7-48	19703	1.40
60" (1500mm) for 1 & 7 Alligator Lacing	GFSAM1&7-60	19704	1.65

NOTE: When using a 48" or 60" Alligator Face Strip, the fastener length must be no longer than 36" (multiple strips can be used in the face strip).

CLIPPER® REPLACEMENT LACER PINS

ROLLER LACER® GOLD CLASS™

MANUAL ROLLER LACERS

BELT WIDTH		ORDERING NUMBER	ITEM CODE	WT. LBS.	ORDERING NUMBER	ITEM CODE	WT. LBS.
in.	mm						
HOOK SIZE 1, 36, or 30							
24"	600	LPGOLD1/36-24	04006	0.4	LPMAN1/36-24	03997	0.4
36"	900	LPGOLD1/36-36	04007	0.5	LPMAN1/36-36	03998	0.5
48"	1200	LPGOLD1/36-48	04008	0.6	LPMAN1/36-48	03999	0.6
60"	1500	LPGOLD1/36-60	04009	0.7	LPMAN1/36-60	04000	0.7
HOOK SIZE 2-4, 4-1/2-7							
24"	600	LPGOLDREG-24	04010	0.4	LPMANREG-24	04002	0.4
36"	900	LPGOLDREG-36	04011	0.5	LPMANREG-36	04003	0.5
48"	1200	LPGOLDREG-48	04012	0.6	LPMANREG-48	04004	0.6
60"	1500	LPGOLDREG-60	04013	0.7	LPMANREG-60	04005	0.7

COMMON REPAIR PARTS

DESCRIPTION/ORDERING NUMBER	ITEM CODE	WT. LBS.
Guide Block Replacement Kit For Serial Number 3,500 – 50,000	03433	1.00
Guide Block Replacement Kit For Serial Number greater than 50,000	03897	1.00
Face Strip Knobs	03817	.50
Urethane Strip – Priced Per Foot	03274	.50
Carrying Strap – Large For 48" and 60" Roller Lacers	04051	1.0
Carrying Strap – Small For 24" and 36" Roller Lacers	04052	1.0
Nut Driver for Roller Lacer Gold Class	04068	1.0

Clipper® Maintenance Lacers



MICROLACER®

(Face strips sold separately)

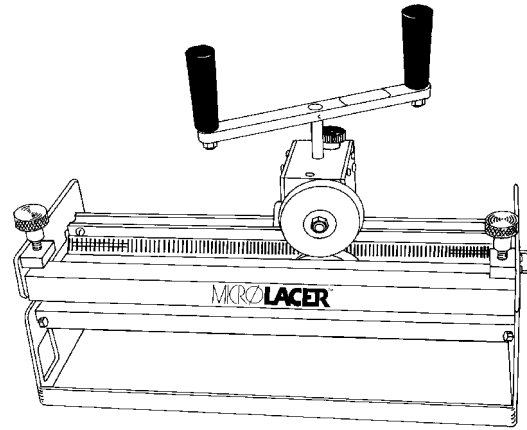
BELT WIDTH		ORDERING NUMBER	ITEM CODE	WT. LBS.
in.	mm			
14"	350	MICROLACER	03368	27.0

NOTE: Includes carding paper remover and scissors.

CLIPPER® FACE STRIPS

(Includes one Lacer Pin)

HOOK SIZE	ORDERING NUMBER	ITEM CODE	WT. LBS.
30	FSMAN30-MICRO	04063	2.3
36, UCM36	FSMAN36-MICRO	04019	2.3
1, UX-1	FSMAN1-MICRO	04014	2.3
2-4, U2-U3,	FSMAN2-MICRO	04024	2.3
4-1/2-7, U4-U7	FSMAN4-1/2-MICRO	04029	2.3



CLIPPER® REPLACEMENT LACER PINS


HOOK SIZE	ORDERING NUMBER	ITEM CODE	PIN DIA.
1/36	LPMAN1/36-MICRO	03996	0.67
2-7	LPMANREG-MICRO	04001	.106

ALLIGATOR® FACE STRIPS FOR MICROLACER

DESCRIPTION	ORDERING NUMBER	ITEM CODE	WT. LBS.
for 00 Alligator Lacing	GFSA00-14	18243	.5
for 1 & 7 Alligator Lacing	GFSA1&7-14	18248	.5

COMMON REPAIR PARTS

DESCRIPTION/ORDERING NUMBER	ITEM CODE	WT. LBS.
Guide Block Replacement Kit For Serial Number 3,500 – 50,000	03433	1.00
Guide Block Replacement Kit For Serial Number greater than 50,000	03897	1.00
Face Strip Knobs	03817	.50
Urethane Strip – Priced Per Foot	03274	.10

 **Stock Items** (non-shaded) carried in factory inventory.

 **Made To Order Items** (shaded) have added lead time.

Non-Listed Items are available.
Request quote for price and delivery.

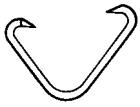
VALULACER REPLACEMENT PARTS CLIPPER® FACE STRIPS

(Includes one Lacer Pin)

HOOK SIZE	ORDERING NUMBER	ITEM CODE	WT. LBS.
36, UCM36	FS36-VALU	03425	0.6
1, UX-1	FS1-VALU	03429	0.6
2-4, U2-U3,	FS2-VALU	03430	0.6
4-1/2-7, U4-U7	FS4-1/2-VALU	03431	0.6

CLIPPER® REPLACEMENT GAUGE PINS

HOOK SIZE	ORDERING NUMBER	ITEM CODE	PIN DIA.
1/36	LP1/36 VALU	03339	.067
2-7	LPREG VALU	03328	.106



Clipper® Specialty Lacers

LW95 LACERS

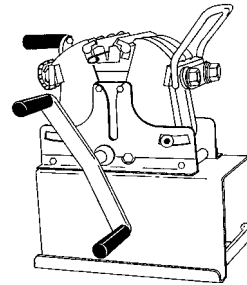
(Laces all Clipper Hooks. Laces up to 6" in one operation. Includes Lacing Assembly Kit)

HOOK SIZE	ORDERING NUMBER	ITEM CODE	WT. LBS.	RETAINER INCLUDED
2-7, U2-U7	LW95	03074	31.0	HRREGLW95
1, UX-1	1LW95	03076	31.0	HR1LW95
25	25XLW	03075	31.0	HR25LW95

REPLACEMENT HOOK RETAINERS

2-7, U2-U7	HR2LW95	03085	0.6
1, UX-1	HR1LW95	03081	0.5
25	HR25LW95	03827	1.0
30, 36, UCM36	HR36LW95	03119	0.5

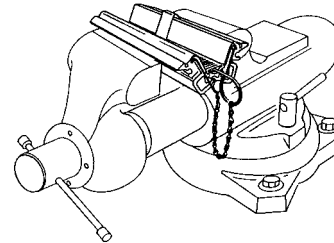
LW95 Lacer



WISE LACERS

HOOK SIZE	ORDERING NUMBER	ITEM CODE	WT. LBS.
2-7, U2-U7	R-4	03018	1.0
2-7, U2-U7	R-7	03019	2.0
2-7, U2-U7	R-10	03020	3.0
1, UX-1, UX-1SP	1VL-7	03236	2.0
25	25VL-7	03814	3.0
30, 36, UCM36	36VL-7	03238	1.0

Vise Lacer

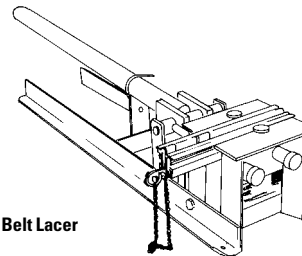


BALER BELT LACER™

(Laces all Clipper Baler Hooks, RHTX, 2-7)

BELT WIDTH		ORDERING NUMBER	ITEM CODE	WT. LBS.
in.	mm			
7"	175	BBL-7	03434	51.0
10"	250	BBL-10	03435	51.0

Baler Belt Lacer

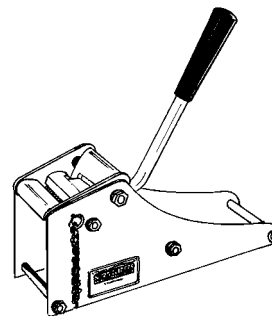


LEVER LACER

(For thin belts or tapes up to 2" wide)

HOOK SIZE	ORDERING NUMBER	ITEM CODE	WT. LBS.
25	25LEVER	03014	5.0
36	36LEVER	04223	5.0

Lever Lacer

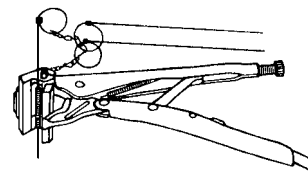


PLIER-TAPE LACER

(For thin belts or tapes up to 2" wide)

ORDERING NUMBER	ITEM CODE	WT. LBS.
PTL25	18015	3.5
PTL30	18017	3.7
PTL1	18016	3.6

Plier-Tape Lacer



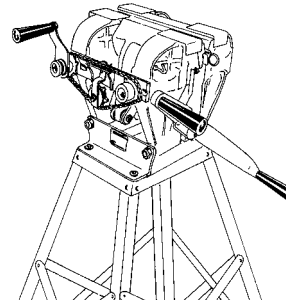
Clipper® Production Lacers



#12 SPEED LACER

(Includes #2-7 Retainer)

BELT WIDTH		ORDERING NUMBER	ITEM CODE	WT. LBS.
in.	mm			
12"	300	12LACER	03167	177.0
CHAIN DRIVE ATTACHMENT				
12LACER-CHAIN			03225	24.0



#12 Speed Lacer

CLIPPER® HOOK RETAINER

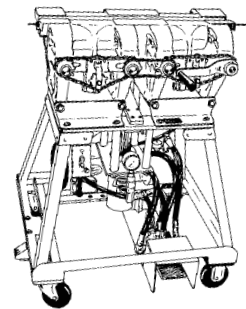
FOR #12 SPEED LACER

(Includes one Lacer Pin)

DESCRIPTION	HOOK SIZE	ORDERING NUMBER	ITEM CODE	WT. LBS.
Acusteel	25	HR25-12	03822	1.8
Acusteel	30,36,UCM36	HR36-12	03170	1.5
Acusteel	1,UX-1	HR1-12	03168	1.5
Acusteel	2-7,U2-U7	HR2-12	03211	1.5

12" LACER PIN FOR #12 SPEED LACER

HOOK SIZE	ORDERING NUMBER	ITEM CODE
25,30,36,1	LP1/36-12	03169
2-7	LP2-12	03222



Electric Hydraulic Lacer

ELECTRIC HYDRAULIC POWER LACERS

(Includes #2-7 Retainer)

BELT WIDTH		ORDERING NUMBER	ITEM CODE	WT. LBS.
in.	mm			
12"	300	EH-12	03037	355.0
25"	625	EH-25	03038	560.0
38"	950	EH-38	03039	875.0

NOTE: Please specify 115 or 230 volt wiring requirements when ordering. Can be ordered for International Requirements.

ELECTRIC HYDRAULIC LACER COVER

LACER SIZE		ORDERING NUMBER	ITEM CODE	WT. LBS.
in.	mm			
12"	300	Cover-12	03452	3.0
25"	625	Cover-25	03453	4.0
38"	950	Cover-38	03519	5.0

CLIPPER® HOOK RETAINER FOR POWER LACERS

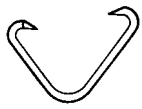
(Includes one Lacer Pin)

BELT WIDTH		ORDERING NUMBER	ITEM CODE	WT. LBS.
in.	mm			
HOOK SIZE 25				
12"	300	HR25-12	03822	1.8
25"	625	HR25-25	03823	3.3
38"	950	HR25-38	03824	4.2
HOOK SIZE 30, 36, UCM36				
12"	300	HR36-12	03170	1.5
25"	625	HR36-25	03154	3.3
38"	950	HR36-38	03155	4.2
HOOK SIZE 1, UX-1				
12"	300	HR1-12	03168	1.5
25"	625	HR1-25	03143	3.3
38"	950	HR1-38	03150	4.2
HOOK SIZE 2-7, U2-U7				
12"	300	HR2-12	03211	1.5
25"	625	HR2-25	03051	3.3
38"	950	HR2-38	03148	4.2

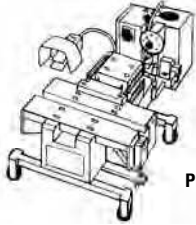
CLIPPER® REPLACEMENT LACER PINS FOR POWER LACER

BELT		ORDERING NUMBER	ITEM CODE
in.	mm		
HOOK SIZE 25, 36, 1			
12"	300	LP1/36-12	03169
25"	625	LP1/36-25	03162
38"	950	LP1/36-38	03163
HOOK SIZE 2-7			
12"	300	LP2-12	03222
25"	625	LP2-25	03054
38"	950	LP2-38	03156

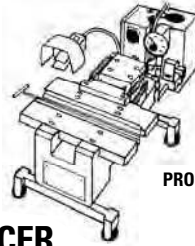
- Stock Items** (non-shaded) carried in factory inventory.
- Made To Order Items** (shaded) have added lead time.
- Non-Listed Items** are available.
- Request quote for price and delivery.



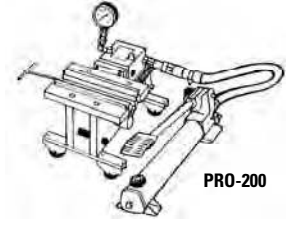
Clipper[®] Production Lacers



PRO-600



PRO-400



PRO-200

PRO-600 & PRO-6000 LACER

(Does not include comb - purchase separately)

ORDERING NUMBER	ITEM CODE	WEIGHT (LBS)
PRO-600	18057	294.2
PRO-6000	18978	304.2

PRO-400 LACER

(Does not include adapter - purchase separately)

ORDERING NUMBER	ITEM CODE	WEIGHT (LBS)
PRO-400	18048	294.1

PRO-200 LACER

(Does not include adapter - purchase separately)

ORDERING NUMBER	ITEM CODE	WEIGHT (LBS)
PRO-200	18036	69.9
PRO-200EH	03707	80.0

COMBS FOR PRO-600 & PRO-6000 LACER

(Includes Gauge Pins)

BELT WIDTH		ORDERING NUMBER	ITEM CODE	WT. LBS.
		HOOK SIZE 25		
in.	mm			
24"	600	P6CLPR25M-24	03526	10.1
36"	900	P6CLPR25M-36	03538	13.0
48"	1200	P6CLPR25M-48	03551	15.5
60"	1500	P6CLPR25M-60	03531	18.5
		HOOK SIZE 36, UCM36, 30		
24"	600	P6CLPR36M-24	03524	10.1
36"	900	P6CLPR36M-36	03537	13.0
48"	1200	P6CLPR36M-48	03539	15.5
60"	1500	P6CLPR36M-60	03529	18.5
		HOOK SIZE 1, UX1		
24"	600	P6CLPR1M-24	03534	10.1
36"	900	P6CLPR1M-36	03535	13.0
48"	1200	P6CLPR1M-48	03550	15.5
60"	1500	P6CLPR1M-60	03528	18.5
		HOOK SIZE 2-7, U2-U7		
24"	600	P6CLPR2M-24	03533	10.1
36"	900	P6CLPR2M-36	03536	13.0
48"	1200	P6CLPR2M-48	03532	15.5
60"	1500	P6CLPR2M-60	03527	18.5

ADAPTERS FOR PRO-400 LACER-14"

(Includes 1.5 and 2.0 mm Gauge Pins)

HOOK SIZE	ORDERING NUMBER	ITEM CODE	WT. LBS.
25	P4CLPR25	03649	7.3
36, 30	P4CLPR36	03140	7.5
1	P4CLPR1	03525	7.5
2-7	P4C2	18052	8.0

ALLIGATOR[®] ADAPTERS-PRO-400

(Includes Gauge Pins)

ORDERING NUMBER	ITEM CODE	WT. LBS.	LACING SIZE
P4GF	18055	7.1	1 & 7
P4GF15	18056	7.2	15

REPLACEMENT LACER PINS FOR PRO-400 LACER

FOR COMB NUMBER	DIAMETER (mm)	ITEM CODE	WT. LBS.
P4C25/36	1.5	19395	.1
P4C25/36	1.8 x 1.5	03738	.1
P4C25/36	2.0 x 1.5	03745	.1
P4C1	1.8	03715	.1
P4C1	2.0	19350	.1
P4C1	2.5 x 2.0	19380	.1
P4C1	3.0 x 2.0	19351	.1
P4C2	2.5	19349	.3
P4C2	3.5 x 3.0	03725	.3
P4C2	4.0 x 3.0	03724	.3

ADAPTERS FOR PRO-200 LACER-8"

(Includes 1.5 and 2.0 mm Gauge Pins)

HOOK SIZE	ORDERING NUMBER	ITEM CODE	WT. LBS.
25	P2CLPR25	03650	4.3
36, 30	P2CLPR36	03591	4.3
1	P2CLPR1	03651	4.8
2-7	P2C2	18043	5.2

ALLIGATOR[®] ADAPTERS-PRO-200

(Includes Gauge Pins)

ORDERING NUMBER	ITEM CODE	WT. LBS.	LACING SIZE
P2GF	18046	4.3	1 & 7
P2GF15	18047	4.5	15

REPLACEMENT LACER PINS FOR PRO-200 LACER

FOR COMB NUMBER	DIAMETER (mm)	ITEM CODE	WT. LBS.
P2C25/36	1.5	19340	.1
P2C25/36	1.8 x 1.5	03739	.1
P2C25/36	2.0 x 1.5	03744	.1
P2C1	1.8	03713	.1
P2C1	2.0	19341	.1
P2C1	2.5 x 2.0	19342	.1
P2C1	3.0 x 2.0	19343	.1
P2C2	2.5	19339	.3
P2C2	3.5 x 3.0	03717	.3
P2C2	4.0 x 3.0	03718	.3

REPLACEMENT LACER PINS FOR PRO-600 LACER

BELT WIDTH		ITEM CODE				WT. LBS.
in.	mm	FOR COMB NUMBER P6C25/36				
		1.5 mm	1.8 mm x 1.5 mm	2.0 mm x 1.5 mm		
24"	600	03729	03734	03743		0.2
36"	900	03727	03735	03742		0.2
48"	1200	03728	03736	03741		0.2
60"	1500	19358	03737	03740		0.2
		FOR COMB NUMBER P6C1				
		1.8 mm	2.0 mm	2.5 mm x 2.0 mm	3.0 mm x 2.0 mm	
24"	600	03710	19361	19362	03722	0.2
36"	900	03709	03714	03721	03733	0.2
48"	1200	03708	03711	03723	03732	0.2
60"	1500	19378	03712	03716	03731	0.2
		FOR COMB NUMBER P6C2				
		2.5 mm	3.5 mm x 3.0 mm	4.0 mm x 3.0 mm		
24"	600	19364	19365	19366		0.3
36"	900	03726	03719	03720		0.3
48"	1200	19368	19370	19371		0.3
60"	1500	19373	19375	19376		0.3

ALLIGATOR[®] COMBS-PRO-600

(Includes Gauge Pins)

ORDERING NUMBER	ITEM CODE	WT. LBS.	LACING SIZE
P6ALLI00M-24	03914	8.7	00
P6ALLI00M-36	03915	13.0	00
P6ALLI1&7-24	03916	8.7	1&7
P6ALLI1&7-36	03917	13.0	1&7
P6ALLI15-24	03919	8.7	15
P6ALLI15-36	03920	13.0	15

REPLACEMENT PARTS

DESCRIPTION	ITEM CODE	WT. LBS.
Return Springs	19100	1.0
Adapter Spring Clip	19194	1.0
Linear Bearing	19200	2.0
Brass Bushing	19300	5.0



How Alligator® Lacing Works

Hammer applied Alligator® Lacing utilizes a design with teeth that are formed so that when they are driven parallel to the length of the belt, the vital longitudinal carcass fibers are not severed.

The compression fit of the connecting bar provides a strong, vise-like hold on the belt

and distributes belt tension evenly across the entire belt width. The one-piece fastener strip also ensures that there are no loose pieces to work themselves out of the belt and into the conveyed product. The flat splice obtained with a continuous strip of lacing also helps with hinge pin insertion.

Applications	Installation Method	What You Need for Installation
<ul style="list-style-type: none"> Manufacturing Assembly Lines Food, Package, and Parts Handling Checkout Counters Agricultural Equipment 	Requires only a hammer; no special tools needed. Unique, patented clips and round gauge rod act as an "extra" pair of hands.	<ul style="list-style-type: none"> Fasteners Hinge Pin Hammer
How to Specify the Correct Alligator® Lacing	Fastener Metal Selection	Hinge Pin Selection
<ol style="list-style-type: none"> Determine Belt Tension (PIW). Measure your Belt Thickness. Measure the Diameter of the Smallest Pulley in your Drive with Belt Wrap more than 90°. Choose the fastener size that is appropriate for your specifications in the selection chart below. 	<p>Steel. Standard fastener material.</p> <p>Stainless Steel. Type 316 Stainless Steel</p>	<p>H Steel Corrugated - for all sizes of Alligator belt lacing.</p> <p>SH Stainless Steel Corrugated - for all sizes of Alligator belt lacing.</p> <p>RH Rocker Hinge Pin - for transmission belt lacing, two-piece pin to reduce friction and wear on loops and lacing.</p> <p>NC Nylon Covered Steel Cable - for easier hinge pin insertion.</p> <p>NCS Nylon Covered Stainless Cable - for greater corrosion resistance.</p>

Alligator® Lacing Selection Chart

Lacing Size	For Belts With Mechanical Fastener Ratings Up To:		Belt Thickness Range		Recommended Min. Pulley Diameter		Approx. Corrugated Hinge Pin Diameter	
	P.I.W.	kN/m	in.	mm	in.	mm	in.	mm
00	25	4.3	Up thru 1/16	Up thru 1.6	1	25	3/64	1.2
1	45	7.8	1/16-3/32	1.6-2.4	1-1/2	38	1/16	1.6
7	50	8.7	3/32-9/64	2.4-3.6	2	51	1/16	1.6
15	65	11.4	1/8-5/32	3.2-4.0	2-1/2	64	3/32	2.4
20	95	16.6	5/32-3/16	4.0-4.8	3	76	7/64	2.8
25	100	17.5	3/16-7/32	4.8-5.6	4	102	1/8	3.2
27	100	17.5	7/32-9/32	5.6-7.1	5	127	1/8	3.2
35	150	26.0	9/32-5/16	7.1-7.9	7	178	9/64	3.6
45	165	28.0	5/16-3/8	7.9-9.5	9	229	3/16	4.8
55	175	30.0	3/8-7/16	9.5-11.1	12	305	13/64	5.2
65	200	35.0	7/16-1/2	11.1-12.7	14	356	13/64	5.2



Alligator[®] Conveyor Belt Lacing


FASTENERS

STEEL LACING WITH STEEL CORRUGATED HINGE PIN

BELT WIDTH		ORDERING NUMBER	ITEM CODE	WT. LBS.	ORDERING NUMBER	ITEM CODE	WT. LBS.	ORDERING NUMBER	ITEM CODE	WT. LBS.	ORDERING NUMBER	ITEM CODE	WT. LBS.	ORDERING NUMBER	ITEM CODE	WT. LBS.	
in.	mm	00			1A			1B			7			15			
12"	300	00-12	10050	.2	1A-12	10070	.5				7-12	10090	.7	15-12	10482	1.0	
14"	350	00-14	10051	.5	1A-14	10071	.7				7-14	10091	.9	15-14	10110	1.2	
16"	400	00-16	10052	.5	1A-16	10072	.8				7-16	10092	1.0	15-16	10111	1.4	
18"	450	00-18	10053	.5	1A-18	10073	.8	Note: Size 1A and 1B Alligator lacing has been modified to allow for complete interchangeability. For machine applied lacing, order the corresponding 1A size.			7-18	10093	1.1	15-18	10112	1.5	
20"	500	00-20	10054	.6	1A-20	10074	1.0					7-20	10094	1.2	15-20	10113	1.6
22"	550	00-22	10055	.6	1A-22	10075	1.0					7-22	10095	1.3	15-22	10114	1.8
24"	600	00-24	10056	.7	1A-24	10076	1.1					7-24	10096	1.4	15-24	10115	2.0
26"	650											7-26	10097	1.5	15-26	10116	2.2
28"	700											7-28	10098	1.6	15-28	10117	2.3
30"	750	00-30	10059	.9	1A-30	10079	1.3					7-30	10099	1.7	15-30	10118	2.4
32"	800											7-32	10100	1.9	15-32	10119	2.6
36"	900	00-36	10061	1.0	1A-36	10081	1.6					7-36	10101	2.0	15-36	10120	2.7
42"	1050	00-42	10062	1.2	1A-42	10082	2.0					7-42	10102	2.2	15-42	10121	3.4
48"	1200	00-48	10063	2.0	1A-48	10083	2.0				7-48	10103	2.7	15-48	10122	3.8	
60"	1500	00-60	10065	1.3	1A-60	10085	2.7				7-60	10105	3.4	15-60	10124	4.8	
20				25				27			35			45			
12"	300	20-12	10483	1.3	25-12	10484	1.5	27-12	10485	1.7	35-12	10486	2.8	45-12	10487	3.4	
14"	350	20-14	10130	1.6	25-14	10150	1.6	27-14	10165	2.1	35-14	10180	3.3	45-14	10196	4.0	
16"	400	20-16	10131	1.8	25-16	10151	1.9	27-16	10166	2.3	35-16	10181	3.7	45-16	10197	4.6	
18"	450	20-18	10132	2.0	25-18	10152	2.2	27-18	10167	2.6	35-18	10182	4.1	45-18	10198	5.1	
20"	500	20-20	10133	2.2	25-20	10153	2.4	27-20	10168	3.0	35-20	10183	4.6	45-20	10199	5.6	
22"	550	20-22	10134	2.3	25-22	10154	2.7	27-22	10169	3.1							
24"	600	20-24	10135	2.5	25-24	10155	2.9	27-24	10170	3.4	35-24	10185	5.5	45-24	10201	6.8	
26"	650				25-26	10156	3.1	27-26	10171	3.8							
28"	700	20-28	10137	3.0	25-28	10157	3.5	27-28	10172	3.9							
30"	750	20-30	10138	3.2	25-30	10158	3.6	27-30	10173	4.2	35-30	10188	6.8	45-30	10204	8.5	
32"	800	20-32	10139	3.4				27-32	10174	4.7	35-36	10190	8.2	45-36	10206	10.1	
36"	900	20-36	10140	3.8	25-36	10160	4.3	27-36	10175	5.0	35-42	10191	9.6	45-42	10207	11.8	
42"	1050	20-42	10141	4.6	25-42	10161	5.1	27-42	10176	5.9	35-48	10192	11.0	45-48	10208	13.4	
48"	1200	20-48	10142	5.0	25-48	10162	5.7	27-48	10177	6.6	35-54	10193	12.4	45-60	10210	16.8	
54"	1350				25-54	10163	6.5	27-54	10178	7.5							
60"	1500	20-60	10144	6.3	25-60	10164	7.1	27-60	10179	8.2	35-60	10194	13.6				
55				65													
12"	300	55-12	10488	4.8	65-12	10489	5.7										
14"	350	55-14	10212	5.7													
16"	400	55-16	10213	6.5													
18"	450	55-18	10214	7.2	65-18	10232	8.8										
20"	500	55-20	10215	7.9													
24"	600	55-24	10217	9.6	65-24	10235	11.5										
30"	750	55-30	10220	11.8	65-30	10238	14.6										
36"	900	55-36	10222	14.0	65-36	10240	17.3										
42"	1050	55-42	10223	16.6													
48"	1200	55-48	10224	19.2	65-48	10242	23.0										
60"	1500	55-60	10226	23.7	65-60	10244	28.8										

Any lengths over 60" are sold by the set.

- Stock Items** (non-shaded) carried in factory inventory.
- Made To Order Items** (shaded) allow one week for production. In most cases, the next standard stock item can be adapted to meet your requirements.
- Non-Listed Items** are available. Request quote for price and delivery.



Alligator[®] Conveyor Belt Lacing



FASTENERS

316 STAINLESS LACING WITH 300 SERIES STAINLESS CORRUGATED HINGE PINS

BELT WIDTH		ORDERING NUMBER	ITEM CODE	WT. LBS.	ORDERING NUMBER	ITEM CODE	WT. LBS.	ORDERING NUMBER	ITEM CODE	WT. LBS.	ORDERING NUMBER	ITEM CODE	WT. LBS.	ORDERING NUMBER	ITEM CODE	WT. LBS.	ORDERING NUMBER	ITEM CODE	WT. LBS.	
in.	mm	00S			1S			1BS			7S			15S						
12"	300	00S-12	10528	.2	1S-12	10545	.5	Note: Size 1S and 1BS Alligator lacing has been modified to allow for complete interchangeability. For machine applied lacing, order the corresponding 1S size.	7S-12	10562	.7	15S-12	10491	1.1						
14"	350	00S-14	10529	.5	1S-14	10546	.5		7S-14	10563	.9	15S-14	10579	1.1						
16"	400	00S-16	10530	.4	1S-16	10547	.8		7S-16	10564	1.0	15S-16	10580	1.4						
18"	450	00S-18	10531	.5	1S-18	10548	.9		7S-18	10565	1.1	15S-18	10581	1.5						
20"	500	00S-20	10532	.7	1S-20	10549	1.0		7S-20	10566	1.2	15S-20	10582	1.7						
24"	600	00S-24	10534	.7	1S-24	10551	1.1		7S-24	10568	1.4	15S-24	10584	2.0						
28"	700				1S-30	10554	1.4		7S-28	10570	1.6	15S-28	10586	2.1						
30"	750	00S-30	10537	.8	1S-36	10556	1.7		7S-30	10571	1.8	15S-30	10587	2.5						
36"	900	00S-36	10539	1.0	1S-42	10557	2.0		7S-36	10573	2.1	15S-36	10589	2.9						
42"	1050	00S-42	10540	1.0	1S-48	10558	2.1		7S-42	10574	2.5	15S-42	10590	3.5						
48"	1200	00S-48	10541	1.4	1S-54	10559	3.1		7S-48	10575	2.7	15S-48	10591	3.9						
54"	1350				1S-60	10560	2.8		7S-60	10577	3.7	15S-60	10593	4.8						
60"	1500	00S-60	10543	1.7																
		20S			25S			27S			35S			45S						
12"	300	20S-12	10492	1.4	25S-12	10493	1.5	27S-12	10494	1.8	35S-12	10495	2.9	45S-12	10496	3.4				
14"	350	20S-14	10595	1.6	25S-14	10611	1.8	27S-14	10627	2.1	35S-14	10643	3.4							
16"	400	20S-16	10596	1.8	25S-16	10612	2.0	27S-16	10628	2.4	35S-16	10644	3.9							
18"	450	20S-18	10597	2.0	25S-18	10613	2.2	27S-18	10629	2.7	35S-18	10645	4.2	45S-18	10661	5.2				
20"	500	20S-20	10598	2.2	25S-20	10614	2.5	27S-20	10630	3.0	35S-20	10646	4.7	45S-24	10664	7.0				
24"	600	20S-24	10600	2.6	25S-24	10616	3.0	27S-24	10632	3.1	35S-24	10648	5.6							
30"	750	20S-30	10603	3.3	25S-30	10619	3.7	27S-30	10635	4.5	35S-30	10651	7.0	45S-30	10667	8.2				
36"	900	20S-36	10605	3.9	25S-36	10621	4.5	27S-36	10637	5.3	35S-36	10653	8.4	45S-36	10669	10.4				
42"	1050	20S-42	10606	4.6	25S-42	10622	4.9	27S-42	10638	6.2	35S-42	10654	10.2	45S-42	10670	11.9				
48"	1200	20S-48	10607	5.2	25S-48	10623	5.8	27S-48	10639	7.1	35S-48	10655	11.1	45S-48	10671	13.9				
60"	1500	20S-60	10609	6.6	25S-60	10625	7.4	27S-60	10641	8.7	35S-60	10657	14.0							
		55S																		
18"	450	55S-18	10677	7.3																
24"	600	55S-24	10680	9.7																
30"	750	55S-30	10683	12.0																
36"	900	55S-36	10685	16.8																
48"	1200	55S-48	10687	19.2																

Stock Items (non-shaded) carried in factory inventory.
 Made To Order Items (shaded) allow one week for production. In most cases, the next standard stock item can be adapted to meet your requirements.
Non-Listed Items are available. Request quote for price and delivery.



Alligator[®] Conveyor Belt Lacing

EXTRA HINGE PINS



STEEL (H) CORRUGATED HINGE PINS – PACKAGES OF 10 PINS

BELT WIDTH		ORDERING NUMBER	ITEM CODE	WT. LBS.	ORDERING NUMBER	ITEM CODE	WT. LBS.	ORDERING NUMBER	ITEM CODE	WT. LBS.	ORDERING NUMBER	ITEM CODE	WT. LBS.
in.	mm	For 00			For 1 or 7			For 15			For 20		
6	150	00H6	10030	.1	1&7H6	10031	.1	15H12	10033	.2	20H12	10034	.3
12	300	00H12	11075	.1	1&7H12	11092	.1	15H18	11126	.4	20H18	11142	.4
18	450	00H18	11078	.1	1&7H18	11095	.2	15H24	11129	.5	20H24	11145	.6
24	600	00H24	11081	.1	1&7H24	11098	.2	15H30	11132	.6	20H30	11148	.7
30	750	00H30	11084	.2	1&7H30	11101	.3	15H36	11134	.8	20H36	11150	.9
36	900	00H36	11086	.2	1&7H36	11103	.3	15H48	11136	1.1	20H48	11152	1.2
48	1200	00H48	11088	.2	1&7H48	11105	.5	15H60	11138	1.2	20H60	11154	1.5
60	1500	00H60	11090	.3	1&7H60	11107	.5						
		For 25 or 27			For 35			For 45			For 55 or 65		
12	300	25&27H12	10035	.4	35H12	10037	.6	45H12	10038	.9			
18	450	25&27H18	11157	.7	35H18	11187	1.0	45H24	11205	1.7	55&65H24	11220	2.8
24	600	25&27H24	11160	.8	35H24	11190	1.3	45H36	11210	2.6	55&65H36	11225	4.3
30	750	25&27H30	11163	1.1	35H30	11193	1.5	45H48	11212	3.8	55&65H48	11227	5.6
36	900	25&27H36	11165	1.2	35H36	11195	1.8	45H60	11214	4.4	55&65H60	11229	7.4
48	1200	25&27H48	11167	1.8	35H48	11197	2.5						
60	1500	25&27H60	11169	2.4	35H60	11199	3.2						

STAINLESS (SH) CORRUGATED HINGE PINS – 300 SERIES – PACKAGES OF 10 PINS

BELT WIDTH		ORDERING NUMBER	ITEM CODE	WT. LBS.	ORDERING NUMBER	ITEM CODE	WT. LBS.	ORDERING NUMBER	ITEM CODE	WT. LBS.	ORDERING NUMBER	ITEM CODE	WT. LBS.
in.	mm	For 00			For 1 or 7			For 15			For 20		
12	300				1&7SH12	11846	.1	15SH18	11878	.4			
18	450				1&7SH18	11849	.2	15SH24	11881	.5	20SH24	11906	.5
24	600	00SH24	11831	.1	1&7SH24	11852	.2	15SH30	11884	.7	20SH30	11909	.7
30	750				1&7SH30	11855	.3	15SH36	11886	.8	20SH36	11911	.9
36	900	00SH36	11836	.2	1&7SH36	11857	.4	15SH48	11888	.9	20SH48	11913	1.2
48	1200	00SH48	11838	.2	1&7SH48	11859	.4	15SH60	11890	1.0			
60	1500	00SH60	11840	.3	1&7SH60	11861	.5						
		For 25 or 27			For 35			For 45			For 55 or 65		
12	300	25&27SH12	11925	.4	35SH12	11950	.7						
18	450	25&27SH18	11928	.7	35SH24	11956	1.2	45SH36	11982	2.8	55&65SH24	11998	2.8
24	600	25&27SH24	11931	.9	35SH30	11959	1.6	45SH48	11984	4.3			
30	750	25&27SH30	11934	1.2	35SH36	11961	2.0						
36	900	25&27SH36	11936	1.4	35SH48	11963	2.6						
48	1200	25&27SH48	11938	1.7									
60	1500	25&27SH60	11940	2.0									

EXTRA CLIPS

6 CLIPS PER PACKAGE

FASTENER SIZE	ORDERING NUMBER	ITEM CODE	WT. LBS.
1, 7	1 & 7 CLIP	13256	.03
15, 20	15 & 20 CLIP	13250	.03
25, 27	25 & 27 CLIP	13252	.04
35	35 CLIP	13253	.04
45	45 CLIP	13254	.04

Alligator[®] Transmission Belt Lacing



FASTENERS

ORDERING NUMBER	ITEM CODE	SETS /BOX	WT. LBS.	STRIP LENGTH	
				in.	mm
STEEL					
00	10000	6	.2	6"	150
1A	10001	6	.3	6"	150
7	10002	6	.5	6"	150
15	10003	4	.9	12"	300
20	10004	4	1.2	12"	300
25D	10005	4	1.4	12"	300
25G	10007	8	2.6	12"	300
27K	10008	4	1.7	12"	300
27L	10009	8	3.2	12"	300
35N	10011	4	2.7	12"	300
45U	10012	4	3.3	12"	300
55W	10013	4	4.7	12"	300
65X	10014	4	5.8	12"	300

ORDERING NUMBER	ITEM CODE	SETS /BOX	WT. LBS.
STAINLESS (TYPE 316)			
00S	10512	6	.2
1AS	10513	6	.3
7S-TRANS	10514	6	.5
15S	10515	4	.9
20S	10516	4	1.2
25DS	10517	4	1.5
27KS	10519	4	1.8
35NS	10521	4	2.8
45US	10522	4	3.4
55WS	10523	4	5.0

ECONOMY PACKAGES – 12" Strips

ORDERING NUMBER	ITEM CODE	SETS /BOX	WT. LBS.
15E	10020	10	3.2
20E	10021	10	4.2
25E	10022	10	4.8
27E	10023	10	5.8
35E	10024	10	8.3

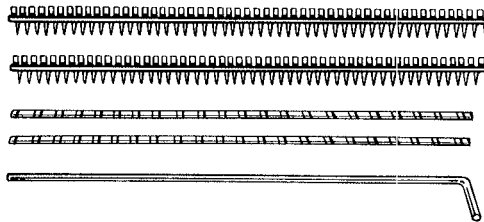
TRANSMISSION BELT LACING

CARTON CONTENTS:

Fastener Sets as indicated above:
 Sizes #00, 1 and 7 are 6" strips.
 Sizes #15 through 65 are 12" strips.

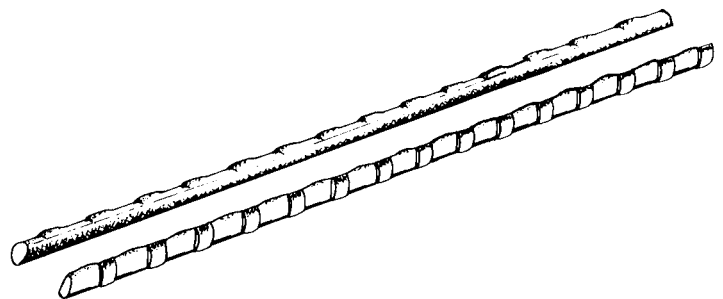
Rocker Hinge Pins (Sizes 00, 1A, 7, 00S, 1AS and 7S come with Corrugated Hinge Pins.)

1 Gauge Pin



ROCKER HINGE PINS (EXTRA-20/PACKAGE) FOR TRANSMISSION BELT LACING

ORDERING NUMBER	ITEM CODE	ORDERING NUMBER	ITEM CODE	WT. LBS.
STEEL (RH)		STAINLESS (SRH)		
15RH12	12375			.3
20RH12	12376	20SRH12	12388	.3
		25SRH12	12389	.4
27RH12	12378			.5
35RH12	12379			.6
45RH12	12380			.8
55&65RH12	12381			1.3



Stock Items (non-shaded) carried in factory inventory.

Made To Order Items (shaded) allow one week for production. In most cases, the next standard stock item can be adapted to meet your requirements.

Non-Listed Items are available. Request quote for price and delivery.



How Alligator® Ready Set™ Staple Fasteners Work

Designed for light and medium duty synthetic carcass belting, the Alligator® Staple fastener utilizes high tensile, stainless steel staple attachment, in conjunction with an extended plate design. This design separates the point of fastener penetration from the line of belt flexing to eliminate splice fatigue at the point of belt attachment.

Staple fasteners are furnished in strips with a bridge between each fastener plate. This strip design minimizes the chance of individual parts dislodging into the conveyed

product. The one piece design provides a stronger splice, greater resistance to impact damage, and a smoother, unrippled joint that simplifies hinge pin insertion.

Staples are hammer driven through the fastener and belt, working between the carcass fibers without severing them. The staples are then clinched cross-wise to the belt, so that belt tension does not pull against the staples to unclinch them.

Applications	Installation Method	What You Need for Installation
<ul style="list-style-type: none"> • Package and Parts Handling • Cased Goods • Food • Wood • Agricultural Products 	<p>A portable, lightweight application tool is easily carried to the job for on-site installation. The tool holds belt and fastener while staples are set with a hammer and a staple driver.</p>	<ul style="list-style-type: none"> • Fasteners • Hinge Pin • Installation Tool • Staple Driver • 1 lb. Hammer
How to Specify the Correct Alligator® Staple Fastener	Fastener Metal Selection	Hinge Pin Selection
<ol style="list-style-type: none"> 1. Determine Belt Tension (PIW). 2. Measure your Belt Thickness. 3. Measure the Diameter of the Smallest Pulley in your Drive with Belt Wrap more than 90°. 4. Choose the fastener size that is appropriate for your specifications in the selection chart below. 	<p>Steel. Standard fastener material.</p> <p>Stainless Steel. Type 316 Stainless Steel provides extra resistance to abrasion, magnetic attraction, and corrosion from acids and chemicals.</p> <p>Type 430 Magnetic Stainless Steel (Sizes 62 and 125).</p> <p>MegAlloy®. (Sizes 125 and 187) For superior resistance to wear and abrasion.</p>	<p>NC Nylon Covered Steel Cable - for use with steel fasteners, flat or troughed belts.</p> <p>NCS Nylon Covered Stainless Steel Cable - for applications with stainless fasteners, flat or troughed belts.</p> <p>SP Steel Spring Wire - for use with steel fasteners in abrasive or gritty material applications, flat belts only.</p> <p>SS Stainless Steel Spring Wire - for use with stainless fasteners, flat belts only.</p>

Alligator® Ready Set™ Staple Fasteners Selection Chart

Fastener Size	Operating Tension Range		Belt Thickness Range		Min. Pulley Diameter		Approx. Hinge Pin Diameter	
	P.I.W.	kN/m	in.	mm	in.	mm	in. (nylon-steel)	mm (nylon-steel)
RS62	100	17	1/16-1/8	1.5-3.2	2	50	nylon .080, steel .080	nylon 2.0, steel 2.0
RS125	160	28	1/8-3/16	3.2-4.8	3	75	nylon .141, steel .141	nylon 3.6, steel 3.6
RS187	200	35	3/16-1/4	4.8-6.4	4	102	nylon .203, steel .187	nylon 5.2, steel 4.7

Alligator® Ready Set™ Staple Fasteners



FASTENERS

CARTON CONTENTS:

- 4 Fastener Sets
- 4 Hinge Pins
- Required Amount of Retaining Washers

STEEL

	BELT WIDTH		ORDERING NUMBER	ITEM CODE	WT. LBS.
	in.	mm			
RS62	WITH NYLON COVERED STEEL CABLE PINS (NC)				
	12"	300	RS62J12/300NC	54476	1.3
	16"	400	RS62J16/400NC	54477	1.8
	18"	450	RS62J18/450NC	54478	2.0
	20"	500	RS62J20/500NC	54479	2.2
	24"	600	RS62J24/600NC	54480	2.7
	30"	750	RS62J30/750NC	54481	3.4
	36"	900	RS62J36/900NC	54482	4.0
	42"	1050	RS62J42NC	54485	4.7
	48"	1200	RS62J48NC	54483	5.4
	60"	1500	RS62J60NC	54484	6.7

STAINLESS (TYPE 316)

	ORDERING NUMBER	ITEM CODE	WT. LBS.	ORDERING NUMBER	ITEM CODE	WT. LBS.
	RS62J12/300SP	54486	1.3	RS62SJ12/300SS	54494	1.3
	RS62J18/450SP	54487	2.0	RS62SJ18/450SS	54495	2.0
	RS62J20/500SP	54492	2.2	RS62SJ20/500SS	54496	2.2
	RS62J24/600SP	54488	2.7	RS62SJ24/600SS	54497	2.7
	RS62J30/750SP	54493	3.4	RS62SJ30/750SS	54498	3.4
	RS62J36/900SP	54489	4.0	RS62SJ36/900SS	54499	4.0
	RS62J42SP	54502	4.7	RS62SJ42SS	54503	4.7
	RS62J48SP	54490	5.4	RS62SJ48SS	54500	5.4
	RS62J60SP	54491	6.7	RS62SJ60SS	54501	6.7

STEEL

	BELT WIDTH		ORDERING NUMBER	ITEM CODE	WT. LBS.
	in.	mm			
RS125	WITH NYLON COVERED STEEL CABLE PINS (NC)				
	4"	100	RS125J4NC*	54513	1.6
	10"	250	RS125J10NC	54514	1.7
	12"	300	RS125J12/300NC	54515	1.9
	14"	350	RS125J14NC	54516	2.3
	16"	400	RS125J16/400NC	54517	2.5
	18"	450	RS125J18/450NC	54518	2.8
	20"	500	RS125J20/500NC	54519	3.2
	24"	600	RS125J24/600NC	54520	3.7
	30"	750	RS125J30/750NC	54521	4.5
	36"	900	RS125J36/900NC	54522	5.5
	42"	1050	RS125J42NC	54523	6.6
	48"	1200	RS125J48NC	54524	7.4
	60"	1500	RS125J60NC	54525	9.3

STAINLESS (TYPE 316)

	ORDERING NUMBER	ITEM CODE	WT. LBS.	ORDERING NUMBER	ITEM CODE	WT. LBS.
	RS125J12/300SP	54528	2.7	RS125SJ12/300SS	54537	1.9
	RS125J18/450SP	54529	3.0	RS125SJ18/450SS	54538	2.5
	RS125J16/400SP	54530	3.4	RS125SJ16/400SS	54539	2.8
	RS125J20/500SP	54531	4.0	RS125SJ20/500SS	54540	3.0
	RS125J24/600SP	54532	4.9	RS125SJ24/600SS	54541	3.5
	RS125J30/750SP	54533	6.0	RS125SJ30/750SS	54542	3.9
	RS125J36/900SP	54534	7.1	RS125SJ36/900SS	54543	4.9
	RS125J42SP	54536	7.1	RS125SJ42SS	54544	5.9
	RS125J48SP	54534	7.8	RS125SJ48SS	54545	8.0
	RS125J60SP	54535	10.2	RS125SJ60SS	54546	10.1

*10 Sets per Box

STEEL

	BELT WIDTH		ORDERING NUMBER	ITEM CODE	WT. LBS.
	in.	mm			
RS187	WITH NYLON COVERED STEEL CABLE PINS (NC)				
	4"	100	RS187J4NC*	54587	2.3
	12"	300	RS187J12/300NC	54588	2.6
	16"	400	RS187J16/400NC	54589	3.7
	18"	450	RS187J18/450NC	54590	4.1
	20"	500	RS187J20/500NC	54591	4.8
	24"	600	RS187J24/600NC	54592	5.5
	30"	750	RS187J30/750NC	54593	6.8
	36"	900	RS187J36/900NC	54594	8.1
	42"	1050	RS187J42NC	54595	9.5
	48"	1200	RS187J48NC	54596	9.9
	60"	1500	RS187J60NC	54597	11.9

STAINLESS (TYPE 316)

	ORDERING NUMBER	ITEM CODE	WT. LBS.	ORDERING NUMBER	ITEM CODE	WT. LBS.
	RS187J12/300SP	54598	4.5	RS187SJ12/300SS	54765	3.4
	RS187J18/450SP	54599	5.1	RS187SJ18/450SS	54613	4.0
	RS187J16/400SP	54600	5.1	RS187SJ16/400SS	54613	4.0
	RS187J20/500SP	54601	5.9	RS187SJ20/500SS	54624	5.1
	RS187J24/600SP	54602	6.8	RS187SJ24/600SS	54607	5.9
	RS187J30/750SP	54603	7.4	RS187SJ30/750SS	54608	7.6
	RS187J36/900SP	54604	9.0	RS187SJ36/900SS	54609	8.9
	RS187J42SP	54605	10.1	RS187SJ42SS	54610	9.7
	RS187J48SP	54606	11.5	RS187SJ48SS	54611	11.8
	RS187J60SP	54586	14.4	RS187SJ60SS	54612	13.8

*10 Sets per Box

PLEASE NOTE: 310 Alligator Staple is no longer available.

MAGNETIC STAINLESS (TYPE 430)

ORDERING NUMBER	ITEM CODE	WT. LBS.
RS62MJ24/600MS	54473	2.7
RS125MJ24/600MS	54566	3.8

STAPLE LENGTHS

RS62 = .37" (9.4 mm)
 RS125 = .45" (11.4 mm)
 RS187 = .52" (13.2 mm)

Stock Items (non-shaded) carried in factory inventory.

Made To Order Items (shaded) allow one week for production. In most cases, the next standard stock item can be adapted to meet your requirements.

Non-Listed Items are available. Request quote for price and delivery.

NOTE: Plate, Staples, and Hinge Pins are all Magnetic Stainless Steel.



Alligator[®] Ready Set[™] Staple Fasteners

HINGE PINS (EXTRA)




PACKAGES OF 10 PINS

	COIL LENGTH		ORDERING NUMBER	ITEM CODE	WT. LBS.	ORDERING NUMBER	ITEM CODE	WT. LBS.	BELT WIDTH		ORDERING NUMBER	ITEM CODE	WT. LBS.	ORDERING NUMBER	ITEM CODE	WT. LBS.	
	Foot	M	NC62 NYLON COVERED STEEL CABLE			NCS62 NYLON COVERED STAINLESS CABLE			in.	mm	SP62 STEEL SPRING WIRE PINS			SS62 300 SERIES STAINLESS SPRING WIRE PINS			
For 62	10'	3	NC62-X	54002	.1	NCS62-X	54005	.1	12"	300	SP62-12/300	54111	.2	SS62-12/300	54148	.2	
	100'	30	NC62-C	54003	1.0	NCS62-C	54006	1.0	16"	400	SP62-16/400	54112	.3	SS62-16/400	54149	.3	
	NC AND NCS PIN MATERIAL IS OFFERED IN 10 FOOT (3 METER) COILS ("X") OR 100 FOOT (30 METER) REELS ("C").																
For 125	10'	3	NC1-X	50661	.2	NCS1-X	50665	.2	16"	400	SP1-16/400	50173	.6	SS1-16/400	50413	.6	
	100'	30	NC1-C	50662	1.7	NCS1-C	50666	1.7	18"	450	SP1-18/450	50174	.7	SS1-18/450	50414	.7	
For 187	10'	3	NC187-X	50669	.2	NCS187-X	50673	.2	18"	450	SP2-18/450	50426	1.3	SS2-18/450	50439	1.3	
	100'	30	NC187-C	50670	4.8	NCS187-C	50674	4.8	20"	500	SP2-20	50427	1.4	SS2-20	50440	1.4	

COMPLETE TOOL KITS

Each kit includes an Installation Tool, Staple Setting Plate, Belt Skiver, Belt Nippers, and a 1 lb. Hammer. Packaged in a durable plastic tool box.

DESCRIPTION	ORDERING NUMBER	ITEM CODE	WT. LBS.
6" Installation Kit	RSTK4-6	54634	20.5
12" Installation Kit	RSTK4-12	54635	27.7
Extra Tool Box	50009	50009	5.4



INTRODUCTORY KIT

Each kit includes: 1 RSC187-4 Application Tool, four Joints, RS125-18 Staple Fasteners, and six feet Nylon-covered Hinge Pin (NC) material.

ORDERING NUMBER	ITEM CODE	WT. LBS.
RSAS-1	54633	7.5

Alligator® Ready Set™ Staple Fasteners



INSTALLATION TOOLS

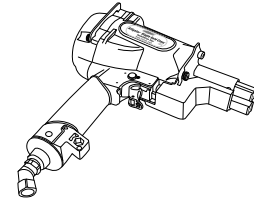
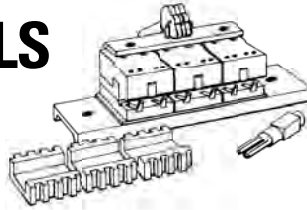
ALLIGATOR® RSC187

(For sizes no. 62, No. 125, and no. 187)

Includes Staple Driver

ORDERING NUMBER	ITEM CODE	WT. LBS.
RSC187	54626	1.3
RSC187-4	54627	4.0
RSC187-6	54628	5.6
RSC187-12	54629	12.8
RSC187-24	54631	20.0

NOTE: To upgrade your old C187 installation tool for use with Ready Set staple fasteners, exchange the green guide block(s) with the yellow (Ready Set) guide block(s) (ST5-5, Item Code 50016).



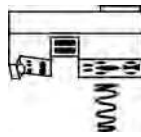
ALLIGATOR® GOLD CLASS PLUS INSTALLATION TOOL

DESCRIPTION	ORDERING NUMBER	ITEM CODE	WT. LBS.
24" Alligator Gold Class Plus Installation Tool	RS-GOLD-DA	55590	63.0
REPLACEMENT PARTS			
Guide Block	ST7-5	55554	8.4
Anvil Replacement Kit	ST8-ANV	55591	N/A
Cam Lever	ST8-CAM	55592	0.1

READY SET STAPLE GUIDE BLOCK

(Includes Cam Lever Spring)

ORDERING NUMBER	ITEM CODE	WT. LBS.
ST5-5	50016	.2



ALLIGATOR® QUAD STAPLE DRIVER

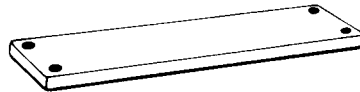
(DRIVES FOUR STAPLES AT ONE TIME)

ORDERING NUMBER	ITEM CODE	WT. LBS.
ST6-9	50201	.5



STAPLE SETTING PLATE

ORDERING NUMBER	ITEM CODE	WT. LBS.
ST-28	50249	5.0



12" x 3"

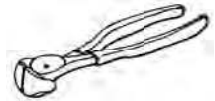
HINGE PIN RETAINING WASHERS-316SS

FOR FASTENER NUMBER	ORDERING NUMBER	ITEM CODE	OUTSIDE DIAMETER	INSIDE DIAMETER	WT. LBS.
62	62-RET-50	54030	1/4"	.10	.1
125	125-RET-50	50053	5/16"	.16	.1
187	187-RET-50	50075	3/8"	.22	.1



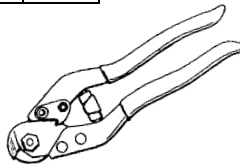
BELT NIPPERS

ORDERING NUMBER	ITEM CODE	WT. LBS.
BN-1	50003	.8



ALLIGATOR® HINGE PIN CUTTER


ORDERING NUMBER	ITEM CODE	WT. LBS.
APC-1	50004	.5



HINGE PIN BENDER

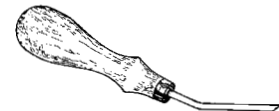
(For use with spring wire pins)

ORDERING NUMBER	ITEM CODE	WT. LBS.
PB1	50077	.4




ROUGH-TOP BELT SKIVER


DESCRIPTION/ ORDERING NUMBER	ITEM CODE	WT. LBS.
RTBS Rough Top Skiver	03239	.3



ALLIGATOR® BELT GRINDER

ORDERING NUMBER	ITEM CODE	WT. LBS.
RB-1	30867	.7





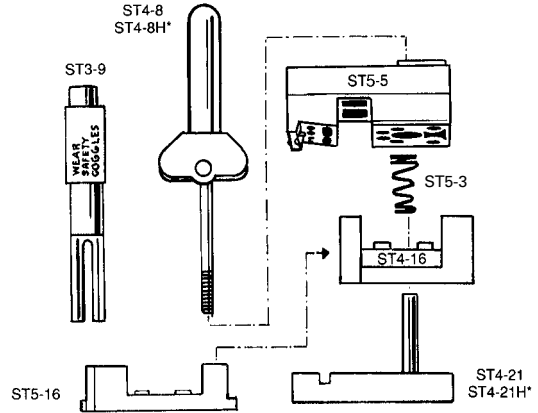
Alligator® Ready Set™ Staple Fasteners

MegAlloy®
Staple Fasteners

REPLACEMENT PARTS

FOR RSC187

DESCRIPTION	ORDERING NUMBER	ITEM CODE	WT. LBS.
Cam Lever Spring	ST5-3	50015	.1
Staple Driver	ST3-9	50200	.3
Mounting Bolt	ST3-13	50226	.1
Cam Locating Pin	ST3-14	50227	.1
Clamp Bar*	ST3-15-6	50231	.1
Anvil with Dowel Pins (Short)*	ST4-21	50238	.7
Anvil with Dowel Pins (Long)*	ST4-21H	50239	.7
ReadySet Staple Guide Block for RSC187 (yellow)	ST5-5	50016	.2
Cam Lever Assembly (Short)	ST4-8	50243	.1
Cam Lever Assembly (Long)*	ST4-8H	50244	.1
Comb 125/187 (Green)	ST4-16	50248	.3
Comb 62/125 (Yellow)	ST5-16	54010	.3



*NOTE: ST3-15-6 Clamp Bar, ST4-21H Anvil with Dowel Pins (Long) and ST4-8H Cam Lever Assembly (Long) are for multiple stage C187 tools that are six (6) inches or longer. For single stage C187 tools, order ST4-21 Anvil with Dowel Pins (Short) and the ST4-8 Cam Lever Assembly (Short).



MEGALLOY® STAPLE FASTENERS

MEGALLOY® FASTENERS

(Includes 16-6" fastener strips with staples.
Hinge pins not included)

ORDERING NUMBER	ITEM CODE	WEIGHT LBS.
125MA	50270	1.9
187MA	50272	2.6

INSTALLATION TOOLS STAPLE DISPENSER

ORDERING NUMBER	ITEM CODE	WT. LBS.	FOR SIZE
C150	50025	1.3	125 & 187

EXTRA STAPLES FOR MEGALLOY® FASTENERS

FOR FASTENER NUMBER	ORDERING NUMBER	ITEM CODE	BOX QTY.	WEIGHT LBS.
125	S125	50144	990	.9
187	S187	50146	990	1.0


REPLACEMENT PARTS FOR ALLIGATOR® C187 INSTALLATION TOOL

DESCRIPTION	ORDERING NUMBER	ITEM CODE	WT. LBS.
Cam Lever Spring	ST3-3	50188	.1
Staple Guide Block -Green*	ST4-5	50240	.2

* For MegAlloy® only.

NOTE: When ordering MegAlloy® Fasteners or bulk ordering lacing with special staple lengths, you must use a green guide block (ST4-5, #50240) with your installation tool. When using loose staples you can order a staple dispenser to speed your installation of this product.

- Stock Items** (non-shaded) carried in factory inventory.
- Made To Order Items** (shaded) allow one week for production. In most cases, the next standard stock item can be adapted to meet your requirements.
- Non-Listed Items** are available. Request quote for price and delivery.



How Alligator® Rivet Fasteners Work

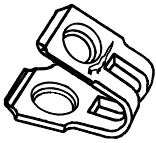
The Alligator® Rivet Fastener system uses the self-setting rivet technology that Flexco developed for the underground mining market. The patented rivets work between the carcass fibers, without severing them, leaving the entire belt carcass intact. The fasteners and rivets of this system are constructed from durable, abrasion-resistant stainless steel for long life.

Because the rivets are self-setting, fasteners are installed quickly from the top side of the belt. Rivets are driven through the fastener plates and the belt, passing between the carcass fibers. The specially-shaped head of each pilot nail works in conjunction with the application tool's anvil plate to set the rivets.

Applications	Installation Method	What You Need for Installation
Hay Baling	Fasteners are installed in one simple procedure with self-setting rivets, using a portable fixture and hammer.	<ul style="list-style-type: none"> • Fasteners • Rivets • Hinge Pin • Installation Tool • 1 lb. Hammer
How to Specify the Correct Alligator® Rivet Fastener	Fastener Metal Selection	Hinge Pin Selection
Fits most round hay balers. Contact Customer Service for more information.	Stainless Steel. Type 300 Series Stainless Steel.	Steel Corrugated - the standard metal pin. Corrugations retain pin within the splice. Stainless Steel Spring Wire - resists wear and corrosion.

Alligator® Rivet Fastener Selection Chart

Operating Tension Range		Belt Thickness Range		Pulley Diameter		Approx. Hinge Pin Diameter	
P.I.W.	kN/m	in.	mm	in.	mm	in.	mm
300	52	13/64-15/64	5.1-6.0	3-1/2	88	.140	3.6



Alligator[®] Rivet Fasteners

FASTENERS

(300 SERIES STAINLESS PLATES)

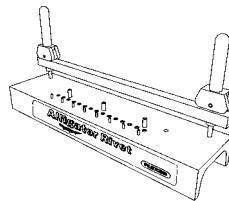
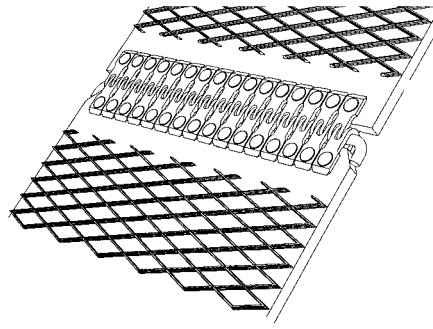
Sold only in case quantities. 10 Packs/case, 10 pack minimum

BELT WIDTH		ORDERING NUMBER	ITEM CODE	UNIT OF MEASURE
in.	mm	WITH STEEL CORRUGATED HEAT-TREATED HINGE PINS		
4	100	ARJ4/100	15000	Package
6	150	ARJ6/150	14983	Package
7	175	ARJ7/175	15001	Package
10	250	ARJ10/250	15002	Package
14	350	ARJ14/350	15003	Package
WITH 300 SERIES STAINLESS SPRING WIRE HINGE PINS				
6	150	ARJ6/150SSI	14995	Package

NOTE: Each package includes fasteners, rivets and hinge pins for 2 complete splices.

HAND APPLICATOR TOOL

DESCRIPTION	ORDERING NUMBER	ITEM CODE	WT. LBS.
7" (175 mm) Installation Tool	ART-7	15004	6.9
14" (350 mm) Installation Tool	ART-14	15005	10.1



COMPLETE TOOL KITS - HAND APPLICATOR TOOL

Each kit includes an Installation Tool, Belt Hand Skiver, 1 lb. Hammer, Pin Bender and 2 packages of Alligator Rivet Fasteners. Packaged in a durable plastic tool box.

DESCRIPTION	ORDERING NUMBER	ITEM CODE	WT. LBS.
7" (175 mm) Installation Kit	ARTK-7	15006	14.5
14" (350 mm) Installation Kit	ARTK-14	15015	18.5

REPLACEMENT HINGE PINS

BELT WIDTH		ORDERING NUMBER	ITEM CODE	QTY. PKG.	NUMBER	ITEM CODE	QTY. PKG.
in.	mm	ARSH STEEL CORRUGATED HEAT-TREATED HINGE PIN			ARSS1 300 SERIES STAINLESS SPRING WIRE PIN		
4"	100	ARSH4/100	14990	9	ARSS1-4/100	15007	9
6"	150	ARSH6/150	14991	8	ARSS1-6/150	15017	8
7"	175	ARSH7/175	14992	8	ARSS1-7/175	15008	8
10"	250	ARSH10/250	14993	4	ARSS1-10/250	15009	4
14"	350	ARSH14/350	14994	4	ARSS1-14/350	15010	4

NOTE: For nylon covered hinge pins, NC1 or NCS1, see page 32.


EXTRA RIVETS (TYPE 430)

DESCRIPTION	ORDERING NUMBER	ITEM CODE
15/PKG.	AR3-15	15011



ALLIGATOR[®] BELT GRINDER

ORDERING NUMBER	ITEM CODE	WT. LBS.
RB-1	30867	.7



Stock Items (non-shaded) carried in factory inventory.

Made To Order Items (shaded) allow one week for production. In most cases, the next standard stock item can be adapted to meet your requirements.

Non-Listed Items are available. Request quote for price and delivery.

MULTIPLE RIVET INSTALLATION TOOL

Includes tool with guide block, pneumatic punch and hand punch

DESCRIPTION	ORDERING NUMBER	ITEM CODE	WT. LBS.
7" (175 mm) Installation Kit	MART-7	15025	9.1
14" (350 mm) Installation Kit	MART-14	15026	12.4
REPLACEMENT PARTS			
Pneumatic Punch	AR1P	15027	.2

NOTE: When using the pneumatic punch, air pressure not to exceed 85 psi.

COMPLETE TOOL KITS - MULTIPLE RIVET INSTALLATION TOOL

Each kit includes a multiple rivet installation tool, guide block with screws, two pneumatic punches, hand punch and air hammer. Packaged in a durable plastic tool box.

DESCRIPTION	ORDERING NUMBER	ITEM CODE	WT. LBS.
7" (175 mm) Installation Kit	MARTK-7	15032	16.5
14" (350 mm) Installation Kit	MARTK-14	15033	19.7

NOTE: When using the pneumatic punch, air pressure not to exceed 85 psi.



REPLACEMENT PARTS

DESCRIPTION	ORDERING NUMBER	ITEM CODE	WT. LBS.
Punch	AR1P	15027	.20
Guide Block 7"	MARGB-7	15028	1.0
Guide Block 14"	MARGB-14	15029	1.6
Cam Lever Assembly	ART7-7	15012	.1
Cam Lever Spring	ST5-3	50015	.1
Clamp Bar 7"	ART7-5	15013	.8
Clamp Bar 14"	ART14-5	15014	1.3
Guide Block Post	MART-GBPW/S	15031	.1
Guide Block Knob	MART-GBK	15030	.3
Felt Washers (2 per Package)	MART-GBFW	15035	.1



How Alligator® Non-Metallic Fasteners Work

Alligator® Non-Metallic Fasteners are made up of two distinct product lines, the Alligator® Plastic Rivet System and the Alligator® Spiral Lace Fastener System.

The **Alligator® Plastic Rivet Fasteners** were developed to bring the many advantages of mechanical belt fasteners to those applications where metal belt fasteners could not be used. They are external, cover-mounted fasteners employing a one-piece, integrated design with rivets molded into the top plates of the fasteners.

These rivets pass through pre-punched holes and are formed over through our Spin-Set™ technology, compressing the fastener plates and finishing the splice.

The **Alligator® Spiral Lace Fastener** system was designed for small pulley, low-profile applications. The fastener is constructed of polyester webbing, spirals, and hinge pins. It is installed by either insertion between the plies, ply stepping, or finger splicing.

Applications	Installation Method		What You Need for Installation	
<ul style="list-style-type: none"> • Baggage Handling • Food Processing • X-Ray Equipment • Pharmaceutical 	Alligator® Plastic Rivet	Alligator® Spiral Lace	Alligator® Plastic Rivet	Alligator® Spiral Lace
	Pass through pre-punched holes and are Spin-Set™, compressing the fastener plates and finishing the splice.	<ul style="list-style-type: none"> • Ply Insertion • Ply Stepping • Finger Splice 	<ul style="list-style-type: none"> • Fasteners • Hinge Pin • Belt Punch • Templet • Curling Bit • Comb Assembly • MDT-1 • Installation Tool 	<ul style="list-style-type: none"> • Spiral Lace • Hinge Pin • Adhesive Enhancer • Film • Splicing Press
How to Specify the Correct Alligator® Non-Metallic Fastener	Fastener Selection		Hinge Pin Selection	
<ol style="list-style-type: none"> 1. Determine Belt Tension (PIW). 2. Measure your Belt Thickness. 3. Measure the Diameter of the Smallest Pulley in your Drive with Belt Wrap more than 90°. 4. Choose the fastener size that is appropriate for your specifications in the selection chart below. 	Alligator® Plastic Rivet	Alligator® Spiral Lace	Alligator® Plastic Rivet	Alligator® Spiral Lace
	Nylon.	Polyester.	Nylon.	Polyester.

Alligator® Plastic Rivet Fastener Selection Chart

Fastener Size	For Belts With Mechanical Fastener Ratings Up To:		Belt Thickness Range		Recommended Min. Pulley Diameter		Approx. Hinge Pin Diameter	
	P.I.W.	kN/m	in.	mm	in.	mm	in.	mm
APF-100	40	7	Up thru 3/32	Up thru 2.4	1-1/2	38	.096	2.5
APF-150	65	11	1/16-1/8	1.6-3.2	3	75	.136	3.5

Alligator® Spiral Lace Fastener Selection Chart

Fastener Size	Approx. Belt Thickness Range		Min. Pulley/Nose Bar		Approx. Operating Tension		Max. Operating Temperature		Approx. Pin Dia.	
	in.	mm	in.	mm	P.I.W.	kN/m	Degrees F	Degrees C	in.	mm
ASL60	1/32-1/8	.8-3.2	1/2	12.7	50	8.7	300	150	.035	.9
ASL90	1/8-3/16	3.2-4.6	5/8	15.3	50	8.7	300	150	.047	1.2
ASL50	1/32-1/8	.8-3.2	n/a	10	50	8.7	300	150	.040	1.0

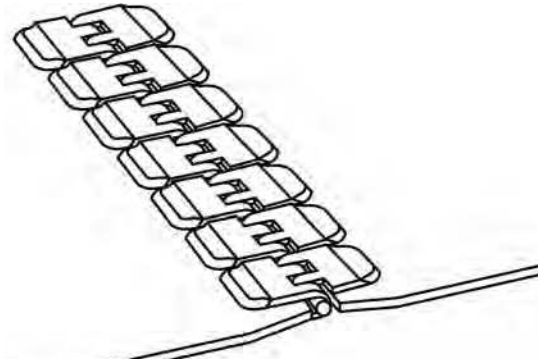


Alligator® Non-Metallic Fasteners

PLASTIC RIVET

FASTENERS Includes Fasteners & Hinge Pin to make one splice

	BELT WIDTH		DESCRIPTION	ORDERING NUMBER	ITEM CODE	WT. LBS.
	in.	mm				
100	24	600	White	APF100W-50	80013	0.44
	48	1200	White	APF100W-100	80014	0.63
	24	600	Black	APF100B-50	80017	0.44
	48	1200	Black	APF100B-100	80018	0.63
	24	600	Blue	APF100BLUE-50	80023	0.44
	48	1200	Blue	APF100BLUE-100	80024	0.63
150	24	600	White	APF150W-50	80011	0.56
	48	1200	White	APF150W-100	80012	1.00
	24	600	Black	APF150B-50	80015	0.56
	48	1200	Black	APF150B-100	80016	1.00
	24	600	Blue	APF150BLUE-50	80026	0.56
	48	1200	Blue	APF150BLUE-100	80027	1.00



BULK FASTENERS

Recloseable plastic pail contains 500 fasteners - no Hinge Pins.

DESCRIPTION	ORDERING NUMBER	ITEM CODE	WT. LBS.
White	APF100W-500	80019	1.35
Black	APF100B-500	80021	1.35
Blue	APF100BLUE-500	80025	1.35
White	APF150W-500	80020	2.14
Black	APF150B-500	80022	2.14
Blue	APF150BLUE-500	80028	2.14



BULK FASTENERS

HINGE PINS

FASTENER SIZE	LENGTH		ORDERING NUMBER	ITEM CODE	WT. LBS.
	Foot	Meter			
APF100	10	3	NL250-X	80203	0.22
APF100	100	30	NL250-C	80204	2.20
APF150	10	3	NL350-X	80201	0.08
APF150	100	30	NL350-C	80202	0.80

INSTALLATION TOOLS

MOTOR DRIVEN INSTALLATION TOOL

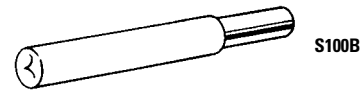
(Required for Installation)

Does not include Comb Assembly or Temple. Purchase separately.

VOLTAGE	ORDERING NUMBER	ITEM CODE	WT. LBS.
110V	MDT-1	80110	31.0
220V-50 Cycle	MDT220-1	80111	35.0



MDT-1



S100B

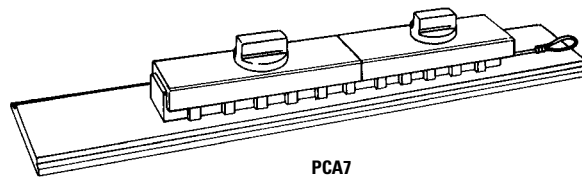
CURLING BIT (Required for Installation)

FASTENER SIZE	ORDERING NUMBER	ITEM CODE	WT. LBS.
APF100	S100B	80075	0.06
APF150	S150B	80076	0.06

COMB ASSEMBLY (Required for Installation)

Includes Gauge Pin


LENGTH		ORDERING NUMBER	ITEM CODE	WT. LBS.
in.	mm			
12	300	PCA7-300	80099	5.0
24	600	PCA7-600	80100	9.0
Clamp Knob Assembly			80150	0.1



PCA7

- Stock Items** (non-shaded) carried in factory inventory.
- Made To Order Items** (shaded) allow one week for production. In most cases, the next standard stock item can be adapted to meet your requirements.
- Non-Listed Items** are available. Request quote for price and delivery.

Alligator® Non-Metallic Fasteners

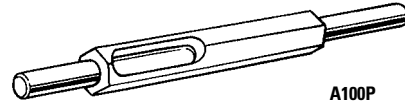


TEMPLATES

LENGTH		ORDERING NUMBER	ITEM CODE	WT. LBS.
in	mm			
FOR APF100 FASTENERS				
12	300	100T-300	80042	0.70
24	600	100T-600	80043	1.38
36	900	100T-900	80044	1.81
48	1200	100T-1200	80045	2.50
FOR APF150 FASTENERS				
12	300	150T-300	80038	0.69
24	600	150T-600	80039	1.25
36	900	150T-900	80040	1.81
48	1200	150T-1200	80041	2.38

BELT PUNCH

FASTENER SIZE	HOLE DIAMETER	ORDERING NUMBER	ITEM CODE	WT. LBS.
APF100	.130	A100P	80078	0.06
APF150	.156	A150P	80079	0.06



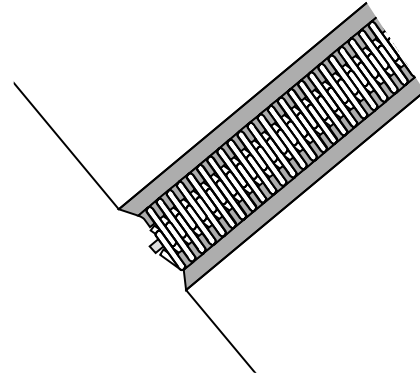
A100P

PLASTIC RIVET LUBE

ORDERING NUMBER	ITEM CODE	WT. LBS.	PKG. QTY.
PRL4	80090	0.38	1

ALLIGATOR® SPIRAL LACE FASTENERS (Hinge Pin included)

LENGTH		ORDERING NUMBER	ITEM CODE	WT. LBS.	ORDERING NUMBER	ITEM CODE	WT. LBS.
Foot	Meter						
WHITE - SINGLE WEB					BLACK - SINGLE WEB		
10	3	ASL50/3	19460	0.6	ASLB50/3	04261	N/A
33	10				ASLB50/10	04262	N/A
100	30	ASL50/30	04281	N/A			
10	3	ASL60/3	19461	0.7	ASLB60/3	19486	0.7
33	10	ASL60/10	19462	2.2			
100	30	ASL60/30	19463	6.4	ASLB60/30	05463	6.4
10	3	ASL90/3	19466	0.9	ASLB90/3	19485	0.9
33	10	ASL90/10	19467	2.4			
100	30	ASL90/30	19468	6.8	ASLB90/30	19491	6.8
10	3	ASL160/3	19483	1.1			
10	3	ASL190/3	19484	1.1			
WHITE - DOUBLE WEB					BLACK - DOUBLE WEB		
10	3	ASL60D/3	19476	1.0			
33	10	ASL60D/10	19477	2.5			
100	30	ASL60D/30	19478	6.8			
10	3	ASL90D/3	19479	1.2	ASLB90D/3	19489	1.2
33	10	ASL90D/10	19480	2.8	ASLB90D/10	19490	2.8
100	30	ASL90D/30	19481	7.5	ASLB90D/30	19494	7.5



REPLACEMENT HINGE PINS

Bulk Hinge Pin material - 100' / coil

ORDERING NUMBER	ITEM CODE	WT. LBS.
ASLHP60-C	19473	0.5
ASLHP90-C	19474	0.6
ASLHP80-C	19475	0.6

LEADER PINS


Note: Custom lengths available.

DESCRIPTION	ORDERING NUMBER	ITEM CODE
(15-foot pin with 3-foot leader)	POLY035X15FT-W/3FT	05200
(15-foot pin with 3-foot leader)	POLY047X15FT-W/3FT	05201

Stock Items (non-shaded) carried in factory inventory.

Made To Order Items (shaded) allow one week for production. In most cases, the next standard stock item can be adapted to meet your requirements.

Non-Listed Items are available. Request quote for price and delivery.



How Alligator® V-Belt Fasteners Work


The Alligator® V-Belt Fastening System is designed to grip the ends of a v-belt without interfering with the sheaves (pulleys) that the belt passes around.

Staples or nails are driven through the fastener and belt and folded over. They are

then hammered tight against the bottom plate of the fastener clinching the belt between the fastener plates. There is nothing that protrudes beyond the sides of the belt that would interfere with the sheaves.

Applications	Installation Method	What You Need for Installation
<ul style="list-style-type: none"> • Power Transmission • Agricultural Harvesting • Manufacturing 	<p>These fasteners are inserted into a holder/tool along with the belt end. The staples/nails are driven through the splice and when complete, the entire assembly is removed from the holder. Insert the hinge and the belt is ready to be run.</p>	<ul style="list-style-type: none"> • Fasteners • Hinge Pin • Staples/Nails • Holder/Tool • Rocker Pin Tools • 1 lb. Hammer
How to Specify the Correct Alligator® V-Belt Fastener	Fastener Metal Selection	Hinge Pin Selection
<p>The fastener size is determined by the belt size that you use. Simply choose the fastener that corresponds to your belt, A312, B437, or C531.</p>	<p>Steel. Standard fastener material.</p>	<p>Rocker Pins are included with the fasteners.</p>

Alligator® V-Belt Fasteners and V-Belt



FASTENERS

ORDERING NUMBER	ITEM CODE	SETS PER BOX	WT. LBS.
A312*	70020	10	.3
B437	70023	10	.5
BB4	70028	10	.4
C531	70030	10	1.2
D750	70034	10	2.1

*A312 Fasteners are installed with staples, all others installed with nails.

V-BELT CONVENTIONAL


LENGTH		ORDERING NUMBER	ITEM CODE	WT. LBS.
Foot	Meter			
20'	6	AV20	70170	1.8
100'	30	AV100	70171	9.0
250'	76	AV250	70172	22.5
20'	6	BV20	70174	2.6
100'	30	BV100	70175	13.0
250'	76	BV250	70176	32.5
100'	30	CV100	70178	22.0
250'	76	CV250	70179	55.0
DOUBLE V – SOLD BY THE FOOT, 25" INCREMENTS				
25' Min.		BB	70015	.2


INSTALLATION TOOLS & PARTS

DESCRIPTION	ORDERING NUMBER	ITEM CODE	WT. LBS.
Piercing Tool	B43760	70045	1.4
	C62560	70046	2.5
	D75060	70047	3.5
V-Belt Cutter	C62520	70050	2.0
Cutter Blade Only	C62523	70051	.3
Tightener	B43750	70056	.9
	C53150	70057	2.1
	D75050	70058	4.5
Rocker Pin Tool	B43740	70060	.1
	C62540	70061	.1
Holder	A31255	70064	.1
	B43755	70065	.2
	BB455	70066	.2
	C53155	70067	.3

SPARE PARTS

FOR FASTENER NUMBER	DESCRIPTION	ORDERING NUMBER	ITEM CODE	WT. LBS.
A312	Staples-Pkg. of 25	A31274	70110	.1
	Nails –			
B437	Steel-Pkg. of 100	B43774	70111	.2
BB4	Monel-Pkg. of 25	B43774M	70112	.1
C531	Steel-Pkg. of 100	C53174	70113	.3
D750	Steel-Pkg. of 100	D75074	70114	.4

 **Stock Items** (non-shaded) carried in factory inventory.

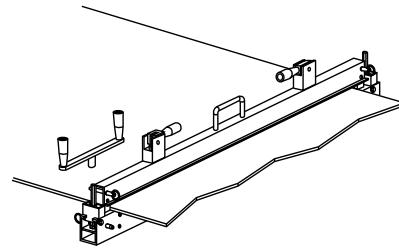
 **Made To Order Items** (shaded) allow one week for production. In most cases, the next standard stock item can be adapted to meet your requirements.

Non-Listed Items are available. Request quote for price and delivery.

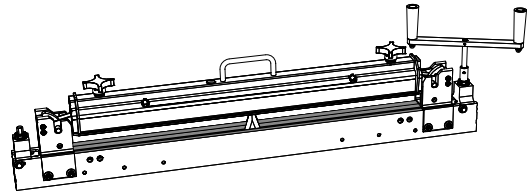
Light-Duty Belt Maintenance Tools

CLIPPER® 845LD SERIES ALUMINUM BELT CUTTER

DESCRIPTION	BELT WIDTH		ORDERING NUMBER	ITEM CODE	WT. LBS.
	in.	mm			
Cutter Complete for belts up to 1/2" (12mm) thick	36"	900	845836LD	32275	29.0
	48"	1200	845848LD	32276	35.0
	60"	1500	845860LD	32277	40.0
	72"	1800	845872LD	32278	46.0
Wrench Assembly (handle)			820/840WA	32272	2.0
Cutter Blade Kit			845-CBK	32279	0.5
Optional Squaring Device			840SD	32274	2.0
36" Chain Replacement Kit			840-36CL	03772	1.92
48" Chain Replacement Kit			840-48CL	03773	2.40
60" Chain Replacement Kit			840-60CL	03774	3.00
72" Chain Replacement Kit			840-72CL	03775	3.75



845LD Belt Cutter

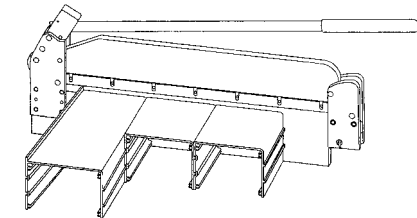


900 Series* Belt Cutter

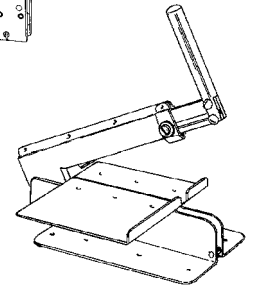
900 SERIES* BELT CUTTER

DESCRIPTION	BELT WIDTH		ORDERING NUMBER	ITEM CODE	WT. LBS.
	in.	mm			
Cutter Complete for belts up to 1.5" (38 mm)	24"	600	900924	04200	39.4
	36"	900	900936	04143	39.4
	48"	1200	900948	04144	48.0
	60"	1500	900960	04145	54.0
	72"	1800	900972	04146	60.3
* Patent Pending	84"	2130	900984	04147	86.0
Replacement Blade Kit			900CBK	04149	0.15

*Patent pending



14" Belt Cutter

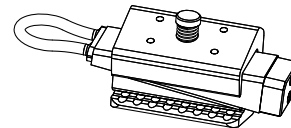


#25 Belt Cutter

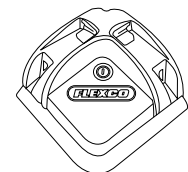
14" BELT CUTTER

(For Belts up to 3/8" thick.)

DESCRIPTION	BELT WIDTH		ORDERING NUMBER	ITEM CODE	WT. LBS.
	in.	mm			
Cutter Complete	14"	350	Cutter-14	03230	29.0
14" Replacement Blade			Blade-14	03450	0.6
14" Replacement Nylon Block			Block-14	03451	0.2
10" Replacement Blade			Blade-10	03009	0.5
10" Replacement Nylon Block			Block-10	03010	0.2
6" Replacement Blade			Blade-6	03006	0.5
6" Replacement Nylon Block			Block-6	03008	0.2



Smart Clamp™
Light-Duty Belt Clamps



Laser Belt Square

#25 BELT CUTTER

(For Belts and Tapes up to 1/8" thick.)

DESCRIPTION	BELT WIDTH		ORDERING NUMBER	ITEM CODE	WT. LBS.
	in.	mm			
#25 Belt Cutter	6"	125	Cutter-25-26	04101	4.0
#25 Replacement Blades (5/Pkg.)			Blade-25	03012	0.1
#25 Rotary Blade (6" Model)			Blade-25-6	04102	0.1

SMART CLAMP™ LIGHT-DUTY BELT CLAMPS

DESCRIPTION	ORDERING NUMBER	ITEM CODE	WT. LBS.
Complete SmartClamp™ Set*	SMARTCLAMP	04073	45.0

*Patent pending

LASER BELT SQUARE

DESCRIPTION	ITEM CODE
Laser Belt Square	04305
REPLACEMENT PARTS	
Target (each)	04306

Stock Items (non-shaded) carried in factory inventory.

Made To Order Items (shaded) have added lead time.

Non-Listed Items are available.

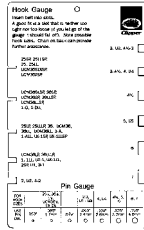
Request quote for price and delivery.

Light-Duty Belt Maintenance Tools

PLASTIC HOOK GAUGE

(For proper hook and pin size selection)

DESCRIPTION/ ORDERING NO.	ITEM CODE	WT. LBS.
Clipper-HookGauge	03129	0.1



CARDING PAPER REMOVER

DESCRIPTION/ ORDERING NO.	ITEM CODE	WT. LBS.
Carding Paper Remover	03128	0.1



ROUGH-TOP BELT SKIVER

DESCRIPTION/ ORDERING NO.	ITEM CODE	WT. LBS.
RTBS Rough Top Skiver	03239	0.3



UNIBAR® WIRE CUTTERS

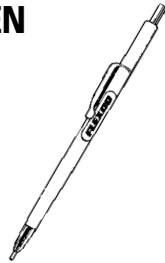
DESCRIPTION/ ORDERING NO.	ITEM CODE	WT. LBS.
Cutter-Unibar Wire	03445	0.5



SILVER INK BELT MARKING PEN

Sold Individually

DESCRIPTION/ ORDERING NO.	ITEM CODE	WT. LBS.
M-4	01350	0.1



LACING ACCESSORY KIT

(Includes Hook Gauge, Carding Paper Remover, Scissors and Rough-Top Belt Skiver)

DESCRIPTION/ ORDERING NO.	ITEM CODE	WT. LBS.
Lacing Accessory Kit	03132	1.0

SCISSORS

DESCRIPTION/ ORDERING NO.	ITEM CODE	WT. LBS.
Clipper Scissors	03244	0.3




Binder

TAPE BINDERS

DESCRIPTION	PINT (0.47 LITER)		QUART (0.95 LITER)		GALLON (3.79 LITER)	
	ORDERING NUMBER	ITEM CODE	ORDERING NUMBER	ITEM CODE	ORDERING NUMBER	ITEM CODE
Non-Flammable Binder	Binder-PT	03670	Binder-QT	03671	Binder-GAL	03672
Quick Dry Binder			QDBinder-Quart	03704		

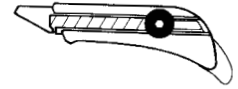
ALLIGATOR® BELT GRINDER

ORDERING NUMBER	ITEM CODE	WT. LBS.
RB-1	30867	.7



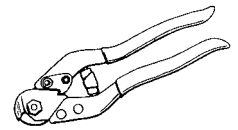
CARD CUTTER

ORDERING NUMBER	ITEM CODE	WT. LBS.
GC-1	18100	.3
EXTRA BLADES (50/Package)		
GCB-50	18101	.8



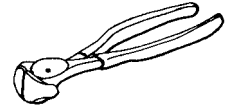
ALLIGATOR® HINGE PIN CUTTER

ORDERING NUMBER	ITEM CODE	WT. LBS.
APC-1	50004	.5



BELT NIPPERS


ORDERING NUMBER	ITEM CODE	WT. LBS.
BN-1	50003	.8



SMART LOCK™

(Kit includes 20 Smart Locks and 5' of .109" Duralink™ cable. Compatible Hook sizes 2-7)

DESCRIPTION	ORDERING NUMBER	ITEM CODE	WT. LBS.
Smart-Lock-Kit	Smart Lock	03442	0.2
Individual Smart Locks	Smart Lock	03441	



Smart Locks



Novitool® General Information

The Novitool® line of belt fabrication equipment is designed to enhance productivity in the workshop and on-site. Intended for use with light and medium weight thermoplastic conveyor belting, each splicing press, ply-separator, and punch employs market-driven innovations.

The quality build and contemporary design of Novitool® products are recognized worldwide. Experienced belt fabricators will appreciate the simplicity of operation and premium finished results, which are standards of all Novitool® products.

Product	Features	Benefits
Aero™ Press	<ul style="list-style-type: none"> • Integrated Temperature Controls • Integrated Compressor • Integrated Air Cooling • Integrated Variable Power Supply • Flight Case Included 	<ul style="list-style-type: none"> • 7-12 Minute Splicing Times • All-in-One Simplicity • No External Controller • No External Water Tanks • Lightweight and Portable
Ply 130™ Ply Separator	<ul style="list-style-type: none"> • One Adjustment for Splitting Position • One Adjustment for Splitting Depth • Easy to Read Position Rulers • Shielded Rollers and Cutting Blade • Robust Rigid Construction 	<ul style="list-style-type: none"> • Easy to Determine Splitting Position • Excellent Splitting Repeatability • Split Films Down to .014" (35 mm) • Ideal for Thin, Lightweight Urethanes • Safe Operation with Shielded Components
Pun M™ Manual Punch	<ul style="list-style-type: none"> • No External Power Required • Single Movement Belt Clamping • 11,000 lb (50 kN) Punching Force • Open Ended Rigid Construction • Adjustable Stroke for Punching Depth 	<ul style="list-style-type: none"> • Portable for On-site or Workshop Use • Easy One Hand Belt Clamping • Finger and Finger-Over-Finger Punching • No Belt Width Limitations • Simple, Single Lever Punching Action

Novitool® Belt Fabrication Tools

AERO™ SPLICING PRESS (WITHOUT CORDS*)

BELT WIDTH		ORDERING NUMBER	ITEM CODE
in.	mm		
12	300	AERO-300	08000
24	600	AERO-600	08001
36	900	AERO-900	08002
48	1200	AERO-1200	08003
60	1500	AERO-1500	08004

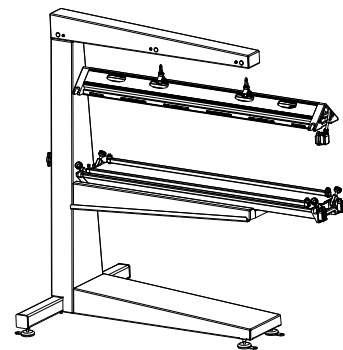
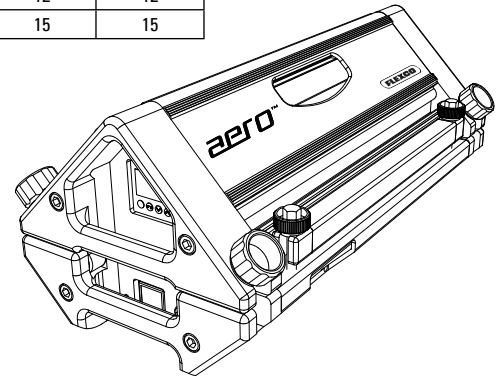
*Cords sold separately

AERO™ AMPERAGE REQUIREMENTS

	230 volt; single phase	230 volt; 3 phase	460 volt; 3 phase
Aero-300	8	4	4
Aero-600	13	6.5	6.5
Aero-900	16	8	8
Aero-1200	24	12	12
Aero-1500	30	15	15

AERO PRESS POWER CORDS

DESCRIPTION	ORDERING NUMBER	ITEM CODE	PLUG END DRAWING	COMPATIBLE WITH
230 VOLT; SINGLE PHASE; 60 HZ				
Cord Only - US	AERO-CABLE-230V1PHU	08006	N/A	Aero 300-1500
Cord with L6-15 plug	AERO-CABLE-230V1PH-L6-15	08033	L6-15P 	Aero 300 and 600
Cord with 6-15 plug	AERO-CABLE-230V1PH-6-15	08032	6-15P 	Aero 300 and 600
Cord with L6-20 plug	AERO-CABLE-230V1PH-L6-20	08035	L6-20P 	Aero 300, 600, or 900
Cord with 6-20 plug	AERO-CABLE-230V1PH-6-20	08034	6-20P 	Aero 300, 600, or 900
Cord with L6-30 plug	AERO-CABLE-230V1PH-L6-30	08037	L6-30P 	Aero 300-1500
Cord with 6-30 plug	AERO-CABLE-230V1PH-6-30	08036	6-30P 	Aero 300-1500
230 VOLT; THREE PHASE; 60 HZ				
Cord Only	AERO-CABLE-230V3PH	08005	N/A	Aero 300-1500
Cord with L15-20 plug	AERO-CABLE-230V3PH-L15-20	08038	L15-20P 	Aero 300-1500
Cord with L15-30 plug	AERO-CABLE-230V3PH-L15-30	08039	L15-30P 	Aero 300-1500
460 VOLT; THREE PHASE; 60 HZ				
Cord Only	AERO-CABLE-460V3PH	08008	N/A	Aero 300-1500
Cord with L16-20 plug	AERO-CABLE-460V3PH-L16-20	08040	L16-20P 	Aero 300-1500
Cord with L16-30 plug	AERO-CABLE-460V3PH-L16-30	08041	L16-30P 	Aero 300-1500



AERO™ PRESS STAND

(For sizes 36", 48", 60"/ 900, 1200, 1500 mm)

ORDERING NUMBER	ITEM CODE	WT. LBS.
AERO-O-STAND Aero900-1500-Gen 2	08080	270

SILICONE PRESS PADS AND CLOTHS

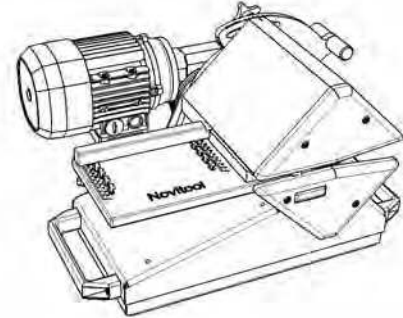
THICKNESS		MATERIAL	LENGTH		COMPATIBLE WITH	ORDERING NUMBER	ITEM CODE
in.	mm		in.	mm			
.020	0.5	Silicone Cloth	12	300	Aero-300	AERO-S10.5-300	08103
.020	0.5	Silicone Cloth	24	600	Aero-600	AERO-S10.5-600	08104
.020	0.5	Silicone Cloth	36	900	Aero-900	AERO-S10.5-900	08105
.020	0.5	Silicone Cloth	48	1200	Aero-1200	AERO-S10.5-1200	08106
.020	0.5	Silicone Cloth	60	1500	Aero-1500	AERO-S10.5-1500	08107
.020	0.5	Silicone Cloth		10M		AERO-S10.5-10M	08108

THICKNESS		MATERIAL	LENGTH		COMPATIBLE WITH	ORDERING NUMBER	ITEM CODE
in.	mm		in.	mm			
.12	3.0	Silicone Pad	12	300	Aero-300	AERO-S13-300	08109
.12	3.0	Silicone Pad	24	600	Aero-600	AERO-S13-600	08110
.12	3.0	Silicone Pad	36	900	Aero-900	AERO-S13-900	08111
.12	3.0	Silicone Pad	48	1200	Aero-1200	AERO-S13-1200	08112
.12	3.0	Silicone Pad	60	1500	Aero-1500	AERO-S13-1500	08113


Novitool® Belt Fabrication Tools

PLY 130™ PLY SEPARATOR

ORDERING NUMBER	ITEM CODE	NEMA PLUG
WORK BENCH MODEL		
PLY130WB-460V3PH60HZ	08013	no plug
PLY130WB-460V3PH60HZ-L16-20	08053	L16-20
PLY130WB-460V3PH60HZ-L16-30	08054	L16-30
PLY130WB-230V3PH60HZ	08046	no plug
PLY130WB-230V3PH60HZ-L15-20	08055	L15-20
PLY130WB-230V3PH60HZ-L15-30	08056	L15-30
PLY 130™ CART		
PLY130-CART (only)	08100	N/A
REPLACEMENT PARTS		
PLY-BL Blade & Jig	08014	N/A
PLY-JG Jig Only	08015	N/A



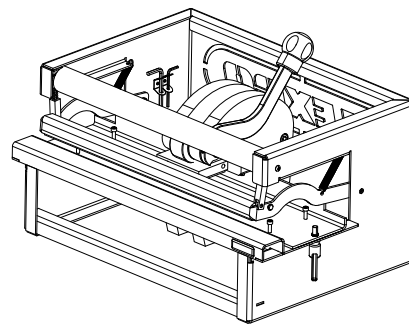
Ply 130™ Work Bench Model



Ply 130™ Cart


PUN M™ MANUAL PUNCH

ORDERING NUMBER	ITEM CODE
PUN M*	
PUN-M-300	08016
PUN-M-600	08017
PUN-M-900	08018
PUN M 300 PUNCHBOARDS	
PUN-B-50X20-300	08019
PUN-B-70X15-300	08022
PUN-B-80X20-300	08025
PUN M 600 PUNCHBOARDS	
PUN-B-50X20-600	08020
PUN-B-70X15-600	08023
PUN-B-80X20-600	08026
PUN M 900 PUNCHBOARDS	
PUN-B-50X20-900	08021
PUN-B-70X15-900	08024
PUN-B-80X20-900	08027
REPLACEMENT PARTS	
PUN-M-NYLONPAD-KIT	08279



Pun M™ Manual Punch

*Punchboards not included with Pun M; purchase separately.



How Flexco® Bolt Hinged Fasteners Work

Flexco® Bolt Hinged fasteners provide a flexible joint for belts operating over small pulleys. Because the joint is easily separated by simply removing the hinge pin, entire belt sections may be added or eliminated.

Designed as a compression fastener, the Flexco® Bolt Hinged model is fastened to the belt ends with high strength bolts. The

bolts compress the plates into the belt cover. Additional holding capability is provided by the fastener teeth that imbed in the belt without damage to the belt carcass.

This combination distributes the splice tension across the entire plate width while the teeth secure the fastener into the belt carcass to resist pull-out.

Applications	Installation Method	What You Need for Installation
<ul style="list-style-type: none"> • Construction Equipment • Road Machinery • Coal, Salt, Potash Mines • Stacking and Stockpiling Belts • Other Applications Involving Smaller Pulleys 	Fasteners can be installed in the shop or on-site with either simple hand tools or power tools.	<ul style="list-style-type: none"> • Fastener Plates • Bolts & Nuts • Templet • Bolt Punch • Wrench • Bolt Horn • Flexco Installation Tool • Impact Tool or Carpenter's Brace
How to Specify the Correct Flexco® Bolt Hinged Fastener	Fastener Metal Selection	Hinge Pin Selection
<ol style="list-style-type: none"> 1. Determine Belt Tension (PIW). 2. Measure your Belt Thickness. 3. Measure the Diameter of the Smallest Pulley in your Drive with Belt Wrap more than 90°. 4. Choose the fastener size that is appropriate for your specifications in the selection chart below. 	<p>Steel. For most applications, plated steel is recommended.</p> <p>Stainless Steel. Type 316 Stainless Steel provides extra resistance to abrasion, magnetic attraction, and corrosion from acids and chemicals.</p> <p>MegAlloy®. For superior resistance to wear and abrasion.</p> <p>Everdur®. Spark-free material compared to steel and fully non-magnetic.</p>	<p>NC Nylon Covered Steel Cable - for use with steel fasteners, flat or troughed belts.</p> <p>NCS Nylon Covered Stainless Steel Cable - for applications with stainless fasteners, flat or troughed belts.</p> <p>NAC Nylon Covered Armored Cable - right for many applications, long service life.</p> <p>AC Bare Armored Cable - for extendable conveyors.</p> <p>ACS Bare Armored Stainless Cable - for applications with stainless fasteners, flat or troughed belts.</p> <p>SC Bare Steel Cable - for conveying gritty or abrasive material.</p> <p>SSC Bare Stainless Steel Cable - for corrosion resistance, flat belts.</p> <p>NB Nylon Covered Bronze Cable - for non-magnetic joints.</p>

Flexco® Bolt Hinged Fastener Selection Chart

Fastener Size	For Belts With Mechanical Fastener Ratings Up To:		Belt Thickness Range		Recommended Min. Pulley Diameter			
					Operating Tension 100% of Belt Rating		Operating Tension Under 75% of Belt Rating	
	P.I.W.	kN/m	in.	mm	in.	mm	in.	mm
375X	190	33	1/4-13/32	6-11	6	152	4	102
550	300	52	1/4-5/8	6-16	9	230	7	178



Flexco® Bolt Hinged Fasteners

FASTENERS

Exclusive Piloted Bolt Design Simplifies Installation:

The new piloted bolt is currently being phased in to replace standard bolt designs. To order the new piloted bolts as they become available, use standard bolt ordering numbers.

STEEL ("J" CARTON – Continuous Strip w/Steel Nuts & Bolts)

375X	BELT WIDTH		ORDERING NUMBER	ITEM CODE	WT. LBS.	ORDERING NUMBER	ITEM CODE	WT. LBS.	ORDERING NUMBER	ITEM CODE	WT. LBS.
	in.	mm	NC STEEL JOINT WITH NYLON COVERED STEEL CABLE			NCS STEEL JOINT WITH NYLON COVERED STAINLESS CABLE			SC STEEL JOINT WITH BARE STEEL CABLE		
	12"	300	375XJ12NC	40000	2.3	375XJ18NCS	40012	3.3			
14"	350	375XJ14NC	40001	2.6				375XJ24SC	40020	4.0	
16"	400	375XJ16NC	40002	2.9							
18"	450	375XJ18NC	40003	3.3							
20"	500	375XJ20NC	40004	3.8							
24"	600	375XJ24NC	40005	4.0	375XJ24NCS	40013	4.0				
26"	650	375XJ26NC	40006	4.5							
30"	750	375XJ30NC	40007	5.1	375XJ30NCS	40014	5.1				
36"	900	375XJ36NC	40008	6.3	375XJ36NCS	40015	6.3	375XJ36SC	40023	6.3	
42"	1050	375XJ42NC	40009	7.3	375XJ42NCS	40016	7.3				
48"	1200	375XJ48NC	40010	8.3	375XJ48NCS	40017	8.3	375XJ48SC	40025	7.7	
60"	1500	375XJ60NC	39997	10.2							

STAINLESS 300 SERIES

("J" CARTON – Continuous Strip w/Stainless Nuts & Bolts)

375X	BELT WIDTH		ORDERING NUMBER	ITEM CODE	WT. LBS.	ORDERING NUMBER	ITEM CODE	WT. LBS.
	in.	mm	SSC STAINLESS JOINT WITH BARE STAINLESS CABLE			NCS STAINLESS JOINT WITH NYLON COVERED STAINLESS CABLE		
	18"	450				375XSJ18NCS	40035	3.3
24"	600	375XSJ24SSC	40225	4.0	375XSJ24NCS	40036	4.0	
30"	750	375XSJ30SSC	40226	5.1	375XSJ30NCS	40037	5.1	
36"	900	375XSJ36SSC	40227	6.3	375XSJ36NCS	40038	6.3	
42"	1050	375XSJ42SSC	40228	7.3	375XSJ42NCS	40039	7.3	
48"	1200	375XSJ48SSC	40229	8.3	375XSJ48NCS	40040	8.3	
60"	1500	375XSJ60SSC	39907	10.2				

EVERDUR

("J" CARTON – Continuous Strip w/Everdur Nuts & Bolts)

375X	BELT WIDTH		ORDERING NUMBER	ITEM CODE	WT. LBS.
	in.	mm	NB EVERDUR JOINT WITH NYLON COVERED BRONZE CABLE		
	18"	450	375XEJ18NB	39978	3.5
24"	600	375XEJ24NB	39980	4.3	
30"	750	375XEJ30NB	39982	5.4	
36"	900	375XEJ36NB	39984	6.6	
42"	1050	375XEJ42NB	39986	7.7	

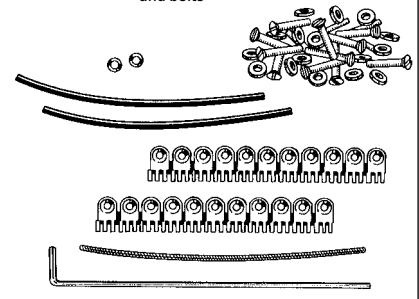
GAUGE PINS (EXTRA)

BELT WIDTH		ORDERING NUMBER	ITEM CODE	WT. LBS.	ORDERING NUMBER	ITEM CODE	WT. LBS.
in.	mm	EACH			10 PER PACKAGE		
18	450				FHGP18	39603	3.0
24	600	FHGP24-1	39624	0.4	FHGP24	39605	3.9
30	750	FHGP30-1	39626	0.5	FHGP30	39607	4.8
36	900	FHGP36-1	39625	0.6	FHGP36	39610	5.8
42	1050	FHGP42-1	39627	0.7	FHGP42	39613	6.7
48	1200	FHGP48-1	39628	0.8	FHGP48	39615	7.7
60	1500	FHGP60-1	39629	1.0	FHGP60	39617	9.6

"J" CARTON

CARTON CONTENTS:

- 2 Strips of fastener
- 2 Pieces Filler Tubing
- 1 Hinge Pin
- 1 Gauge Pin
- 2 Hinge Pin Washers
- Required amount of nuts and bolts
- Required amount of clips for Individual Plate "J" Cartons



Stock Items (non-shaded) carried in factory inventory.

Made To Order Items (shaded) allow one week for production. In most cases, the next standard stock item can be adapted to meet your requirements.

Non-Listed Items are available. Request quote for price and delivery.

Flexco® Bolt Hinged Fasteners



FASTENERS

STEEL ("J" CARTON – Continuous Strip w/Steel Nuts & Bolts)

Exclusive Piloted Bolt Design Simplifies Installation:

The new piloted bolt is currently being phased in to replace standard bolt designs. To order the new piloted bolts as they become available, use standard bolt ordering numbers.

550	BELT WIDTH		ORDERING NUMBER	ITEM CODE	ORDERING NUMBER	ITEM CODE	ORDERING NUMBER	ITEM CODE	ORDERING NUMBER	ITEM CODE	WT. LBS.	
	in.	mm	NC STEEL JOINT WITH NYLON COVERED STEEL CABLE		NCS STEEL JOINT WITH NYLON COVERED STAINLESS CABLE		SC STEEL JOINT WITH BARE STEEL CABLE		SSC STEEL JOINT WITH BARE STAINLESS CABLE		NAC STEEL JOINT WITH NYLON COVERED ARMORED CABLE	
	CARTON – One Complete Joint											
18"	450	550J18NC	40138								3.3	
20"	500	550J20NC	40046								3.7	
24"	600	550J24NC	40047	550J24NCS	40059	550J24SC	40066	550J24SSC	40073	550J24NAC	40242	4.3
26"	650	550J26NC	40048								4.9	
30"	750	550J30NC	40049	550J30NCS	40060	550J30SC	40068	550J30SSC	40074	550J30NAC	40243	5.5
36"	900	550J36NC	40050	550J36NCS	40061	550J36SC	40069	550J36SSC	40075	550J36NAC	40244	6.5
42"	1050	550J42NC	40051	550J42NCS	40062	550J42SC	40070	550J42SSC	40076	550J42NAC	40245	7.8
48"	1200	550J48NC	40052	550J48NCS	40063	550J48SC	40071	550J48SSC	40077	550J48NAC	40246	8.8
54"	1350	550J54NC	40053							550J54NAC	40247	9.9
60"	1500	550J60NC	40054									10.5

STAINLESS 300 SERIES

("J" CARTON – Continuous Strip w/Stainless Nuts & Bolts)

550	BELT WIDTH		ORDERING NUMBER	ITEM CODE	ORDERING NUMBER	ITEM CODE	WT. LBS.
	in.	mm	NCS STAINLESS JOINT WITH NYLON COVERED STAINLESS CABLE		SSC STAINLESS JOINT WITH BARE STAINLESS CABLE		
	CARTON – One Complete Joint						
18"	450	550SJ18NCS	40164	550SJ18SSC	39675	3.3	
24"	600	550SJ24NCS	40165	550SJ24SSC	39904	4.3	
30"	750	550SJ30NCS	40166	550SJ30SSC	39917	5.5	
36"	900	550SJ36NCS	40167	550SJ36SSC	39935	6.5	
42"	1050	550SJ42NCS	40168	550SJ42SSC	39938	7.8	
48"	1200	550SJ48NCS	40169	550SJ48SSC	39842	8.8	
60"	1500	550SJ60NCS	39939	550SJ60SSC	39855	11.4	

BULK FASTENER SETS

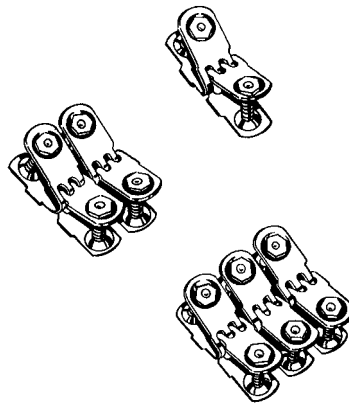
Required for Various Belt Widths

BELT WIDTH		375X		550	
in.	mm	SETS OF 3-PLATE	SETS OF 2-PLATE	SETS OF 3-PLATE	SETS OF 1-PLATE
12"	300	3	1		7
14"	350	3	2		9
16"	400	5			10
18"	450	5	1		11
20"	500	5	2	2	7
24"	600	7		2	8
28"		7	2	2	10
	700	7	2	2	11
30"	750	9		2	12
36"	900	11		2	16
	1000	12		2	18
42"	1050	13		2	20
	1200	15		2	24
48"		15		2	24
	1350	17		2	28
54"		17		2	28
	1500	18	1	2	32
60"		19		2	32
	1800	22	1	2	39
72"		23		2	40
	2100	25	2	2	48
84"		27		2	48
	2400	30	1	2	55
96"		31		2	56
	3000	37	2	2	71
120"		39		2	72

MEGALLOY®

("J" CARTON – Individual Plates w/Steel Nuts & Bolts)

550	BELT WIDTH		ORDERING NUMBER	ITEM CODE	WT. LBS.
	in.	mm	MA MEGALLOY JOINT WITH BARE STAINLESS CABLE		
	CARTON – One Complete Joint				
18"	450	550MAJ18SSC	39574	3.3	
24"	600	550MAJ24SSC	39577	4.3	
30"	750	550MAJ30SSC	39580	5.5	
36"	900	550MAJ36SSC	39583	6.5	
42"	1050	550MAJ42SSC	39586	7.8	
48"	1200	550MAJ48SSC	39589	8.8	



BULK FASTENERS

Per set (with bolts & nuts)

Per container (with bolts and nuts)

Per set (with bolts & nuts)

Per container (with bolts and nuts)

DESCRIPTION	ORDERING NUMBER	ITEM CODE	WT. LBS.	ORDERING NUMBER	ITEM CODE	SETS/ CTN	WT. LBS.
STEEL							
Two-Plate Fastener	375X-2STS	39950	.3	375X-2	40100	25	8.0
Three-Plate Fastener	375X-3STS	39951	.5	375X-3	40101	18	8.5
Single-Plate Fastener	550-1STS	39952	.3	550-1	40102	50	12.0
Three-Plate Fastener	550-3STS	39953	.8	550-3	40103	18	13.0
MEGALLOY							
Single-Plate Fastener				550MA-1	40058	50	13.0

DESCRIPTION	ORDERING NUMBER	ITEM CODE	WT. LBS.	ORDERING NUMBER	ITEM CODE	SETS/ CTN	WT. LBS.
STAINLESS 300 SERIES							
Two-Plate Fastener	375XS-2STS	39957	.3	375XS-2	40108	25	6.3
Three-Plate Fastener	375XS-3STS	39958	.5	375XS-3	40109	18	8.1
Single-Plate Fastener	550S-1STS	39959	.3	550S-1	40110	50	12.1
EXTRA CLIPS							
#550 Clips (100/Pkg.)	CLIPS (550)	40134	2.8				

NOTE: Non-listed cartons over 60" (1500 mm) are supplied in single plate sets.



Flexco® Bolt Hinged Fasteners

HINGE PINS



PACKAGES OF 10 PINS

EACH (ONE PIN)

BELT WIDTH		ORDERING NUMBER	ITEM CODE	WT. LBS.	ORDERING NUMBER	ITEM CODE	WT. LBS.	ORDERING NUMBER	ITEM CODE	WT. LBS.	ORDERING NUMBER	ITEM CODE	WT. LBS.	
in.	mm	NC NYLON COVERED STEEL CABLE (1/4" dia.)			NCS NYLON COVERED STAINLESS CABLE* (1/4" dia.)			NC NYLON COVERED STEEL CABLE (1/4" dia.)			NCS NYLON COVERED STAINLESS CABLE* (1/4" dia.)			
		12"	300	NC-12	40150	.8	NCS-12	40170	.8	NC-12-1	38000	.1		
14"	350	NC-14	40151	1.0	NCS-14	40171	1.0	NC-14-1	38001	.1				
16"	400	NC-16	40152	1.2	NCS-16	40172	1.2	NC-16-1	38002	.1				
18"	450	NC-18	40153	1.4	NCS-18	40173	1.4	NC-18-1	38003	.1				
20"	500	NC-20	40154	1.5	NCS-20	40174	1.5	NC-20-1	38004	.2				
24"	600	NC-24	40155	1.7	NCS-24	40175	1.7	NC-24-1	38005	.2	NCS-24-1	38041	.2	
26"	650	NC-26	40156	1.8										
30"	750	NC-30	40157	2.2	NCS-30	40177	2.2	NC-30-1	38007	.2	NCS-30-1	38043	.2	
36"	900	NC-36	40158	2.6	NCS-36	40178	2.6	NC-36-1	38008	.2	NCS-36-1	38044	.2	
42"	1050	NC-42	40159	3.1	NCS-42	40179	3.1	NC-42-1	38009	.2	NCS-42-1	38045	.3	
48"	1200	NC-48	40160	3.5	NCS-48	40180	3.5	NC-48-1	38010	.3	NCS-48-1	38046	.3	
54"	1350	NC-54	40161	3.9	NCS-54	40181	3.9	NC-54-1	38011	.3	NCS-54-1	38047	.3	
60"	1500	NC-60	40162	4.3	NCS-60	40182	4.3	NC-60-1	38012	.4	NCS-60-1	38048	.4	
72"	1800	NC-72	40163	5.0	NCS-72	40183	5.0	NC-72-1	38013	.4	NCS-72-1	38049	.5	
100 FOOT COILS														
BULK		NC-C	39740	8.6										

in.	mm	NAC NYLON COVERED ARMORED CABLE (1/4" dia.)			AC BARE ARMORED CABLE (1/4" dia.)			NAC NYLON COVERED ARMORED CABLE (1/4" dia.)			AC BARE ARMORED CABLE (1/4" dia.)		
		18"	450	NAC-18	40629	1.8	AC-18	40685	1.7	NAC-18-1	38108	.2	AC-18-1
24"	600	NAC-24	40631	2.4	AC-24	40686	2.3	NAC-24-1	38109	.2	AC-24-1	38130	.2
26"	650	NAC-26	40632	2.6	AC-26	40687	2.4	NAC-26-1	38110	.2	AC-26-1	38131	.2
30"	750	NAC-30	40633	3.0	AC-30	40688	2.8	NAC-30-1	38111	.3	AC-30-1	38132	.3
36"	900	NAC-36	40634	3.6	AC-36	40689	3.4	NAC-36-1	38112	.3	AC-36-1	38133	.3
42"	1050	NAC-42	40636	4.2	AC-42	40691	3.8	NAC-42-1	38113	.4	AC-42-1	38134	.4
48"	1200	NAC-48	40637	4.8	AC-48	40692	4.8	NAC-48-1	38114	.4	AC-48-1	38135	.4
54"	1350	NAC-54	40638	5.4				NAC-54-1	38115	.5	AC-54-1	38136	.5
60"	1500	NAC-60	40639	6.0				NAC-60-1	38116	.5	AC-60-1	38137	.5
72"	1800	NAC-72	40640	7.2				NAC-72-1	38117	.6	AC-72-1	38138	.6

in.	mm	SC BARE STEEL CABLE (1/4" dia.)			SSC BARE STAINLESS CABLE* (7/32" dia.)			SC BARE STEEL CABLE (1/4" dia.)			SSC BARE STAINLESS CABLE* (7/32" dia.)		
		24"	600	SC-24	40202	2.5	SSC-24	40210	2.2	SC-24-1	38180	.2	SSC-24-1
26"	650	SC-26	40203	2.6				SC-30-1	38182	.3	SSC-30-1	38201	.3
30"	750	SC-30	40204	3.1	SSC-30	40211	2.5	SC-36-1	38183	.3	SSC-36-1	38202	.3
36"	900	SC-36	40205	3.7	SSC-36	40212	3.0	SC-42-1	38184	.4	SSC-42-1	38203	.4
42"	1050	SC-42	40206	4.3	SSC-42	40213	3.5	SC-48-1	38185	.4	SSC-48-1	38204	.4
48"	1200	SC-48	40207	4.9	SSC-48	40214	4.0						

in.	mm	ACS BARE ARMORED STAINLESS CABLE* (17/64" dia.)			* 300 SERIES			ACS BARE ARMORED STAINLESS CABLE* (17/64" dia.)			NB NYLON COVERED BRONZE CABLE (1/4" dia.)		
		18"	450									NB-18-1	38075
24"	600									NB-24-1	38077	.2	
30"	750	ACS-30	41354	2.8			ACS-30-1	41380	.2	NB-30-1	38079	.3	
36"	900	ACS-36	41355	3.0			ACS-36-1	41381	.2	NB-36-1	38080	.3	
42"	1050	ACS-42	41356	3.2			ACS-42-1	41382	.2	NB-42-1	38081	.4	
48"	1200	ACS-48	41357	3.5			ACS-48-1	41383	.3				
54"	1350	ACS-54	41358	3.7			ACS-54-1	41384	.3				
60"	1500	ACS-60	41359	4.0			ACS-60-1	41385	.4				

For 375X or 550

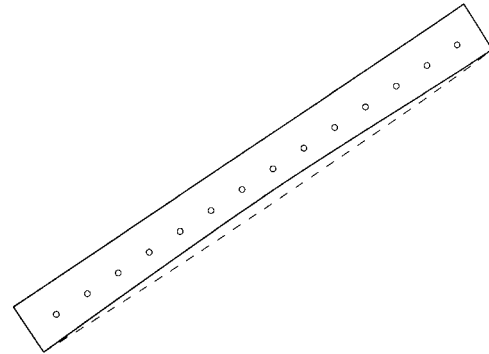
Stock Items (non-shaded) carried in factory inventory.
 Made To Order Items (shaded) allow one week for production.
 In most cases, the next standard stock item can be adapted to meet your requirements.
Non-Listed Items are available.
 Request quote for price and delivery.



INSTALLATION TOOLS

CURVED TEMPLETS

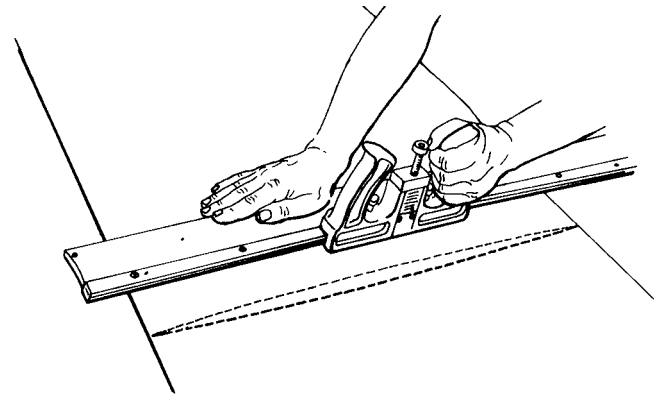
BELT WIDTH		ORDERING NUMBER	ITEM CODE	ORDERING NUMBER	ITEM CODE
in.	mm	375X		550	
12"	300	375X-12	30813	512	30799
14"	350	375X-14	30814		
16"	400	375X-16	30815	516	30800
18"	450	375X-18	30816	518	30801
20"	500	375X-20	30817	520	30802
24"	600	375X-24	30818	524	30803
26"	650	375X-26	30819	526	30804
30"	750	375X-30	30820	530	30805
36"	900	375X-36	30821	536	30806
42"	1050	375X-42	30822	542	30807
48"	1200	375X-48	30823	548	30808
54"	1350	375X-54	30824	554	30809
60"	1500	375X-60	30825	560	30810
72"	1800	375X-72	30826	572	30811



NOTE: All templets up to and including 72" are curved. For belt widths over 72", straight templet supplied.

CURVED BELT CUTTERS

DESCRIPTION	BELT WIDTH		ORDERING NUMBER	ITEM CODE	WT. LBS.
	in.	mm			
Cutter Complete	30"	750	400430	30914	14.2
	36"	900	400436	30915	16.1
	42"	1050	400442	30916	18.9
	48"	1200	400448	30917	19.0
	60"	1500	400460	30918	23.0
Cutter Base Only	30"	750	430	30950	5.4
	36"	900	436	30951	6.2
	42"	1050	442	30952	7.1
	48"	1200	448	30953	7.9
	60"	1500	460	30954	9.6
Cutter Head Only			400	30919	5.1
Cutter Blade			30023	30909	.2
Cutter Blade (Long)			30023L	30913	.2
Nails for Cutter Base (142 per package)			6D	30436	1.0



NOTE: Belt widths over 72" require straight cutters. Please refer to Page 78 for 300 series straight cutters.

EXTRA BOLTS & NUTS

100 PER BOX – BOLT DIMENSION IS 1/4" X 1-11/16"

FOR FASTENER NUMBER	ORDERING NUMBER / ITEM CODE	WT. LBS.
BOLTS—STEEL		
375X	20398	2.1
550	20399	2.4
BOLTS—STAINLESS		
375X/550	20400	2.3
BOLTS—EVERDUR		
375X/550	20397	2.4

FOR FASTENER NUMBER	ORDERING NUMBER / ITEM CODE	WT. LBS.
NUTS—STEEL—UNSLOTTED NUTS		
375X/550	20380	.9
NUTS—STAINLESS—SLOTTED NUTS		
375X/550	20381	.7
NUTS—EVERDUR—SLOTTED NUTS		
375X/550	20387	.8

Exclusive Piloted Bolt Design Simplifies Installation:


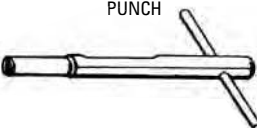






The new piloted bolt is currently being phased in to replace standard bolt designs. To order the new piloted bolts as they become available, use standard bolt ordering numbers.



Flexco® Bolt Hinged Fasteners

INSTALLATION TOOLS

HAND & POWER TOOLS

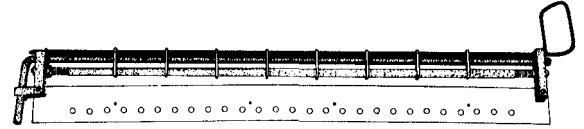
	DESCRIPTION	FOR FASTENER NUMBER	ORDERING NUMBER	ITEM CODE	WT. LBS.
HAND TOOLS	BOLT BREAKER (Two Per Package) 	375X & 550	110	30474	1.2
	PUNCH 	375X & 550	P1P	30460	.1
	BORING BIT 	375X & 550	B1B	30468	.1
	WRENCH 	375X & 550	100* S1S**	30445 30442	.2 .2
	POWER PUNCH 	375X & 550	HP1	30463	.2
POWER TOOLS	POWER BORING BIT 	375X & 550	HB1	30471	.1
	POWER WRENCH 	375X & 550	H100* HW1**	30446 30447	.2 .3
	QUICK CHANGE CHUCK 	375X & 550	5552	30481	.4

* For use with Steel No. 375X or Steel No. 550 nuts.

** For use with Stainless No. 375X or Stainless No. 550 slotted nuts only.


MISCELLANEOUS

DESCRIPTION	ORDERING NUMBER	ITEM CODE	WT. LBS.	INSIDE DIAMETER
Orange Filler Tubing for 375X & 550	(100'/pkg.)	30894	10.0	—
Hinge Pin Retaining Washers (50/Pkg.) — For use with 375X and 550 Nylon Coated hinge pins	310-RET-50	40135	.3	1/4"



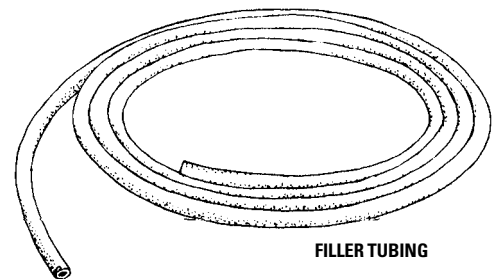
ALIGNING HOLDERS

BELT WIDTH		ORDERING NUMBER	ITEM CODE	WT. LBS.
in.	mm			
375X				
30"	750	AH37530	30836	9.6
36"	900	AH37536	30837	11.4
42"	1050	AH37542	30838	12.9
48"	1200	AH37548	30839	14.5
550				
30"	750	AH530	30840	9.7
36"	900	AH536	30841	11.6
42"	1050	AH542	30842	12.8
48"	1200	AH548	30843	14.4



FLEXCO-LOK® BELT TAPE 100' PER CARTON FOR USE WITH INDIVIDUAL PLATES

FOR FASTENER NUMBER	ORDERING NUMBER	ITEM CODE	WT. LBS.
375X/550	FL7C	30888	.8



FILLER TUBING



RETAINING WASHERS

Stock Items (non-shaded) carried in factory inventory.
 Made To Order Items (shaded) allow one week for production. In most cases, the next standard stock item can be adapted to meet your requirements.
Non-Listed Items are available. Request quote for price and delivery.



How Flexco® Rivet Hinged Fasteners Work

Designed for synthetic carcass belting as well as other styles of belt, Flexco®SR™ (Self-Setting Rivet) Fasteners utilize multiple rivet attachment. This provides maximum resistance to pull-out and allows the patented rivets to work between the carcass fibers without severing them, leaving the entire belt carcass intact. It does not rely solely upon the carcass material to resist pull-out.

Because the rivets are self-setting, fasteners are installed quickly from the top side of the belt.

Rivets are driven through the fastener plates and through the belt, passing between the carcass fibers. The specially-shaped head of each pilot nail works in conjunction with the applicator tool's anvil plate to set the rivets.

The same hammer blows that set the rivets also compress the fastener plates into the belt cover. The broad width and heavy gauge of the plates give extended wear life. These plates compress uniformly and are specially coined so there are no high spots or edges to hang up.

Applications	Installation Method	What You Need for Installation
<ul style="list-style-type: none"> Underground Mining Asphalt Plants Aggregate and Ready-mix Plants Log Belts and Similar Applications 	Fastener installed with portable fixture and hammer. Fasteners are installed in one simple procedure with self-setting rivets.	<ul style="list-style-type: none"> Fastener Rivets Hinge Pin Flexco Installation Tool Hammer
How to Specify the Correct Flexco® Rivet Hinged Fastener	Fastener Metal Selection	Hinge Pin Selection
<ol style="list-style-type: none"> Determine Belt Tension (PIW). Measure your Belt Thickness. Measure the Diameter of the Smallest Pulley in your Drive with Belt Wrap more than 90°. Choose the fastener size that is appropriate for your specifications in the selection chart below. 	<p>Steel. For most applications, plated steel is recommended.</p> <p>Stainless Steel. Type 316 Stainless Steel provides extra resistance to abrasion, magnetic attraction and corrosion from acids and chemicals.</p> <p>RustAlloy®. Resists corrosion due to mine water or other chemical attack.</p> <p>MegAlloy®. For superior resistance to wear and abrasion.</p>	<p>AC Bare Armored Cable - for extendable conveyors.</p> <p>ACS Bare Armored Stainless Cable - for extendable conveyors.</p> <p>NAC Nylon Covered Armored Cable - right for many applications, long service life.</p> <p>NC Nylon Covered Steel Cable - for use with steel fasteners, flat or troughed belts.</p> <p>NCS Nylon Covered Stainless Steel Cable - for applications with stainless fasteners, flat or troughed belts.</p> <p>SC Bare Steel Cable - for conveying gritty or abrasive material.</p> <p>SSC Bare Stainless Steel Cable - for corrosion resistance, flat belts.</p>

Flexco® Rivet Hinged Fastener Selection Chart

Fastener Size	For Belts With Mechanical Fastener Ratings Up To:		Belt Thickness Range		Recommended Min. Pulley Diameter			
					Operating Tension Under 100% of Belt Rating		Operating Tension Under 75% of Belt Rating	
	PI.W.	kN/m	in.	mm	in.	mm	in.	mm
R5	450	79	7/32-7/16	6-11	9	230	7	175
R5-1/2	650	114	5/16-19/32	8-15	12	300	10	250
R6	800	140	13/32-11/16	10.5-17	18	450	16	400
R6LP	800	140	5/16-23/32	8-18	18	450	16	400
R8	1500	263	13/32-11/16	10.5-17	18	450	16	400
R9	2000	350	5/8-1	16-25.5	42	1050	42	1050



Flexco® R2 Medium-Duty Rivet Hinged Belt Fasteners

FASTENERS

Order each component separately for a complete splice:
Fastener Strip + Rivets + Hinge Pin

For R2	STEEL (Continuous Strip)				
	BELT WIDTH		ORDERING NUMBER	ITEM CODE	WT. LBS.
	in.	mm	PACKAGE (Two Fastener Strips)		
	12"	300	R2-12/300	41613	2.0
	18"	450	R2-18/450	41614	2.6
	24"	600	R2-24/600	41615	3.4
	30"	750	R2-30/750	41616	4.2
	36"	900	R2-36/900	41617	5.1
	42"	1050	R2-42/1050	41618	5.9
	48"	1200	R2-48/1200	41619	6.9
54"	1350	R2-54/1350	41623	8.1	
60"	1500	R2-60/1500	41624	9.2	
STAINLESS 300 SERIES					
BELT WIDTH		ORDERING NUMBER	ITEM CODE	WT. LBS.	
in.	mm	PACKAGE (Two Fastener Strips)			
12"	300	R2S-12/300	41628	2.0	
18"	450	R2S-18/450	41629	2.6	
24"	600	R2S-24/600	41630	3.4	
30"	750	R2S-30/750	41631	4.2	
36"	900	R2S-36/900	41632	5.1	
42"	1050	R2S-42/1050	41633	5.9	
48"	1200	R2S-48/1200	41634	6.9	
54"	1350	R2S-54/1350	41642	8.1	
60"	1500	R2S-60/1500	41643	9.2	



RIVET BUCKET
(Contains 2000 Rivets)

RIVETS

Self-setting, pre-assembled with pilot nails



STEEL

ORDERING NUMBER	ITEM CODE	BOX QTY.	WT. LBS.
BOX (100 Rivets)			
SRAA-100	40509	100	.8
SRA-100	40539	100	.9
SRB-100	40540	100	1.0
BOX (250 Rivets)			
SRAA	40508	250	2.2
SRA	40527	250	2.3
SRB	40528	250	2.5
BUCKET (2000 Rivets)			
SRAA-2M	40424	2000	16.1
SRA-2M	41190	2000	18.3
SRB-2M	41191	2000	19.7

STAINLESS (TYPE 430)

ORDERING NUMBER	ITEM CODE	BOX QTY.	WT. LBS.
BOX (250 Rivets)			
SRAA-S	40468	250	2.1
SRA-S	40542	250	2.3
SRB-S	40543	250	2.5

MEGALLOY® (4 Plate Strips, 10 Strip Per Box)

For R2	ORDERING NUMBER	ITEM CODE	WT. LBS.			
	R2MA-SE	41709	4.7			
	Plates Required for one R2MA Joint					
	BELT WIDTH		PLATES REQUIRED	PLATES REQUIRED		
	in.	mm	in.	mm		
	18"	450	20	42"	1050	46
	24"	600	26	48"	1200	54
	30"	750	32	54"	1350	60
	36"	900	40	60"	1500	68

FLEXCO® R2 RIVET SPECIFICATION CHART

FASTENER SIZE	FOR BELTS WITH MECHANICAL FASTENER RATINGS UP TO:		BELT THICKNESS RANGE		RIVET SIZE	MINIMUM PULLEY DIAMETER	
	P.I.W.	kN/m	in.	mm		in.	mm
	R2	330	60	1/8-7/32"		3-6	SRAA
			3/16-5/16"	4-8	SRA		
			9/32-3/8"	7-10	SRB		

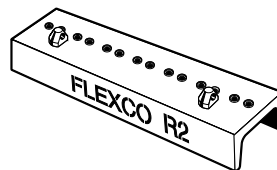
Rivets Required For One R2 Joint

BELT WIDTH		RIVET REQUIRED
in.	mm	
12	300	24
18	450	40
24	600	52
30	750	64
36	900	80
42	1050	92
48	1200	108
54	1350	120
60	1500	136

R2T APPLICATOR TOOL

Use with SR-50 single Rivet Driver

TOOL SIZE		ORDERING NUMBER	ITEM CODE	WT. LBS.
in.	mm			
12"	300	R2T	40455	6.6
REPLACEMENT PARTS				
Gauge Pin Guide		SR26	40479	.04
Anvil Insert (14/Bag)		R2T-AI	40469	.06



SINGLE RIVET DRIVER TOOL

DESCRIPTION	ORDERING NUMBER	ITEM CODE	WT. LBS.
Driver Tool Complete	SR-50	40510	.8
Drive Rod	SR5-7	40517	.3



RIVET SET*

ORDERING NUMBER	ITEM CODE	WT. LBS.
R5S	40348	1.9

*If no SRTA Application Tool is available, fasteners may be installed with an R5S Flexco Rivet Set. See Instruction Sheet No. FR906

NOTE: For hinge pins and retaining washers for R2 see pages 57.

NOTE: For Multiple Rivet (MSRT) and Single Rivet (SRTA) Applicator Tools see pages 60 & 61.

Flexco® SR™ Scalloped Edge™ Rivet Hinged Fasteners



FASTENERS

Order each component separately for a complete splice: Fastener Strip + Rivets + Hinge Pin

STEEL (Continuous Strip)


STAINLESS TYPE 316 (Continuous Strip)

RUSTALLOY® (Continuous Strip)*

For R5	BELT WIDTH		ORDERING NUMBER	ITEM CODE	WT. LBS.	For R5	BELT WIDTH		ORDERING NUMBER	ITEM CODE	WT. LBS.	For R5	BELT WIDTH		ORDERING NUMBER	ITEM CODE	WT. LBS.
	in.	mm	PACKAGE (Two Fastener Strips)				in.	mm	PACKAGE (Two Fastener Strips)				in.	mm	PACKAGE (Two Fastener Strips)		
	18"	450	R5-SE-18/450	41314	2.6		18"	450	R5S-SE-18/450	41326	2.6		24"	600	RAR5-SE-24/600	41328	3.4
24"	600	R5-SE-24/600	41315	3.4	24"	600	R5S-SE-24/600	41327	3.4	26"	650	RAR5-SE-26/650	41329	3.6			
26"	650	R5-SE-26/650	41409	3.7	30"	750	R5-SE-30/750	41276	4.2	30"	750	RAR5-SE-30/750	41283	4.2			
30"	750	R5-SE-30/750	41276	4.2	36"	900	R5-SE-36/900	41277	5.1	36"	900	RAR5-SE-36/900	41284	5.1			
36"	900	R5-SE-36/900	41277	5.1	42"	1050	R5-SE-42/1050	41278	5.9	42"	1050	RAR5-SE-42/1050	41285	5.9			
42"	1050	R5-SE-42/1050	41278	5.9	48"	1200	R5-SE-48/1200	41279	6.9	48"	1200	RAR5-SE-48/1200	41286	6.9			
48"	1200	R5-SE-48/1200	41279	6.9	54"	1350	R5-SE-54/1350	41296	7.3	54"	1350	RAR5-SE-54/1350	41287	7.3			
54"	1350	R5-SE-54/1350	41296	7.3	60"	1500	R5-SE-60/1500	41298	8.5	60"	1500	RAR5-SE-60/1500	41288	8.5			
60"	1500	R5-SE-60/1500	41298	8.5	72"	1800	R5-SE-72/1800	41316	10.4								
72"	1800	R5-SE-72/1800	41316	10.4													

MEGALLOY® (4 Plate Strips, 10 Strip Per Box)

For R5	ORDERING NUMBER		ITEM CODE	WT. LBS.	
	R5MA-SE		41067	4.7	
	Plates Required for one R5MA Joint				
BELT WIDTH		PLATES REQUIRED	BELT WIDTH		PLATES REQUIRED
in.	mm		in.	mm	
18"	450	20	48"	1200	54
24"	600	26	54"	1350	60
30"	750	32	60"	1500	68
36"	900	40	72"	1800	82
42"	1050	46			



STEEL (Continuous Strip)

RUSTALLOY® (Continuous Strip)*

For R5-1/2	BELT WIDTH		ORDERING NUMBER	ITEM CODE	WT. LBS.	For R5-1/2	BELT WIDTH		ORDERING NUMBER	ITEM CODE	WT. LBS.
	in.	mm	PACKAGE (Two Fastener Strips)				in.	mm	PACKAGE (Two Fastener Strips)		
	18"	450	R5-1/2-SE-18/450	41514	3.9		24"	600	RAR5-1/2-SE-24/600	41341	5.0
24"	600	R5-1/2-SE-24/600	41515	5.0	30"	750	RAR5-1/2-SE-30/750	41342	6.3		
30"	750	R5-1/2-SE-30/750	41516	6.3	36"	900	RAR5-1/2-SE-36/900	41351	7.5		
36"	900	R5-1/2-SE-36/900	41513	7.8	42"	1050	RAR5-1/2-SE-42/1050	41391	8.9		
42"	1050	R5-1/2-SE-42/1050	41509	8.8	46"	1150	RAR5-1/2-SE-46/1150	41392	9.7		
48"	1200	R5-1/2-SE-48/1200	41510	9.9	48"	1200	RAR5-1/2-SE-48/1200	41319	10.1		
54"	1350	R5-1/2-SE-54/1350	41525	11.6	54"	1350	RAR5-1/2-SE-54/1350	41393	11.5		
60"	1500	R5-1/2-SE-60/1500	41511	12.5	60"	1500	RAR5-1/2-SE-60/1500	41394	12.5		
72"	1800	R5-1/2-SE-72/1800	41512	15.5	72"	1800	RAR5-1/2-SE-72/1800	41395	15.4		

* 400 SERIES STAINLESS

MEGALLOY® (4 Plate Strips, 10 Strip Per Box)

For R5-1/2	ORDERING NUMBER		ITEM CODE	WT. LBS.	
	R5-1/2MA-SE		41450	4.7	
	Plates Required for one R5-1/2MA Joint				
BELT WIDTH		PLATES REQUIRED	BELT WIDTH		PLATES REQUIRED
in.	mm		in.	mm	
18"	450	20	48"	1200	54
24"	600	26	54"	1350	60
30"	750	32	60"	1500	68
36"	900	40	72"	1800	82
42"	1050	46			

- Stock Items** (non-shaded) carried in factory inventory.
- Made To Order Items** (shaded) allow one week for production. In most cases, the next standard stock item can be adapted to meet your requirements.
- Non-Listed Items** are available. Request quote for price and delivery.



Flexco® SR™ Scalloped Edge™ Rivet Hinged Fasteners

FASTENERS

Order each component separately for a complete splice: Fastener Strip + Rivets + Hinge Pin

STEEL (Continuous Strip)

For R6	BELT WIDTH		ORDERING NUMBER	ITEM CODE	WT. LBS.
	in.	mm	PACKAGE (Two Fastener Strips)		
	24"	600	R6-SE-24/600	40408	6.6
30"	750	R6-SE-30/750	40409	8.4	
36"	900	R6-SE-36/900	40399	10.3	
42"	1050	R6-SE-42/1050	40389	11.7	
46"	1150	R6-SE-46/1150	40415	13.2	
48"	1200	R6-SE-48/1200	40390	13.8	
54"	1350	R6-SE-54/1350	40391	14.6	
60"	1500	R6-SE-60/1500	40392	16.2	
72"	1800	R6-SE-72/1800	40393	20.8	
84"	2130	R6-SE-84/2130	40416	28.7	

RUSTALLOY® (Continuous Strip)*

For R6	BELT WIDTH		ORDERING NUMBER	ITEM CODE	WT. LBS.
	in.	mm	PACKAGE (Two Fastener Strips)		
	24"	600			
30"	750				
36"	900				
42"	1050	RAR6-SE-42/1050	41542	11.7	
46"	1150	RAR6-SE-46/1150	41548	13.2	
48"	1200	RAR6-SE-48/1200	41543	13.8	
54"	1350	RAR6-SE-54/1350	41544	14.6	
60"	1500	RAR6-SE-60/1500	41545	16.2	
72"	1800	RAR6-SE-72/1800	41546	20.8	
84"	2130	RAR6-SE-84/2130	41547	28.7	

RAR6LP LOW PROFILE*

For R6	BELT WIDTH		ORDERING NUMBER	ITEM CODE	WT. LBS.
	in.	mm	PACKAGE (Two Fastener Strips)		
	24"	600			
30"	750				
36"	900				
42"	1050	RAR6LP-SE-42/1050	40828	8.4	
46"	1150	RAR6LP-SE-46/1150	40834	9.0	
48"	1200	RAR6LP-SE-48/1200	40829	9.6	
54"	1350	RAR6LP-SE-54/1350	40830	10.1	
60"	1500	RAR6LP-SE-60/1500	40831	10.7	
72"	1800	RAR6LP-SE-72/1800	40832	12.5	
84"	2130	RAR6LP-SE-84/2130	40833	16.4	


RUSTALLOY® (Continuous Strip)*


For R8	BELT WIDTH		ORDERING NUMBER	ITEM CODE	WT. LBS.
	in.	mm	PACKAGE (Two Fastener Strips)		
	48"	1200	RAR8-SE-48/1200	41712	13.8
54"	1350	RAR8-SE-54/1350	41713	14.6	
60"	1500	RAR8-SE-60/1500	41714	16.2	
72"	1800	RAR8-SE-72/1800	41715	20.8	
84"	2130	RAR8-SE-84/2130	41716	28.7	


* 400 SERIES STAINLESS

STAINLESS 300 SERIES

For R9	BELT WIDTH		ORDERING NUMBER	ITEM CODE	WT. LBS.
	in.	mm	PACKAGE (Two Fastener Strips)		
	48"	1200	R9S-SE-48/1200	41737	17.0
54"	1350	R9S-SE-54/1350	41738	19.0	
60"	1500	R9S-SE-60/1500	41739	21.8	
72"	1800	R9S-SE-72/1800	41740	25.8	
84"	2130	R9S-SE-84/2130	41741	30.2	



 **Stock Items** (non-shaded) carried in factory inventory.

 **Made To Order Items** (shaded) allow one week for production. In most cases, the next standard stock item can be adapted to meet your requirements.

Non-Listed Items are available. Request quote for price and delivery.

Flexco® SR™ Scalloped Edge™ Rivet Hinged Fasteners



RIVETS

Self-setting, pre-assembled with pilot nails

STEEL

ORDERING NUMBER	ITEM CODE	BOX QTY.	WT. LBS.
BOX (100 Rivets)			
SRA-100	40539	100	.9
SRB-100	40540	100	1.0
SRC-100	40541	100	1.1
BOX (250 Rivets)			
SRA	40527	250	2.3
SRB	40528	250	2.5
SRC	40529	250	2.6
SRC/D	40538	250	2.8
SRD	40530	250	2.9
SRE	40531	250	3.1
SRF	40532	250	3.1
SRG	40533	250	3.2
SRH	40534	250	3.4
SRI	40535	250	3.5
SRJ	40536	250	3.6
SRK	40537	250	3.7
BUCKET (2000 Rivets)			
SRA-2M	41190	2000	16.6
SRB-2M	41191	2000	18.1
SRC-2M	41192	2000	20.2
SRC/D-2M	41193	2000	21.2
SRD-2M	41194	2000	21.9
SRE-2M	41195	2000	23.1
SRF-2M	41196	2000	24.4
SRG-2M	41197	2000	24.9
SRH-2M	41198	2000	25.1
SRI-2M	41199	2000	25.9

STAINLESS (TYPE 430)

ORDERING NUMBER	ITEM CODE	BOX QTY.	WT. LBS.
BOX (250 Rivets)			
SRA-S	40542	250	2.3
SRB-S	40543	250	2.5
SRC-S	40544	250	2.6
SRC/D-S	40548	250	2.8
SRD-S	40545	250	2.9
SRE-S	40546	250	3.1
SRF-S	40547	250	3.1
SRG-S	40523	250	3.2
SRH-S	40522	250	3.4
SRI-S	40506	250	16.7
SRJ-S	40507	250	18.4
SRK-S	40520	250	19.9
SRL-S	40519	250	4.2
BUCKET (2000 Rivets)			
SRA-S-2M	41200	2000	17.1
SRB-S-2M	41201	2000	18.9
SRC-S-2M	41202	2000	20.6
SRC/D-S-2M	41203	2000	21.3
SRD-S-2M	41204	2000	21.9
SRE-S-2M	41205	2000	22.9
SRF-S-2M	41206	2000	23.5
SRG-S-2M	41207	2000	24.7
SRH-S-2M	41208	2000	25.1
SRI-S-2M	41181	2000	26.3
SRJ-S-2M	41183	2000	27.5
SRK-S-2M	41185	2000	28.7
SRL-S-2M	41781	2000	29.9

Rivets Required For One R5, R5-1/2 or R6 Joint

BELT WIDTH		RIVETS REQUIRED
in.	mm	
18"	450	100
24"	600	130
30"	750	160
36"	900	200
42"	1050	230
48"	1200	270
54"	1350	300
60"	1500	340
72"	1800	410
84"	2130	480

Rivets Required For One R8 or R9 Joint

BELT WIDTH		RIVETS REQUIRED
in.	mm	
48"	1200	432
54"	1350	480
60"	1500	544
72"	1800	656
84"	2130	768

RIVET SELECTION CHART

FASTENER SIZE	BELT THICKNESS RANGE		RIVET SIZE
	in.	mm	
R5	7/32-5/16	6-8	SRA
	9/32-3/8	7-10	SRB
	11/32-7/16	9-11	SRC
	13/32-7/16	10.5-11	SRC/D
R5-1/2 & R6LP	5/16-11/32	8-9	SRB
	5/16-13/32	8-10.5	SRC
	3/8-15/32	10-12	SRC/D
	7/16-17/32	11-13.5	SRD
	1/2-19/32	13-15	SRE
	9/16-21/32	14-16.5	SRF*
R6	5/8-23/32	16-18	SRG*
	13/32-7/16	9-11	SRC/D
	13/32-1/2	10.5-13	SRD
	15/32-9/16	12-14	SRE
R8	17/32-5/8	13.5-16	SRF
	19/32-11/16	15-17	SRG
	13/32-7/16	10.5-11	SRC/D
	13/32-1/2	10.5-13	SRD
R9	15/32-9/16	12-14	SRE
	17/32-5/8	13.5-16	SRF
	19/32-11/16	15-17	SRG
	19/32-11/16	16-17	SRH
	21/32-3/4	16.5-19	SRI
R9	23/32-13/16	18-21	SRI
	25/32-7/8	20-22	SRJ**
	27/32-15/16	21-24	SRK**

* Applies to RAR6LP only.

** Use with 3/4" diameter hinge pin.



Flexco® SR™ Scalloped Edge™ Rivet Hinged Fasteners

RAPID LOADER™ RIVET STRIPS

(For R5, R5-1/2, R6, BR10)

Self-setting, pre-assembled with pilot nails

60 Strips / 1200 Rivets per Bucket

DESCRIPTION		ORDERING NUMBER	ITEM CODE	WT. LBS.
Size	Color Code			
STEEL				
A	Red	CSRLA	40857	13.00
B	White	CSRLB	40858	13.92
C	Blue	CSRLC	40859	14.84
C/D	Orange	CSRLC/D	40860	15.56
D	Green	CSRLD	40861	16.06
E	Purple	CSRLE	40862	16.62
F	Yellow	CSRLEF	40863	17.34
G	Black	CSRLG	40864	17.90
STAINLESS (TYPE 430)				
A	Red	CSRLA-S	40978	12.90
B	White	CSRLB-S	40979	13.80
C	Blue	CSRLC-S	40980	14.92
C/D	Orange	CSRLC/D-S	40981	15.31
D	Green	CSRLD-S	40982	15.92
E	Purple	CSRLE-S	40983	16.48
F	Yellow	CSRLEF-S	40984	16.94
G	Black	CSRLG-S	40985	17.52

(For R8 and R9)

STEEL					
Rivet Qty. 1024	C/D	Orange	CSRL8C/D	41845	13.50
	D	Green	CSRL8D	41846	14.10
	E	Purple	CSRL8E	41847	14.70
	F	Yellow	CSRL8F	41848	15.30
	G	Black	CSRL8G	41849	16.00
	Rivet Qty. 768	H	Gray	CSRL8H	41850
I		Lt. Blue	CSRL8I	41851	13.10
J		Brown	CSRL8J	41852	13.70
K		Beige	CSRL8K	41853	14.30
STAINLESS (TYPE 430)					
Rivet Qty. 1024	C/D	C/D	CSRL8C/D-S	41854	13.50
	D	D	CSRL8D-S	41855	14.10
	E	E	CSRL8E-S	41856	14.70
	F	F	CSRL8F-S	41857	15.30
	G	G	CSRL8G-S	41858	16.00
	Rivet Qty. 768	H	H	CSRL8H-S	41859
I		I	CSRL8I-S	41860	13.10
J		J	CSRL8J-S	41861	13.70
K		K	CSRL8K-S	41862	14.30



NOTE: Use standard rivet selection criteria for collated rivet strips.



RAPID LOADER™ RIVET STRIPS

WITH WASHERS

(For R5, R5-1/2, R6, BR10)

(For use with the Flexco® Power Set™ Rivet Driver and Hilti DX 460-SR installation tool)

60 Strips / 1200 Rivets per Bucket

DESCRIPTION		ORDERING NUMBER	ITEM CODE	WT. LBS.
Size	Color Code			
STEEL				
A	Red	CSRLA-W	40891	13.00
B	White	CSRLB-W	40892	13.92
C	Blue	CSRLC-W	40893	14.84
C/D	Orange	CSRLC/D-W	40895	15.56
D	Green	CSRLD-W	40897	16.06
E	Purple	CSRLE-W	40898	16.62
F	Yellow	CSRLEF-W	40899	17.34
G	Black	CSRLG-W	40901	17.90
STAINLESS (TYPE 430)				
A	Red	CSRLA-S-W	40955	12.90
B	White	CSRLB-S-W	40956	13.80
C	Blue	CSRLC-S-W	40957	14.92
C/D	Orange	CSRLC/D-S-W	40958	15.31
D	Green	CSRLD-S-W	40959	15.92
E	Purple	CSRLE-S-W	40961	16.48
F	Yellow	CSRLEF-S-W	40969	16.94
G	Black	CSRLG-S-W	40971	17.52


(For R8 and R9)

STEEL					
Rivet Qty. 1024	C/D	Orange	CSRL8C/D-W	41879	13.50
	D	Green	CSRL8D-W	41880	14.10
	E	Purple	CSRL8E-W	41881	14.70
	F	Yellow	CSRL8F-W	41882	15.30
	G	Black	CSRL8G-W	41883	16.00
	Rivet Qty. 768	H	Gray	CSRL8H-W	41884
I		Lt. Blue	CSRL8I-W	41885	13.10
J		Brown	CSRL8J-W	41886	13.70
K		Beige	CSRL8K-W	41887	14.30
STAINLESS (TYPE 430)					
Rivet Qty. 1024	C/D	Orange	CSRL8C/D-S-W	41888	13.50
	D	Green	CSRL8D-S-W	41889	14.10
	E	Purple	CSRL8E-S-W	41890	14.70
	F	Yellow	CSRL8F-S-W	41891	15.30
	G	Black	CSRL8G-S-W	41892	16.00
	Rivet Qty. 768	H	Gray	CSRL8H-S-W	41893
I		Lt. Blue	CSRL8I-S-W	41894	13.10
J		Brown	CSRL8J-S-W	41895	13.70
K		Beige	CSRL8K-S-W	41896	14.30
L		Teal	CSRL8L-S-W	41935	14.90

Flexco® SR™ Scalloped Edge™ Rivet Hinged Fasteners



HINGE PINS



FOR R2 & R5

(SEE PAGE 58 & 59 FOR ADDITIONAL HINGE PINS.)

BELT WIDTH		ORDERING NUMBER	ITEM CODE	WT. LBS.	ORDERING NUMBER	ITEM CODE	WT. LBS.	ORDERING NUMBER	ITEM CODE	WT. LBS.	ORDERING NUMBER	ITEM CODE	WT. LBS.	ORDERING NUMBER	ITEM CODE	WT. LBS.			
		AC BARE ARMORED CABLE (1/4" dia.)			*ACS BARE ARMORED STAINLESS CABLE (17/64" dia.)			NAC NYLON COVERED ARMORED CABLE (1/4" dia.)			NC NYLON COVERED STEEL CABLE (1/4" dia.)			*NCS NYLON COVERED STAINLESS CABLE (1/4" dia.)					
in.		mm		EACH (One Pin)			EACH (One Pin)			EACH (One Pin)			EACH (One Pin)						
12"	300																		
14"	350																		
16"	400																		
18"	450	AC-18-1	38129	.2				NAC-18-1	38108	.2	NC-12-1	38000	.1						
20"	500										NC-14-1	38001	.1						
24"	600	AC-24-1	38130	.2				NAC-24-1	38109	.2	NC-16-1	38002	.1						
26"	650	AC-26-1	38131	.2				NAC-26-1	38110	.2	NC-18-1	38003	.1						
30"	750	AC-30-1	38132	.3	ACS-30-1	41380	.3	NAC-30-1	38111	.3	NC-20-1	38004	.2						
36"	900	AC-36-1	38133	.3	ACS-36-1	41381	.3	NAC-36-1	38112	.3	NC-24-1	38005	.2	NCS-24-1	38041	.2			
42"	1050	AC-42-1	38134	.4	ACS-42-1	41382	.4	NAC-42-1	38113	.4	NC-30-1	38007	.2	NCS-30-1	38043	.2			
48"	1200	AC-48-1	38135	.4	ACS-48-1	41383	.4	NAC-48-1	38114	.4	NC-36-1	38008	.2	NCS-36-1	38044	.2			
54"	1350	AC-54-1	38136	.5	ACS-54-1	41384	.5	NAC-54-1	38115	.5	NC-42-1	38009	.2	NCS-42-1	38045	.3			
60"	1500	AC-60-1	38137	.5	ACS-60-1	41385	.5	NAC-60-1	38116	.5	NC-48-1	38010	.3	NCS-48-1	38046	.3			
72"	1800	AC-72-1	38138	.6	ACS-72-1	41388	.6	NAC-72-1	38117	.6	NC-54-1	38011	.3	NCS-54-1	38047	.3			
PACKAGE (Ten Pins)				PACKAGE (Ten Pins)				PACKAGE (Ten Pins)				PACKAGE (Ten Pins)				PACKAGE (Ten Pins)			
18"	450	AC-18	40685	1.7				NAC-18	40629	1.7	NC-18	40153	1.3						
24"	600	AC-24	40686	2.3				NAC-24	40631	2.3	NC-24	40155	1.8	NCS-24	40175	1.8			
26"	650	AC-26	40687	2.4				NAC-26	40632	2.4	NC-26	40156	1.8						
30"	750	AC-30	40688	2.8	ACS-30	41354	2.8	NAC-30	40633	2.8	NC-30	40157	2.0	NCS-30	40177	2.0			
36"	900	AC-36	40689	3.4	ACS-36	41355	3.4	NAC-36	40634	3.4	NC-36	40158	2.3	NCS-36	40178	2.3			
42"	1050	AC-42	40691	3.8	ACS-42	41356	3.8	NAC-42	40636	3.8	NC-42	40159	2.6	NCS-42	40179	2.6			
48"	1200	AC-48	40692	4.8	ACS-48	41357	4.8	NAC-48	40637	4.8	NC-48	40160	3.0	NCS-48	40180	3.0			
54"	1350				ACS-54	41358	5.4				NC-54	40161	3.4	NCS-54	40181	3.4			
60"	1500				ACS-60	41359	6.1				NC-60	40162	3.9	NCS-60	40182	3.9			
72"	1800				ACS-72	41363	6.8				NC-72	40163	5.0						
100 FOOT COILS				100 FOOT COILS				100 FOOT COILS				100 FOOT COILS							
											NC-C	39740	8.6	NCS-C	39817	8.6			

FOR R2 & R5

*300 SERIES

BELT WIDTH		ORDERING NUMBER	ITEM CODE	WT. LBS.	ORDERING NUMBER	ITEM CODE	WT. LBS.
		SC BARE STEEL CABLE (1/4" dia.)		*SSC BARE STAINLESS CABLE (7/32" dia.)			
in.		mm		EACH (One Pin)			
18"	450						
24"	600	SC-24-1	38180	.2	SSC-24-1	38199	.2
30"	750	SC-30-1	38182	.3	SSC-30-1	38201	.3
36"	900	SC-36-1	38183	.3	SSC-36-1	38202	.3
38"	950						
40"	1000						
42"	1050	SC-42-1	38184	.4	SSC-42-1	38203	.4
44"	1100						
46"	1150						
48"	1200	SC-48-1	38185	.4	SSC-48-1	38204	.4
54"	1350	SC-54-1	38240	.5	SSC-54-1	38211	.5
60"	1500	SC-60-1	38188	.5	SSC-60-1	38205	.5
72"	1800	SC-72-1	38195	.6	SSC-72-1	38222	.6
PACKAGE (Ten Pins)				PACKAGE (Ten Pins)			
18"	450	SC-18	40201	1.8	SSC-18	40209	1.8
24"	600	SC-24	40202	2.3	SSC-24	40210	2.3
30"	750	SC-30	40204	2.9	SSC-30	40211	2.9
36"	900	SC-36	40205	3.4	SSC-36	40212	3.4
38"	950						
40"	1000						
42"	1050	SC-42	40206	4.0	SSC-42	40213	4.0
44"	1100						
46"	1150						
48"	1200	SC-48	40207	4.6	SSC-48	40214	4.6
54"	1350	SC-54	39808	5.1	SSC-54	39811	5.1
60"	1500	SC-60	39802	5.8	SSC-60	39812	5.8

HINGE PIN RETAINING WASHERS FOR R2, R5, 1/4" DIAMETER NYLON CABLE HINGE PINS ONLY

50 PER PACKAGE

ORDERING NUMBER	ITEM CODE	WT. LBS.
310-RET-50	40135	.3

NOTE: 1/4" inside diameter



- Stock Items (non-shaded) carried in factory inventory.
- Made To Order Items (shaded) allow one week for production. In most cases, the next standard stock item can be adapted to meet your requirements.
- Non-Listed Items are available. Request quote for price and delivery.



Flexco® SR™ Scalloped Edge™ Rivet Hinged Fasteners

HINGE PINS



FOR R5

ORDERING NUMBER	ITEM CODE	WT. LBS.	ORDERING NUMBER	ITEM CODE	WT. LBS.
SC932 BARE STEEL CABLE (9/32" dia.)			*SSC932 BARE STAINLESS CABLE (9/32" dia.)		
EACH (One Pin)			EACH (One Pin)		
SC932-18-1	38348	.4	SSC932-18-1	38349	.4
SC932-24-1	38344	.5	SSC932-24-1	38336	.5
SC932-30-1	38341	.6	SSC932-30-1	38337	.6
SC932-36-1	38342	.7	SSC932-36-1	38338	.7
SC932-38-1	38413	.7	SSC932-38-1	38425	.7
SC932-40-1	38406	.8	SSC932-40-1	38426	.8
SC932-42-1	38343	.8	SSC932-42-1	38339	.8
SC932-44-1	38405	.9	SSC932-44-1	38427	.9
SC932-46-1	38404	.9	SSC932-46-1	38428	.9
SC932-48-1	38345	.9	SSC932-48-1	38340	.9
SC932-54-1	38355	1.0	SSC932-54-1	38429	1.0
SC932-60-1	38351	1.0	SSC932-60-1	38352	1.0
SC932-72-1	38350	1.1	SSC932-72-1	38335	1.1
PACKAGE (Ten Pins)			PACKAGE (Ten Pins)		
SC932-30	38300	5.8	SSC932-30	38320	5.8
SC932-36	38301	7.0	SSC932-36	38321	7.0
SC932-38	38412	7.4	SSC932-38	38420	7.4
SC932-40	38409	7.8	SSC932-40	38417	7.8
SC932-42	38302	8.2	SSC932-42	38322	8.2
SC932-44	38411	8.6	SSC932-44	38419	8.6
SC932-46	38410	8.9	SSC932-46	38418	8.9
SC932-48	38303	9.3	SSC932-48	38323	9.3
SC932-54	38305	9.9	SSC932-54	38325	9.9
SC932-60	38312	10.5	SSC932-60	38317	10.5

*300 SERIES

NOTE:

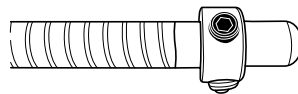
For hinge pin retaining washers for R5 pins, see page 57.


FOR R5-1/2, R6, RAR6LP


BELT WIDTH	ORDERING NUMBER	ITEM CODE	WT. LBS.	ORDERING NUMBER	ITEM CODE	WT. LBS.	
AC6 BARE ARMORED STEEL CABLE (3/8" dia.)				SC6 BARE STEEL CABLE (23/64" dia.)			
EACH (One Pin)				EACH (One Pin)			
in.	mm						
24"	600	AC6-24-1	38164	.7	SC6-38-1	38370	1.1
30"	750	AC6-30-1	38165	.8	SC6-40-1	38371	1.2
36"	900	AC6-36-1	38166	1.0	SC6-42-1	38376	1.2
38"	950	AC6-38-1	38161	1.1	SC6-44-1	38372	1.3
40"	1000	AC6-40-1	38162	1.1	SC6-46-1	38373	1.4
42"	1050	AC6-42-1	38167	1.2	SC6-48-1	38377	1.4
44"	1100	AC6-44-1	38143	1.3	SC6-54-1	38374	1.5
46"	1150				SC6-60-1	38375	1.6
48"	1200	AC6-48-1	38168	1.4	SC6-72-1	38378	2.1
52"					SC6-84-1	38387	2.5
54"	1350	AC6-54-1	38169	1.5			
60"	1500	AC6-60-1	38170	1.7			
72"	1800	AC6-72-1	38171	2.1			
84"	2130						
PACKAGE (Ten Pins)				PACKAGE (Ten Pins)			
24"	600	AC6-24	40707	6.2	SC6-36	38362	10.5
30"	750	AC6-30	40709	8.1	SC6-38	38365	11.0
36"	900	AC6-36	40710	10.0	SC6-40	38366	11.6
38"	950	AC6-38	38403	10.2	SC6-42	38363	12.2
40"	1000	AC6-40	38401	11.0	SC6-44	38367	12.8
42"	1050	AC6-42	40712	12.0	SC6-46	38368	13.4
44"	1100	AC6-44	40713	12.3	SC6-48	38364	14.0
46"	1150						
48"	1200	AC6-48	40714	12.5			
52"	1350						
54"	1350	AC6-54	40716	14.7	SC6-54	38369	15.8
60"	1500	AC6-60	40718	16.2	SC6-60	38380	17.6
72"	1800	AC6-72	40720	19.6	SC6-72	38381	20.9
84"	2130	AC6-84	40721	25.0	SC6-84	38390	25.0

HINGE PIN RETAINING COLLARS

FOR PIN DIAMETER	ORDERING NUMBER	ITEM CODE	WT. LBS.
7/32-9/32	HPRET1	40198	.5
23/64-13/32	HPRET2	40199	.5



 Stock Items (non-shaded) carried in factory inventory.


 Made To Order Items (shaded) allow one week for production. In most cases, the next standard stock item can be adapted to meet your requirements.

Non-Listed Items are available. Request quote for price and delivery.

Flexco® SR™ Scalloped Edge™ Rivet Hinged Fasteners



HINGE PINS



**FOR R5-1/2, R6,
RAR6LP & RAR8**

FOR R6, RAR6LP

FOR R9

ORDERING NUMBER	ITEM CODE	WT. LBS.
*ACS6 BARE ARMORED STAINLESS CABLE (3/8" dia.)		
EACH (One Pin)		
ACS6-36/900-1	39274	1.0
ACS6-40-1	39280	1.1
ACS6-42-1	39275	1.2
ACS6-46-1	39281	1.3
ACS6-48-1	39276	1.3
ACS6-52-1	39282	1.4
ACS6-54-1	39277	1.5
ACS6-60-1	39278	1.7
ACS6-72-1	39279	2.1
ACS6-84-1	39283	2.5
PACKAGE (Ten Pins)		
ACS6-36/900	39300	10.0
ACS6-40	39307	11.0
ACS6-42	39301	12.0
ACS6-46	39308	12.3
ACS6-48	39302	3.4
ACS6-52	39306	14.0
ACS6-54	39303	15.8
ACS6-60	39304	17.6
ACS6-72	39305	20.9
ACS6-84	39309	25.0

ORDERING NUMBER	ITEM CODE	WT. LBS.
NAC6 NYLON COVERED ARMORED CABLE (13/32" dia.)		
EACH (One Pin)		
NAC6-24-1	38144	.7
NAC6-30-1	38145	.8
NAC6-36-1	38146	1.0
NAC6-38-1	40940	1.1
NAC6-40-1	40941	1.1
NAC6-42-1	38147	1.2
NAC6-44-1	40942	1.3
NAC6-46-1	40943	1.4
NAC6-48-1	38148	1.4
NAC6-54-1	38149	1.5
NAC6-60-1	38150	1.7
NAC6-72-1	38151	2.1
NAC6-84-1	38154	2.4
PACKAGE (Ten Pins)		
NAC6-24	40654	6.5
NAC6-30	40657	8.3
NAC6-36	40659	10.0
NAC6-38	40681	10.2
NAC6-40	40670	11.0
NAC6-42	40661	11.8
NAC6-44	40680	12.3
NAC6-46	40679	12.9
NAC6-48	40663	13.5
NAC6-54	40665	15.0
NAC6-60	40667	17.0
NAC6-72	40669	20.1
NAC6-84	40671	24.4

BELT WIDTH	ORDERING NUMBER	ITEM CODE	WT. LBS.
*NCS NYLON COVERED STAINLESS CABLE (5/8" dia.)			
EACH (One Pin)			
in.	mm		
48"	1200	NCS962-48-1	53234 2.2
54"	1350	NCS962-54-1	53235 2.4
60"	1500	NCS962-60-1	53236 2.7
72"	1800	NCS962-72-1	53237 3.3
84"	2130	NCS962-84-1	53238 3.8

ORDERING NUMBER	ITEM CODE	WT. LBS.
NCS NYLON COVERED STAINLESS CABLE (3/4" dia.)		
EACH (One Pin)		
NCS975-48-1	53255	3.1
NCS975-54-1	53256	3.5
NCS975-60-1	53257	4.0
NCS975-72-1	53258	4.8
NCS975-84-1	53259	5.6

***300 SERIES**

Stock Items (non-shaded) carried in factory inventory.

Made To Order Items (shaded) allow one week for production. In most cases, the next standard stock item can be adapted to meet your requirements.

Non-Listed Items are available. Request quote for price and delivery.



Flexco® SR™ Scalloped Edge™ Rivet Hinged Fasteners

INSTALLATION TOOLS

Multiple Rivet Applicator Tool

MSRT APPLICATOR COMPLETE

(Includes two SR700 Multiple Guide Blocks, two SR759 Multiple Drive Rods, two 4 lb. Hammers, Lubricant and one Canvas Carry Bag.)

(NOTE: For installation of R5, R5-1/2, and R6 Fasteners.)

BELT WIDTH		ORDERING NUMBER	ITEM CODE	WT. LBS.
in.	mm			
30"	750	MSRT-30	41041	63.0
36"	900	MSRT-36	41042	70.0
42"	1050	MSRT-42	41043	77.0
48"	1200	MSRT-48	41044	85.0
60"	1500	MSRT-60	41046	93.0
72"	1800	MSRT-72	41047	100.0
84"	2130	MSRT-84	41048	110.0

MSRT8 APPLICATOR COMPLETE

(NOTE: Installs R6, RAR6 & RAR8 fasteners only.)

BELT WIDTH		ORDERING NUMBER	ITEM CODE	WT. LBS.
in.	mm			
48"	1200	MSRT8-48	41032	85.0
60"	1500	MSRT8-60	41033	93.0
72"	1800	MSRT8-72	41034	100.0
84"	2130	MSRT8-84	41035	110.0

MSRT9 APPLICATOR COMPLETE

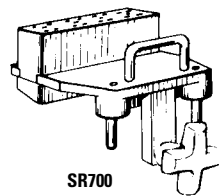
(NOTE: Installs R9 fasteners only.)

BELT WIDTH		ORDERING NUMBER	ITEM CODE	WT. LBS.
in.	mm			
48"	1200	MSRT9-48	40994	82.0
60"	1500	MSRT9-60	40995	98.0
72"	1800	MSRT9-72	40996	114.0
84"	2130	MSRT9-84	40997	121.0

NOTE: Guide blocks cannot be used with rivet sizes J, K and L.

MULTIPLE RIVET DRIVER COMPONENTS

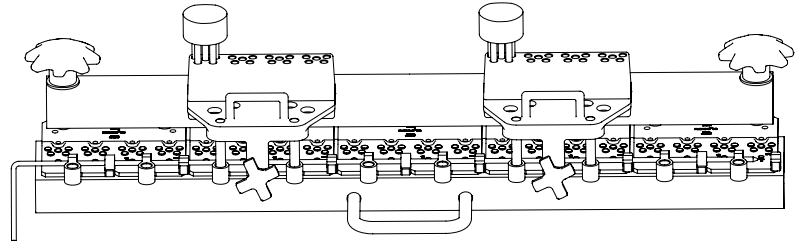
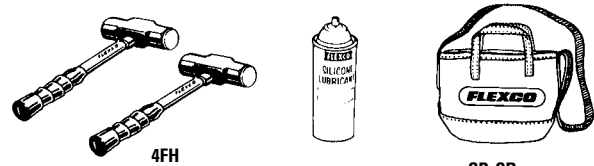
DESCRIPTION	ORDERING NUMBER	ITEM CODE	WT. LBS.
Multiple Guide Block	SR700	41054	3.0
Multiple 5 Prong Drive Rod	SR759	41055	1.0
Multiple Guide Block - For R8	SR800	41050	5.1
8 Prong Drive Rod	SR859-8	41068	1.2
Multiple Guide Block - For R9	SR900	41045	7.0
2 Prong Drive Rod	SR759-2	41058	.9
Silicone Lubricant	SL5-1	30932	1.4
Four lb. Hammer	4FH	30435	5.3
Six lb. Hammer	6FH	30375	7.3
Canvas Bag	SR-CB	41031	1.3



SR700



SR759



ALUMINUM MSRT APPLICATOR COMPLETE

(Includes two SR700 Multiple Guide Blocks, two SR759 Multiple Drive Rods, two 4 lb. Hammers, Lubricant and one Canvas Carry Bag.)

BELT WIDTH		ORDERING NUMBER	ITEM CODE	WT. LBS.
in.	mm			
30"	750	MSRT-30-AL	40771	57.0*
36"	900	MSRT-36-AL	40773	63.0
42"	1050	MSRT-42-AL	40775	69.0
48"	1200	MSRT-48-AL	40776	76.0
60"	1500	MSRT-60-AL	40782	89.0
72"	1800	MSRT-72-AL	40783	105.0
84"	2130	MSRT-84-AL	40784	121.0*
96"	2430	MSRT-96-AL	40785	137.0*

ALUMINUM MSRT8 APPLICATOR COMPLETE

(NOTE: Installs R6, RAR6 & RAR8 fasteners only.)

BELT WIDTH		ORDERING NUMBER	ITEM CODE	WT. LBS.
in.	mm			
48"	1200	MSRT8-48-AL	41115	76.0
60"	1500	MSRT8-60-AL	41116	89.0
72"	1800	MSRT8-72-AL	41117	105.0
84"	2130	MSRT8-84-AL	41118	121.0*
96"	2430	MSRT8-96-AL	41119	137.0*

* Estimated weight



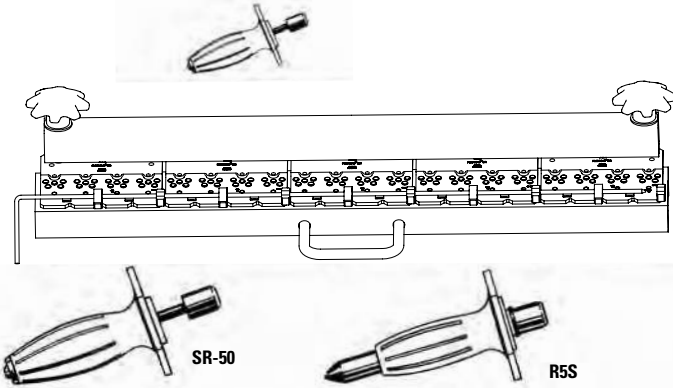
INSTALLATION TOOLS

Single Rivet Applicator Tool

SRTA APPLICATOR COMPLETE

(Includes one SR-50 Driver Tool Complete)
(NOTE: For installation of R5, R5-1/2, and R6 Fasteners.)

BELT WIDTH		ORDERING NUMBER	ITEM CODE	WT. LBS.
in.	mm			
30"	750	SRTA-30	41213	35.0
36"	900	SRTA-36	41214	41.8
42"	1050	SRTA-42	41215	48.6
48"	1200	SRTA-48	41216	55.8
60"	1500	SRTA-60	41218	69.8
72"	1800	SRTA-72	41219	83.0
84"	2130	SRTA-84	41220	85.2



SINGLE RIVET DRIVER TOOL

DESCRIPTION	ORDERING NUMBER	ITEM CODE	WT. LBS.
Driver Tool Complete	SR-50	40510	.8
Drive Rod	SR5-7	40517	.3

METAL TOOL BOX FOR SR™ and BR™ APPLICATOR TOOLS

DESCRIPTION	ORDERING NUMBER / ITEM CODE	WT. LBS.
36" Tool Box	40988	41.2
42" or 48" Tool Box	40990	48.2
60" Tool Box	40991	73.0

RIVET SET*

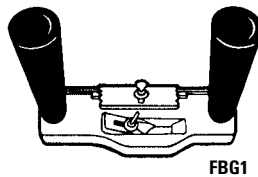
ORDERING NUMBER	ITEM CODE	WT. LBS.
R5S	40348	1.9

*If no SRTA Application Tool is available, fasteners may be installed with an R5S Flexco Rivet Set. See Instruction Sheet No. RH315.

FLEXCO® BELT GROOVER

(7/16" WIDE GROOVE PATH)

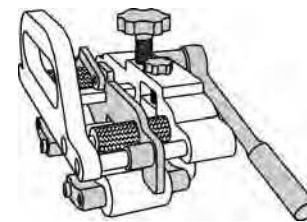
ORDERING NUMBER	ITEM CODE	WT. LBS.
FBG1	31978	1.8
EXTRA BLADES		
HSP3	31980	.1



FLEXCO® FSK™ BELT SKIVER


Width of Skive 2½" (64mm)


DESCRIPTION	ORDERING NUMBER	ITEM CODE	WT. LBS.
Skiver Complete with Standard Blade	FSK-2	32051	20.7
Sharpening Stone		31987	0.5
STK Tool Box		50009	5.4
REPLACEMENT PARTS			
Skiver Blade-Standard	FSK-1B	31996	0.3
Skiver Blade-High Wear	FSK-1BA	31999	0.3
Skiver Ratchet Assembly	FSK-1R	31991	1.8
Skiver Chain	FSK-1C	31992	0.4
Skiver Sprocket	FSK-1S	31993	0.2
Skiver Fence Assembly	FSK-2F	32056	1.1
Replacement Front Drive Roller Assembly	FSK2-FDRA	32052	0.6



BELT CUTTERS

Please refer to page 78.

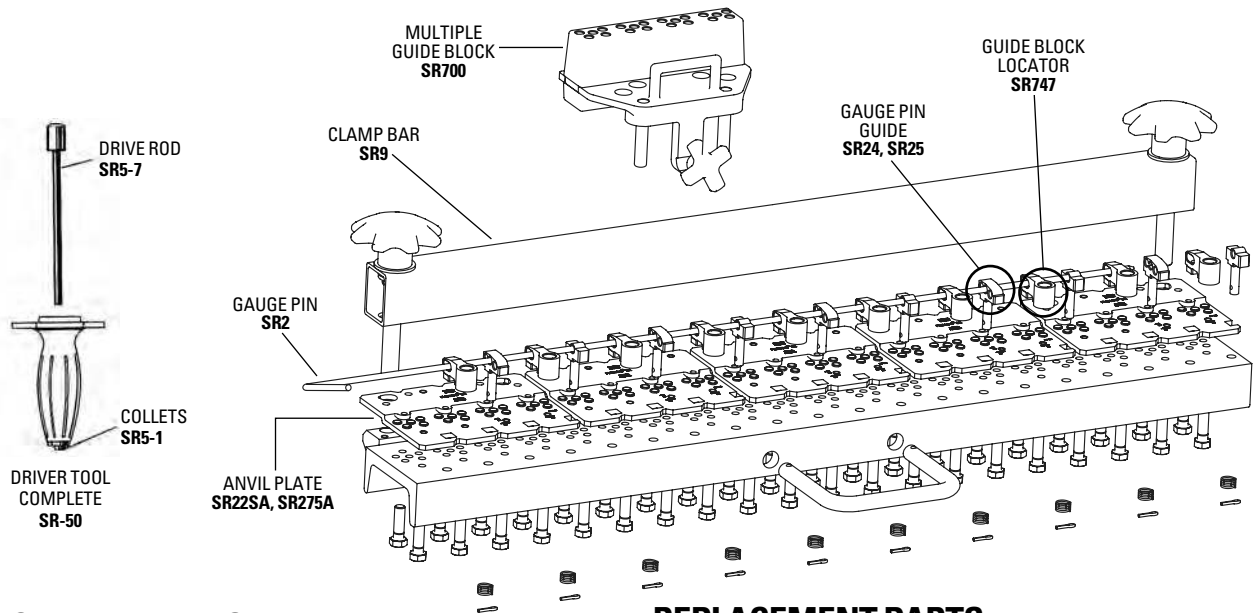
 **Stock Items** (non-shaded) carried in factory inventory.

 **Made To Order Items** (shaded) allow one week for production. In most cases, the next standard stock item can be adapted to meet your requirements.

Non-Listed Items are available. Request quote for price and delivery.



Flexco® SR™ Scalloped Edge™ Rivet Hinged Fasteners



REPLACEMENT PARTS FOR SRT, SR TA, MSRT TOOLS

DESCRIPTION	ORDERING NUMBER	ITEM CODE	WT. LBS.
Gauge Pin Guide with Spring and Cotter Pin	SR24	40503	.1
Gauge Pin Guide with Spring and Cotter Pin- for MSRT8	SR25	40504	.1
Stepped Anvil Plate Complete-for MSRT	SR22SA	40652	1.7
Stepped Anvil Plate Complete-for MSRT8	SR27SA	41778	1.7
Anvil Plate Screws (50/Package)	BRPS	40908	.7
Tightening Bolt Complete	SR23	40502	.2
Rivet Guide Locator Assembly	SR747	41056	.2
Clamping Screw	SR757	41057	.1
Collets-Set of Two	SR5-1	40511	.1
Gauge Pin for 30" Tool	SR2-30	40482	.5
Gauge Pin for 36" Tool	SR2-36	40483	.6
Gauge Pin for 42" Tool	SR2-42	40484	.7
Gauge Pin for 48" Tool	SR2-48	40485	.8
Gauge Pin for 60" Tool	SR2-60	40487	1.0
Gauge Pin for 72" Tool	SR2-72	40488	1.2
Gauge Pin for 84" Tool	SR2-84	40489	1.5
Clamp Bar for 30" Tool	SR9-30	40493	3.8
Clamp Bar for 36" Tool	SR9-36	40494	4.1
Clamp Bar for 42" Tool	SR9-42	40495	5.3
Clamp Bar for 48" Tool	SR9-48	40496	6.2
Clamp Bar for 60" Tool	SR9-60	40498	6.8
Clamp Bar for 72" Tool	SR9-72	40499	7.5
Clamp Bar for 84" Tool	SR9-84	40497	7.9

See Spare Parts Sheet FR-320.

REPLACEMENT PARTS FOR ALUMINUM MSRT TOOL

DESCRIPTION	ORDERING NUMBER	ITEM CODE	WT. LBS.
Guide Locator	SR747-AL	43022	.2
Gauge Pin Guide	SR25-AL	43023	.1
Gauge Pin Guide	SR24-AL	43024	.1
Anvil Plate-5 Hole	SR22-AL	43025	1.7
Anvil Plate-8 Hole	SR27-AL	43026	2.5
Anvil Plate Screws	SRPS-AL	43027	.7
Clamp Bar Bolt	SR23-AL	43028	.2
Gauge Pin for 30" Tool	SR2-30-AL	43038	.5
Gauge Pin for 36" Tool	SR2-36-AL	43039	.6
Gauge Pin for 42" Tool	SR2-42-AL	43040	.7
Gauge Pin for 48" Tool	SR2-48-AL	43041	.8
Gauge Pin for 60" Tool	SR2-60-AL	43042	1.0
Gauge Pin for 72" Tool	SR2-72-AL	43043	1.2
Gauge Pin for 84" Tool	SR2-84-AL	43044	1.5
Gauge Pin for 96" Tool	SR2-96-AL	43045	2.0
Clamp Bar Nut W/Screws	SR91-AL	43029	.5
Cambored Clamp Bar Assembly for 30" Tool	SR9-30-AL	43030	3.8
Cambored Clamp Bar Assembly for 36" Tool	SR9-36-AL	43031	4.1
Cambored Clamp Bar Assembly for 42" Tool	SR9-42-AL	43032	5.3
Cambored Clamp Bar Assembly for 48" Tool	SR9-48-AL	43033	6.2
Cambored Clamp Bar Assembly for 60" Tool	SR9-60-AL	43034	6.8
Cambored Clamp Bar Assembly for 72" Tool	SR9-72-AL	43035	7.5
Cambored Clamp Bar Assembly for 84" Tool	SR9-84-AL	43036	7.9
Cambored Clamp Bar Assembly for 96" Tool	SR9-96-AL	43037	8.5

CAMBERED CLAMP BAR ACCESSORIES

End Anvil Plate	SR22SAE	41960	1.70
Middle Anvil Plate	SR22SAM	41961	1.70
MSRT8 End Anvil Plate	SR27SAE	41962	1.70
MSRT8 Middle Anvil Plate	SR27SAM	41963	1.70

See Spare Parts Sheet X2090

PARTS REQUIRED TO SPAN THE ENTIRE WIDTH OF SR TA OR MSRT TOOLS

BELT WIDTH		SR700	SR747	SR24	SR25	SR22SA
in.	mm.	MULTIPLE GUIDE BLOCKS	RIVET GUIDE LOCATOR ASSEMBLIES	GAUGE PIN GUIDE	GAUGE PIN GUIDE	ANVIL PLATE COMPLETE
30	750	5	10	4	5	5
36	900	6	12	5	6	6
42	1050	7	14	6	7	7
48	1200	8	16	7	8	8
60	1500	10	20	9	10	10
72	1800	12	24	11	12	12
84	2130	14	28	13	14	14

- Stock Items** (non-shaded) carried in factory inventory.
- Made To Order Items** (shaded) allow one week for production. In most cases, the next standard stock item can be adapted to meet your requirements.
- Non-Listed Items** are available. Request quote for price and delivery.



POWER INSTALLATION TOOLS

ELECTRIC POWERED RIVET DRIVER KIT

(*Kit includes Driver, two Custom Drive Rods, Convenient Carrying Case)

DESCRIPTION	ORDERING NUMBER	ITEM CODE	WT. LBS.
Standard Kit *	EPRDVK-1	41077	15.0
Replacement Drive Rod	EPRDVS-DR	41078	2.0

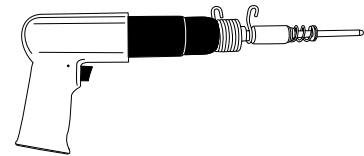
- For use with standard 110 volt electric
- Works with standard MSRT application tool and guide block



AIR POWERED RIVET DRIVER

DESCRIPTION	ORDERING NUMBER	ITEM CODE	WT. LBS.
Air Powered Rivet Driver-Complete*	PTRDK	41835	5.0
REPLACEMENT PARTS			
Air Powered Rivet Driver	PTAH	41834	4.5
Retaining Spring	PTRD-RS	41837	0.3
Drive Rod with Hold Down Spring and Washer	PTRD-DR	41777	1.0
Hold Down Spring and Washer	DR-SW	41836	0.1

- Requires a minimum 90 psi for operation
- Works with standard MSRT application tool and guide block



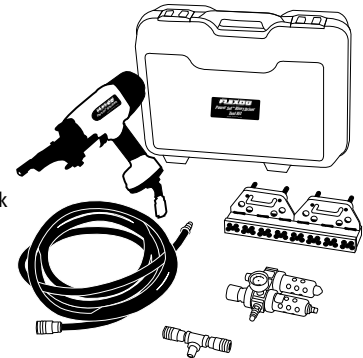
* Includes Air Powered Rivet Driver, Retaining Spring, and Drive Rod with Hold Down Spring and Washer.

POWER SET™ RIVET DRIVER

(Includes one Power Set™ Rivet Driver, one regulator/filter/lubricator with fittings, 25 foot air hose with/fittings, steel guide block, and a special "tee" fitting for multiple Power Set capability in a plastic carrying case.)

DESCRIPTION	ORDERING NUMBER	ITEM CODE	WT. LBS.
Power Set Kit for R5, R5-1/2, & R6	MPSK5	43018	34.0
Power Set Kit for RAR8	MPSK8	43019	37.0

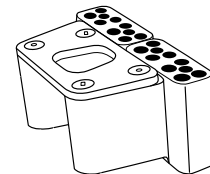
- For use with compressed air
- Works with Power Set steel guide block and standard MSRT application tool



STEEL GUIDE BLOCK ASSEMBLIES FOR THE HILTI DX 460-SR POWDER ACTUATED INSTALLATION TOOL

DESCRIPTION	ORDERING NUMBER	ITEM CODE	WT. LBS.
Single Block-for one collated rivet strip	HRD-GB5-4	43020	10.0
Double Block-for two collated rivet strips	HRD-GB5-8	43021	20.0
Double Block-for eight pattern collated rivet strips	HRD-GB8-8	43059	25.6

- For use with the Hilti DX 460-SR Powder Actuated tool and special steel guide block assembly
- Works with standard MSRT application tool and special steel guide block



Purchase the Hilti DX 460-SR from Hilti Mining.



Phone: 1-800-950-6614

Fax: 1-800-950-6610

- Fully-automatic, .27 caliber powder-actuated fastening tool with power adjustment dial and automatic cartridge advance and piston return
- Approved for use in underground gassy mines - MSHA approval record: MSHA PAD-1/02





How Flexco® Bolt Solid Plate Fasteners Work

Strength of this fastener is derived from the compression of the plates, mounted above and below the belt, with high tensile strength bolts. This "compression" distributes the splice tension across the full width of each fastener plate. The holding ability is, thereby, increased by not solely relying upon the bolts to resist pull-out.

Additional strength and resistance to pull-out is obtained from the specially formed teeth on each plate. These teeth imbed deep into the belt carcass, without damaging the carcass fibers.

A tight butt splice is achieved through the exaggerated bolt hole spacing in the templet which forces the belt end together. Flexco® Bolt Solid Plate Fasteners permit natural conformance with troughing or transition idlers.

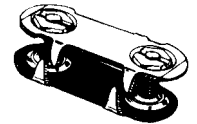
140, 190 and 2-1/2 size fasteners are specifically designed for thinner belting, allowing increased compression, greater reach-back, and more fastener plates per belt width.

Applications	Installation Method	What You Need for Installation
Higher-tension main haulage belts in <ul style="list-style-type: none"> • Coal • Hard-Rock Mining • Foundries • Grain Elevators • Aggregate Plants • Steel Mills 	Holes are punched in belt quickly and accurately with a templet and boring tool. Fasteners are installed on-site with portable, hand, or power tools.	<ul style="list-style-type: none"> • Fastener Plates • Bolts & Nuts • Templet • Belt Punch • Wrench • Bolt Horn • Flexco Installation Tool • Impact Tool or Carpenter's Brace
How to Specify the Correct Flexco® Bolt Solid Plate Fastener	Fastener Metal Selection	Hinge Pin Selection
<ol style="list-style-type: none"> 1. Determine Belt Tension (PIW). 2. Measure your Belt Thickness. 3. Measure the Diameter of the Smallest Pulley in your Drive with Belt Wrap more than 90°. 4. Choose the fastener size that is appropriate for your specifications in the selection chart below. 	<p>Steel. For most applications, steel is recommended.</p> <p>MegAlloy®. For superior resistance to wear and abrasion.</p> <p>Stainless Steel. Type 316 Stainless Steel provides extra resistance to abrasion, magnetic attraction and corrosion from acids and chemicals.</p> <p>Everdur®. Spark-free material compared to steel and fully non-magnetic.</p> <p>Flexco®VP®. Rubber covered steel top plates.</p> <p>Promal. For superior abrasion resistance. Some minor chemical and corrosion resistance.</p>	No Hinge Pin Required.

Flexco® Bolt Solid Plate Fastener Selection Chart

Fastener Size	For Belts With Mechanical Fastener Ratings Up To:		Belt Thickness Range		Recommended Min. Pulley Diameter (90°)					
					Operating Tension 75-100% of Belt Rating		Operating Tension 50-75% of Belt Rating		Operating Tension Under 50% of Belt Rating	
	P.I.W.	kN/m	in.	mm	in.	mm	in.	mm	in.	mm
1	150	30	3/16-7/16	5-11	12	300	10	260	8	200
140*, 140VP	225	40	3/16-7/16	5-11	14	360	12	300	10	250
190, 190VP	375	65	5/16-9/16	8-14	18	460	16	410	14	360
1-1/2	300	50	7/16-11/16	11-17	18	460	16	410	14	360
2, 2VP	440	75	9/16-13/16	14-21	30	760	28	710	24	610
2-1/4	620	105	9/16-1-3/16	14-30	36	920	34	860	34	860
2-1/2	450	75	3/4-1	19-25	42	1070	42	1070	42	1070
3	560	100	15-16 & over	24 & over	48	1220	48	1220	48	1220

Flexco® Bolt Solid Plate Fasteners



FASTENERS

"E" BOX 25 FASTENER SETS

Exclusive Piloted Bolt Design Simplifies Installation:

The new piloted bolt is currently being phased in to replace standard bolt designs. To order the new piloted bolts as they become available, use standard bolt ordering numbers.

ORDERING NUMBER	ITEM CODE	ORDERING NUMBER	ITEM CODE	ORDERING NUMBER	ITEM CODE	ORDERING NUMBER	ITEM CODE	WT. LBS.
STEEL		MEGALLOY® TOP & BOTTOM PLATES, STEEL BOLTS & NUTS		STAINLESS – 300 SERIES		EVERDUR		
1E	20002	140EMAP	20364	140ES	20034	140EE	20090	2.9
140E	20000	190EMAP	20365	190ES	20035	190EE	20091	4.6
190E	20001							4.8
1-1/2E	20004	1-1/2EMAP	20366	1-1/2ES	20038	1-1/2EE	20094	5.9
2E	20005	2EMAP	20367	2ES	20039	2EE	20095	8.0
2-1/4E	20006	2-1/4EMAP	20368	2-1/4ES	20040	2-1/4EE	20096	10.8
2-1/2*	20007							6.4
3*	20008							7.0

*10 Fastener Sets

"E" BOX 25 FASTENER SETS

ORDERING NUMBER	ITEM CODE	ORDERING NUMBER	ITEM CODE	ORDERING NUMBER	ITEM CODE	ORDERING NUMBER	ITEM CODE	WT. LBS.
PROMAL TOP PLATES BALANCE STEEL		MEGALLOY® TOP PLATES BALANCE STEEL		300 SERIES STAINLESS TOP PLATES, BALANCE STEEL		1/8" RUBBER-COVERED T.P. BALANCE STEEL		
140EP	20164	140EMA	20330	140EST	20118			
1-1/2EP	20168	190EMA	20331	190EST	20119			
2EP	20169	1-1/2EMA	20334	1-1/2EST	20122			
		2EMA	20335	2EST	20123			
		2-1/4EMA	20336	2-1/4EST	20124	2-1/4ERCT	20191	10.3

"C" BUCKET (100 FASTENER SETS – BOTTOM PLATES PRE-ASSEMBLED)

ORDERING NUMBER	ITEM CODE	ORDERING NUMBER	ITEM CODE	ORDERING NUMBER	ITEM CODE	WT. LBS.
STEEL		MEGALLOY® TOP PLATES BALANCE STEEL		MEGALLOY® TOP & BOTTOM PLATES, STEEL BOLTS & NUTS		
1C	20014	1CMA	20327	140CMAP	20370	10.9
140C	20012	140CMA	20340	190CMAP	20371	15.7
190C	20013	190CMA	20341			18.5
1-1/2C	20016	1-1/2CMA	20344	1-1/2CMAP	20372	21.9
2C	20017	2CMA	20345	2CMAP	20373	30.3
2-1/4C	20018	2-1/4CMA	20346			42.3
2-1/2C*	20019					64.0
3C*	20020					69.0

*Packaged in Cartons.

NOTE: Stainless and Everdur fastener sets are also available in "C" Buckets.

FASTENER SETS

REQUIRED FOR VARIOUS BELT WIDTHS

BELT WIDTH	FASTENER SIZE 1, 140 & 190		FASTENER SIZE 1-1/2, 2 & 2-1/4				FASTENER SIZE 2-1/2 & 3						
			90°		45°		90°		45°				
	in.	mm	in.	mm	in.	mm	in.	mm	in.	mm			
12	300	10	9	12	12	8	8	9	10	6	6	7	7
18	450	15	14	19	19	12	11	15	15	9	9	12	12
24	600	20	19	26	26	16	15	21	21	12	13	17	16
30	750	25	24	33	33	20	19	27	27	16	16	21	21
36	900	30	29	41	40	24	23	33	32	19	19	26	26
	1000		32		45		26		36		21		29
42	1050	35	34	48	47	28	27	39	38	22	21	31	30
48	1200	40	39	55	54	32	31	44	43	26	26	35	35
54	1350	45	44	63	61	36	35	48	49	29	29	40	40
60	1500	50	49	69	68	40	39	56	55	32	32	44	44
72	1800	61	59	83	82	48	49	68	65	39	39	53	53

NOTE: Required fastener sets may vary from those listed depending on exact fastener size.

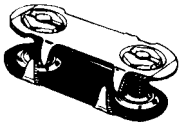
FLEXCO® VP™ FASTENERS

RUBBER COVERED TOP PLATES BALANCE STEEL				RUBBER COVERED TOP PLATES MEGALLOY® BOTTOM PLATES			
BOX*				BOX*			
ORDERING NUMBER	ITEM CODE	PLATES PER STRIP	STRIPS PER BOX	ORDERING NUMBER	ITEM CODE	PLATES PER STRIP	STRIPS PER BOX
140VP	20057	6	5	140VPMA	20081	6	5
190VP	20056	6	5	190VPMA	20060	6	5
2VP	20058	4	6				
BUCKET				BUCKET			
140VPB	20061	6	16	140VPBMA	20082	6	16
190VPB	20059	6	16	190VPBMA	20080	6	16
2VPB	20083	4	24				

* Box quantities provide enough fasteners to splice a 36" (900mm) belt.



- Stock Items** (non-shaded) carried in factory inventory.
- Made To Order Items** (shaded) allow one week for production. In most cases, the next standard stock item can be adapted to meet your requirements.
- Non-Listed Items** are available. Request quote for price and delivery.



Flexco® Bolt Solid Plate Fasteners

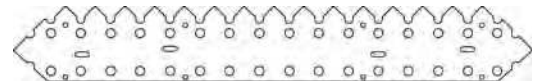
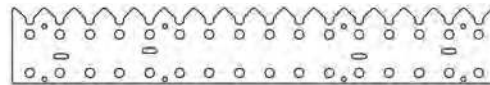
INSTALLATION TOOLS


90° TEMPLETS


BELT WIDTH		ORDERING NUMBER	ITEM CODE	ORDERING NUMBER	ITEM CODE	ORDERING NUMBER	ITEM CODE	WT. LBS.
in.	mm	1		140		190		
12"	300	1-12	30516	140-12	30483	190-12	30500	1.3
14"	350	1-14	30517	140-14	30484	190-14	30501	1.5
16"	400	1-16	30518	140-16	30485	190-16	30502	1.7
18"	450	1-18	30519	140-18	30486	190-18	30503	1.9
20"	500	1-20	30520	140-20	30487	190-20	30504	2.1
24"	600	1-24	30521	140-24	30488	190-24	30505	2.6
26"	650					190-26	30506	2.6
28"	700					190-28	30507	3.0
30"	750	1-30	30524	140-30	30491	190-30	30508	3.3
36"	900	1-36	30525	140-36	30492	190-36	30509	3.9
42"	1050	1-42	30526	140-42	30493	190-42	30510	4.5
48"	1200	1-48	30527	140-48	30494	190-48	30511	4.8
60"	1500					190-60	30513	5.9
				1-1/2		2		
12"	300			1-1/2-12	30548	2-12	30564	1.2
18"	450			1-1/2-18	30551	2-18	30567	1.9
20"	500			1-1/2-20	30552			1.8
24"	600			1-1/2-24	30553	2-24	30569	2.5
30"	750			1-1/2-30	30556	2-30	30572	3.1
36"	900			1-1/2-36	30557	2-36	30573	3.8
42"	1050			1-1/2-42	30558	2-42	30574	4.4
48"	1200			1-1/2-48	30559	2-48	30575	5.2
54"	1350			1-1/2-54	30560	2-54	30576	5.6
60"	1500			1-1/2-60	30561	2-60	30577	6.6
72"	1800			1-1/2-72	30562	2-72	30578	7.2
2-1/4				2-1/2		3		
20"	500			2-1/2-20	30600			2.9
24"	600	2-1/4-24	30585	2-1/2-24	30601			3.5
30"	750	2-1/4-30	30588	2-1/2-30	30604			4.4
36"	900	2-1/4-36	30589	2-1/2-36	30605	3-36	30620	5.3
42"	1050	2-1/4-42	30590	2-1/2-42	30606	3-42	30621	6.2
48"	1200	2-1/4-48	30591	2-1/2-48	30607	3-48	30622	7.1
54"	1350	2-1/4-54	30592	2-1/2-54	30608			7.9
60"	1500	2-1/4-60	30593	2-1/2-60	30609	3-60	30624	8.8
72"	1800	2-1/4-72	30594	2-1/2-72	30610	3-72	30625	10.6

45° TEMPLETS

ORDERING NUMBER	ITEM CODE	ORDERING NUMBER	ITEM CODE	ORDERING NUMBER	ITEM CODE	WT. LBS.
1		140		190		
1-12-45	30673					1.1
1-18-45	30676			190-18-45	30661	2.3
1-24-45	30678	140-24-45	30647	190-24-45	30663	3.0
1-30-45	30681	140-30-45	30650	190-30-45	30666	3.7
1-36-45	30682	140-36-45	30651	190-36-45	30667	4.5
		140-42-45	30652	190-42-45	30668	5.2
1-48-45	30684	140-48-45	30653	190-48-45	30669	6.0
		140-60-45	30655	190-60-45	30671	7.5
		1-1/2		2		
		1-1/2-18-45	30707			2.0
		1-1/2-24-45	30709	2-24-45	30725	3.0
		1-1/2-30-45	30712	2-30-45	30728	3.7
		1-1/2-36-45	30713	2-36-45	30729	5.3
		1-1/2-42-45	30714	2-42-45	30730	5.2
		1-1/2-48-45	30715			6.0
		1-1/2-60-45	30717	2-60-45	30733	7.5

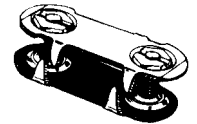


 **Stock Items** (non-shaded) carried in factory inventory.

 **Made To Order Items** (shaded) allow one week for production. In most cases, the next standard stock item can be adapted to meet your requirements.



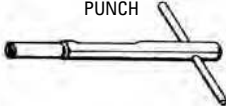




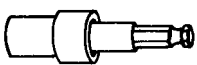

Non-Listed Items are available. Request quote for price and delivery.

Flexco® Bolt Solid Plate Fasteners



INSTALLATION TOOLS

HAND & POWER TOOLS

	DESCRIPTION	FOR FASTENER NUMBER	ORDERING NUMBER	ITEM CODE	WT. LBS.
HAND TOOLS	BOLT HORN 		2BH	30480	.1
	BOLT BREAKER (Two Per Package) 		110	30474	1.2
		1½, 2, 2¼ & RP2	112*	30475	1.4
		2½ & 3	113*	30479	2.0
	PUNCH 		P1P	30460	.1
1½, 2, 2¼ & RP2		P2P	30461	.2	
2½ & 3		P3P	30462	.3	
BORING BIT 		B1B	30468	.1	
	1½, 2, 2¼ & RP2	B2B	30469	.1	
	2½ & 3	B3B	30470	.1	
WRENCH 		S1S**	30442	.2	
	1½, 2, 2¼ & RP2	S2S	30443	.2	
	2½ & 3	S3S	30444	.2	
POWER TOOLS	POWER PUNCH 		HP1	30463	.2
		1½, 2, 2¼ & RP2	HP2	30464	.2
		2½ & 3	HP3	30465	.2
	POWER BORING BIT 		HB1	30471	.1
		1½, 2, 2¼ & RP2	HB2	30472	.1
		2½ & 3	HB3	30473	.1
	POWER WRENCH 	GREEN	1,140,190 & RP1	HW1**	30447
RED		1½, 2, 2¼ & RP2	HW2	30448	.3
BLUE		2½ & 3	HW3	30449	.4
QUICK CHANGE CHUCK 			5552	30481	.4

* Sizes 112 & 113 are straight bolt breakers – no bend.

** For use with slotted nuts only.

NAILS FOR TEMPLETS

FOR USE WITH TEMPLETS	ORDERING NUMBER	ITEM CODE	WT. LBS.	NAILS/PKG. (Approx.)
#1, 140, 1-1/4 & 190	6D	30436	1.0	142
#1-1/2, 2, 2-1/4, 2-1/2 & 3	8D	30437	1.0	90

FLEXCO-LOK®

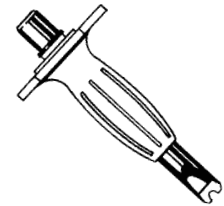
Belt tape 100' per carton

FASTENER SIZE	ORDERING NUMBER	ITEM CODE	WT. LBS.	TAPE WIDTH
Nos. 140, 1	FL7C	30888	.8	7/16"
Nos. 190	FL11C	30889	1.0	11/16"
1-1/2, 2, 2-1/4				



CRACKING CHISEL


NUT SIZE	ORDERING NUMBER	ITEM CODE	WT. LBS.
1, 140 or 190	C1C	30438	1.2
1-1/2, 2, 2-1/4	C2C	30439	1.2
2-1/2-3	C3C	30603	1.6



FLEXCO® BELT GROOVER

(7/16" wide groove path)

ORDERING NUMBER	ITEM CODE	WT. LBS.
FBG1	31978	1.8
EXTRA BLADES		
HSP3	31980	.1



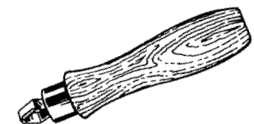
FLEXCO® SILICONE LUBRICANT

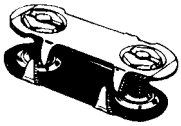
ORDERING NUMBER	ITEM CODE	PKG. QTY.	WT. LBS.
SL5-1	30932	1	1.4



FLEXCO® BELT IDENTIFICATION TOOL

ORDERING NUMBER	ITEM CODE	WT. LBS.
BT-1	31075	.06





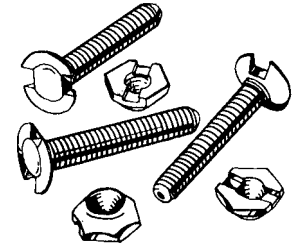
Flexco® Bolt Solid Plate Fasteners

Exclusive Piloted Bolt Design Simplifies Installation:

The new piloted bolt is currently being phased in to replace standard bolt designs. To order the new piloted bolts as they become available, use standard bolt ordering numbers.

EXTRA BOLTS PER 100

FOR FASTENER NUMBER	ORDERING NUMBER / ITEM CODE	ORDERING NUMBER / ITEM CODE	ORDERING NUMBER / ITEM CODE	WT. LBS.
	STEEL	STAINLESS - 300 SERIES	EVERDUR	
1	20391			
140 & 190	20399	20400	20397	2.4
RP1	20398		20397	2.1
1-1/2, 2 & RP2	20406	20407	20409	4.1
2-1/4	20410	20411	20412	4.8
2-1/2 & 3	20414			7.2

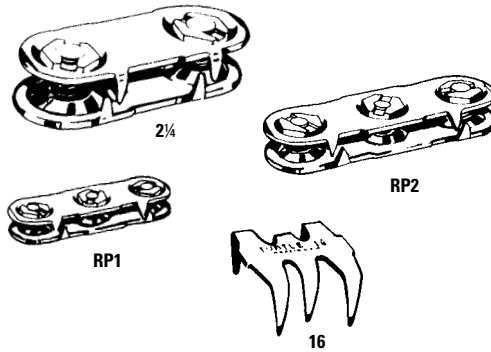


EXTRA NUTS PER 100

FOR FASTENER NUMBER	ORDERING NUMBER / ITEM CODE	ORDERING NUMBER / ITEM CODE	ORDERING NUMBER / ITEM CODE	WT. LBS.
	STEEL	STAINLESS - 300 SERIES	EVERDUR	
1, 140, 190 & RP1	20377	20381	20387	.8
1-1/2, 2, 2-1/4, & RP2	20378	20382	20388	1.1
2-1/2 & 3	20379			2.2

RIP REPAIR FASTENERS

ORDERING NUMBER	ITEM CODE	BOX QTY.	WT. LBS.
STEEL			
RP1E	20010	25	4.7
RP1C	20022	100	19.1
RP2E	20011	25	10.2
RP2C	20023	100	42.0
2-1/4E	20006	25	10.6
2-1/4C	20018	100	43.0
STAINLESS			
RP1ES	20041	25	4.9
RP2ES	20042	25	10.1
2-1/4ES	20040	25	10.7
EVERDUR			
2-1/4EE	20096	25	11.6

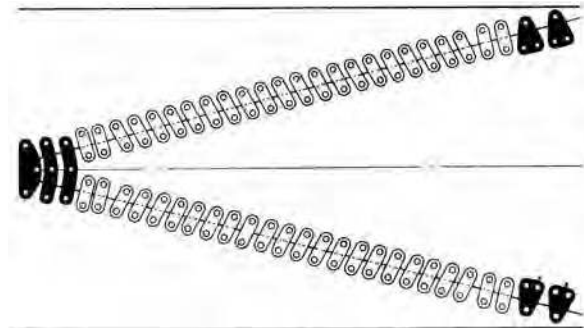


RIP REPAIR SELECTION INFORMATION

Belt Thickness		Fastener Size
in.	mm.	
3/8-9/16	10-14	No. 16
1/4-1/2	6-13	RP1
3/8-13/16	10-21	RP2
9/16-1-3/16	14-30	2-1/4

TURTLE® FASTENER-STEEL

ORDERING NUMBER	ITEM CODE	BOX QTY.	WT. LBS.
16	20206	50	4.3




WEDLOK®

DESCRIPTION	ORDERING NUMBER	ITEM CODE	WT. LBS.
Splice Kit*	2V	20200	4.0
Stainless Splice Kit	2WS	20201	4.0
Leading End Kit	2WL	20202	3.0
Trailing End Kit	2WT	20203	2.9
Templet Set	T2W	20204	6.3
72" Side Templet	T2WS72	20205	7.6

WEDLOK SPLICE KIT

- Stock Items (non-shaded) carried in factory inventory.
- Made To Order Items (shaded) allow one week for production. In most cases, the next standard stock item can be adapted to meet your requirements.
- Non-Listed Items are available. Request quote for price and delivery.

*Stainless Top Plates, Balance Steel.



How Flexco® Rivet Solid Plate Fasteners Work

The Flexco® BR™ fastener offers longer service life in demanding, higher-tension applications and is an excellent replacement for vulcanized splicing in a wide range of industries.

Designed for high strength synthetic carcass belting, the fastener is installed with a staggered pattern of rivets to ensure maximum grip on the belt fibers. Working between these fibers without severing them, the strength of the belt is left intact. The specially-shaped head of each pilot nail

works with the installation tool's anvil plate to "self-set" the rivets.

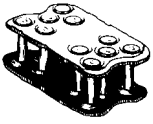
The same hammer blows that drive and set the rivets also tightly compress the fastener plates for the strongest possible splice. The broad width and heavy gauge of the plates give extended wear life. These plates compress uniformly and are specially coined so there are no high spots or edges to hang up.

Applications	Installation Method	What You Need for Installation
<ul style="list-style-type: none"> Sand Gravel Crushed Stone Grain Coal Cement Salt 	<p>Designed for fast, simple installation. All that is needed is a hammer and the portable MBRT tool. Belt ends and fastener strip are held in proper alignment. Upon proper alignment, the rivets can be hammer-driven and set from the top side of belt.</p>	<ul style="list-style-type: none"> Fasteners Rivets Flexco Installation Tool Hammer
How to Specify the Correct Flexco® Rivet Solid Plate Fastener	Fastener Metal Selection	Hinge Pin Selection
<ol style="list-style-type: none"> Determine Belt Tension (PIW). Measure your Belt Thickness. Measure the Diameter of the Smallest Pulley in your Drive with Belt Wrap more than 90°. Choose the fastener size that is appropriate for your specifications in the selection chart below. 	<p>Steel. For most applications, plated steel is recommended.</p> <p>MegAlloy®. For superior resistance to wear and abrasion.</p> <p>Stainless Steel. Type 316 Stainless Steel provides extra resistance to abrasion, magnetic attraction and corrosion from acids and chemicals.</p> <p>Everdur®. Spark-free material compared to steel and fully non-magnetic.</p>	<p>No Hinge Pin Required.</p>

Flexco® Rivet Solid Plate Fastener Selection Chart

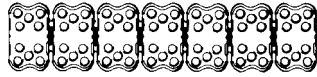
Fastener Size	For Belts With Mechanical Fastener Ratings Up To:		Belt Thickness Range		Recommended Min. Pulley Diameter					
					Operating Tension 75-100% of Belt Rating		Operating Tension 50-75% of Belt Rating		Operating Tension Under 50% of Belt Rating	
	P.I.W.	kN/m	in.	mm	in.	mm	in.	mm	in.	mm
BR6	400*	70*	1/4-21/32	6.5-17	14	350				
BR10	650	114	7/32-11/16	6-17	18	450	16	400	14	350
BR14	800	140	13/32-15/16	10-24	36	900	34	860	34	860

* Contact Flexco Engineering for applications greater than 400 PIW (70kN/m).



Flexco® BR™ Rivet Solid Plate Fasteners

FASTENERS



Order each component separately for a complete splice: Fasteners + Rivets

FLEXCO® BR6 FASTENERS

BELT WIDTH		ORDERING NUMBER	ITEM CODE	WT. LBS.
STEEL				
24	600	BR6-SE-24	40658	4.6
30	750	BR6-SE-30	40682	5.7
36	900	BR6-SE-36	40683	7.0
42	1050	BR6-SE-42	40684	8.0
STAINLESS				
24	600	BR6S-SE-24	40769	4.6
30	750	BR6S-SE-30	40787	5.7
36	900	BR6S-SE-36	40790	6.9
42	1050	BR6S-SE-42	40791	7.8

Each box of BR6 fasteners contains 4 fastener strips and hold down assembly clips.

FLEXCO® BR6 MEGALLOY®

ORDERING NUMBER	ITEM CODE	WT. LBS.
BR6MA-SE	41776	5.5

Each box of BR6 MegAlloy contains Ten 9-Plate fastener strips for 60"/1500 mm of splicing.

Fasteners and Rivets Required for one BR6 Joint

BELT WIDTH		FASTENER SETS REQUIRED	RIVETS REQUIRED
in.	mm		
24	600	18	108
30	750	22	132
36	900	27	162
42	1050	31	186
48	1200	36	216
60	1500	44	264
72	1800	54	324
84	2130	62	372
96	2430	72	432

RIVET SELECTION CHART

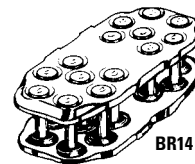
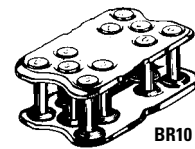
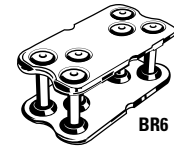
FASTENER SIZE	BELT THICKNESS RANGE		RIVET SIZE
	in.	mm	
BR6	1/4 - 11/32	6.5-9	A
	5/16 - 13/32	8-10.5	B
	3/8 - 15/32	9.5-12	C
	7/16 - 17/32	11-13.5	C/D
	1/2 - 19/32	13-15	D
BR10	9/16 - 21/32	14-17	E
	7/32-5/16	6-8	SRA
	9/32-3/8	7-9.5	SRB
	11/32-7/16	9-11	SRC
	13/32-1/2	10-13	SRC/D
BR14	15/32-9/16	12-14	SRD
	17/32-5/8	13.5-16	SRE
	19/32-11/16	15-17	SRE
	19/32-11/16	15-17	SRG
	21/32-3/4	16-19	SRH
	23/32-13/16	18-21	SRI
	25/32-7/8	20-22	SRJ
27/32-15/16	21-24	SRK	

FLEXCO® BR10 & BR14 FASTENERS

FASTENER METAL	ORDERING NUMBER	ITEM CODE	WT. LBS.
BOX (35 Fastener Sets)			
STEEL	BR-10-SE	40750	8.0
MEGALLOY®	BR-10MA-SE	40752	7.9
STAINLESS	BR-10S-SE	40751	8.1
EVERDUR	BR-10E-SE	40753	7.9
STEEL	BR-14	40755	12.9
MEGALLOY®	BR-14MA	40756	13.1

Flexco® Rivet Solid Plate Fasteners And Rivets Required For one BR10 or BR14 Joint and Various Belt Widths

BELT WIDTH		SETS OF BR-10 OR BR-14 FASTENERS REQUIRED	RIVETS NEEDED FOR COMPLETE SPLICE	
in.	mm		BR-10	BR-14
18	450	10	100	140
24	600	14	140	196
26	650	15	150	210
28	700	16	160	224
30	750	17	170	238
36	900	21	210	294
42	1000	23	230	322
	1050	24	240	336
	1200	27	270	378
48	1350	28	280	392
	1500	31	310	434
	1600	35	350	490
72	1800	41	410	574
	2100	42	420	588
	2400	48	480	672
	2700	54	540	756

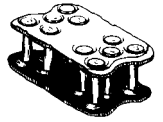


ADDITIONAL FASTENER PARTS

DESCRIPTION	PKG. QTY.	ORDERING NUMBER	ITEM CODE	WT. LBS.
Hold Down Clips for BR10	23	BR101	40786	.5
Hold Down Clips for BR14	23	BR141	40788	.4
Black Plastic Retainers	49	BR103	40789	.1

- Stock Items** (non-shaded) carried in factory inventory.
- Made To Order Items** (shaded) allow one week for production. In most cases, the next standard stock item can be adapted to meet your requirements.
- Non-Listed Items** are available. Request quote for price and delivery.

Flexco® BR™ Rivet Solid Plate Fasteners



RIVETS

Self-setting, pre-assembled with pilot nails



STEEL

ORDERING NUMBER	ITEM CODE	BOX QTY.	WT. LBS.
BOX (100 Rivets)			
SRA-100	40539	100	.9
SRB-100	40540	100	1.0
SRC-100	40541	100	1.1
BOX (250 Rivets)			
SRA	40527	250	2.3
SRB	40528	250	2.5
SRC	40529	250	2.6
SRC/D	40538	250	2.8
SRD	40530	250	2.9
SRE	40531	250	3.1
SRF	40532	250	3.1
SRG	40533	250	3.2
SRH	40534	250	3.4
SRI	40535	250	3.5
SRJ	40536	250	3.6
SRK	40537	250	3.7
BUCKET (2000 Rivets)			
SRA-2M	41190	2000	16.6
SRB-2M	41191	2000	18.1
SRC-2M	41192	2000	20.2
SRC/D-2M	41193	2000	21.2
SRD-2M	41194	2000	21.9
SRE-2M	41195	2000	23.1
SRF-2M	41196	2000	24.4
SRG-2M	41197	2000	24.9
SRH-2M	41198	2000	25.1
SRI-2M	41199	2000	25.9

STAINLESS (TYPE 430)

ORDERING NUMBER	ITEM CODE	BOX QTY.	WT. LBS.
BOX (250 Rivets)			
SRA-S	40542	250	2.3
SRB-S	40543	250	2.5
SRC-S	40544	250	2.6
SRC/D-S	40548	250	2.8
SRD-S	40545	250	2.9
SRE-S	40546	250	3.1
SRF-S	40547	250	3.1
SRG-S	40523	250	3.2
SRH-S	40522	250	3.4
SRI-S	40506	250	16.7
SRJ-S	40507	250	18.4
SRK-S	40520	250	19.9
SRL-S	40519	250	4.2
BUCKET (2000 Rivets)			
SRA-S-2M	41200	2000	17.1
SRB-S-2M	41201	2000	18.9
SRC-S-2M	41202	2000	20.6
SRC/D-S-2M	41203	2000	21.3
SRD-S-2M	41204	2000	21.9
SRE-S-2M	41205	2000	22.9
SRF-S-2M	41206	2000	23.5
SRG-S-2M	41207	2000	24.7
SRH-S-2M	41208	2000	25.1
SRI-S-2M	41181	2000	26.3
SRJ-S-2M	41183	2000	27.5
SRK-S-2M	41185	2000	28.7
SRL-S-2M	41781	2000	29.9

RAPID LOADER™ RIVET STRIPS

Self-setting, pre-assembled with pilot nails

FOR FLEXCO® BR6

32 Strips/ 768 Rivets per Bucket

DESCRIPTION		ORDERING NUMBER	ITEM CODE	WT. LBS.
Size	Color Code			
STEEL				
A	Red	CBR6A	41785	10.5
B	White	CBR6B	41786	11.0
C	Blue	CBR6C	41788	11.0
C/D	Orange	CBR6C/D	41792	4.5
D	Green	CBR6D	41793	12.0
E	Purple	CBR6E	41794	12.0
F	Yellow			
STAINLESS (SERIES 400)				
A	Red	CBR6A-S	41795	10.0
B	White	CBR6B-S	41796	10.5
C	Blue	CBR6C-S	41797	11.0
C/D	Orange	CBR6C/D-S	41798	11.5
D	Green	CBR6D-S	41799	12.0
E	Purple	CBR6E-S	41800	12.0
F	Yellow			

FOR FLEXCO® BR10

60 Strips / 1200 Rivets per Bucket

ORDERING NUMBER	ITEM CODE	WT. LBS.
CSRLA	40857	13.00
CSRLB	40858	13.92
CSRLC	40859	14.84
CSRLC/D	40860	15.56
CSRLD	40861	16.06
CSRLE	40862	16.62
CSRLF	40863	17.34
CSRLA-S	40978	12.90
CSRLB-S	40979	13.80
CSRLC-S	40980	14.92
CSRLC/D-S	40981	15.31
CSRLD-S	40982	15.92
CSRLE-S	40983	16.48
CSRLF-S	40984	16.94

RAPID LOADER™ RIVET STRIPS

WITH WASHERS

(For BR10)

For use with the Flexco® Power Set™ Rivet Driver and Hilti DX 460-SR installation tool

60 Strips / 1200 Rivets per Bucket

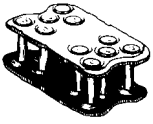
DESCRIPTION		ORDERING NUMBER	ITEM CODE	WT. LBS.
Size	Color Code			
STEEL				
A	Red	CSRLA-W	40891	13.00
B	White	CSRLB-W	40892	13.92
C	Blue	CSRLC-W	40893	14.84
C/D	Orange	CSRLC/D-W	40895	15.56
D	Green	CSRLD-W	40897	16.06
E	Purple	CSRLE-W	40898	16.62
F	Yellow	CSRLF-W	40899	17.34
G	Black	CSRLG-W	40901	17.90
STAINLESS (TYPE 430)				
A	Red	CSRLA-S-W	40955	12.90
B	White	CSRLB-S-W	40956	13.80
C	Blue	CSRLC-S-W	40957	14.92
C/D	Orange	CSRLC/D-S-W	40958	15.31
D	Green	CSRLD-S-W	40959	15.92
E	Purple	CSRLE-S-W	40961	16.48
F	Yellow	CSRLF-S-W	40969	16.94
G	Black	CSRLG-S-W	40971	17.52



2M RIVET BUCKET
(Contains 2000 Rivets)



NOTE: Use standard rivet selection criteria for collated rivet strips.

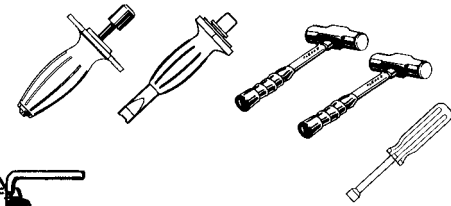
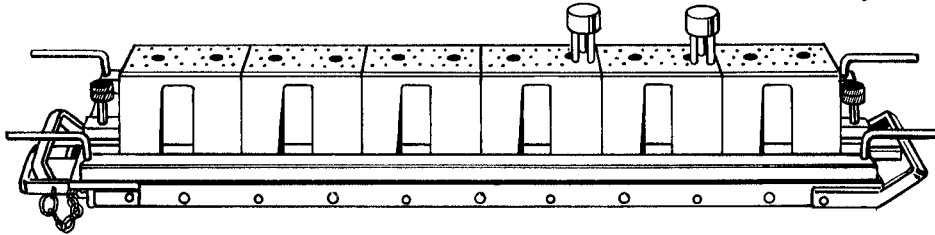


Flexco® BR™ Rivet Solid Plate Fasteners

INSTALLATION TOOLS

Multiple Rivet Applicator Tool

For Power Installation of Flexco® BR™ Fasteners, see page 59.



MBRTA TOOL WITH MULTIPLE RIVET DRIVER

MBRTA APPLICATOR TOOL Complete (For BR10 and BR14)

(Includes two SR759 Multiple Drive Rods, BR500D Multiple Guide Blocks, one SR-50 Driver Tool, one BR151 Bridge Removal Tool, one Nut Driver, two 4 lb. Hammers, Lubricant and Metal Tool Box.)

TOOL WIDTH		ORDERING NUMBER	ITEM CODE	WT. LBS.	MULTIPLE GUIDE BLOCKS INCLUDED
in.	mm				
30	750	MBRTA-30	40927	111.3	4
36	900	MBRTA-36	40928	115.5	5
42	1050	MBRTA-42	40920	125.0	6
48	1200	MBRTA-48	40921	166.6	7
60	1500	MBRTA-60	40922	178.6	9
72	1800	MBRTA-72	40923	192.3	10
84	2130	MBRTA-84	40924	227.8	12
96	2430	MBRTA-96	40925	263.2	14

MBRT TOOL COMPONENTS

DESCRIPTION	ORDERING NUMBER	ITEM CODE	WT. LBS.
Multiple Guide Block-Blue, BR6	BR300	40882	3.8
Multiple Drive Rod-3 Prong	BR359	41187	1.0
Multiple Guide Block-Yellow, BR10, BR14	BR500D	41016	3.0
Multiple Drive Rod-5 Prong	SR759	41055	.9
Nut Driver	41008	41008	.5
Driver Tool Complete	SR-50	40510	.8
Bridge Removal Tool	BR151	40760	.5
Silicone Lubricant	SL5-1	30932	1.4
Four lb. Hammer	4FH	30435	5.3

ALUMINUM MBRT6 APPLICATOR Complete

(Includes one BR359 three prong multiple drive rod, two BR300 multiple guide blocks, one BR151 bridge removal tool, one 4 lb. hammer, and lubricant.)

BELT WIDTH		ORDERING NUMBER	ITEM CODE	WT. LBS.
in.	mm			
30	750	MBRT6-30-AL	41089	75.0
36	900	MBRT6-36-AL	41097	85.0
42	1050	MBRT6-42-AL	41098	92.0
48	1200	MBRT6-48-AL	41099	106.0
60	1500	MBRT6-60-AL	41107	120.0
72	1800	MBRT6-72-AL	41123	136.0
84	2130	MBRT6-84-AL	41124	156.0
96	2430	MBRT6-96-AL	41126	173.0

ACCESSORY TOOLS

DESCRIPTION	ORDERING NUMBER	ITEM CODE	WT. LBS.
Repair Tool Kit Complete	BRR-1014	40794	3.8
Anvil Plate w/Screws	BRP3	40907	.9
Center Block w/Screws	BRR-11	40796	.6
Center Punch	BRR-DP	40793	.1
Flexco Belt Groover	FBG1	31978	1.8
Extra Blades	HSP3	31980	.1

METAL TOOL BOX FOR SR™ and BR™ APPLICATOR TOOLS

DESCRIPTION	ORDERING NUMBER/ITEM CODE	WT. LBS.
36" Tool Box	40988	41.2
42" or 48" Tool Box	40990	48.2
60" Tool Box	40991	73.0

ALUMINUM MBRT10 APPLICATOR Complete

(Includes one SR759 five prong multiple drive rod, two BR500D multiple guide blocks, one BR151 bridge removal tool, one 4 lb. hammer, and lubricant.)

BELT WIDTH		ORDERING NUMBER	ITEM CODE	WT. LBS.
in.	mm			
30	750	MBRT10-30-AL	41138	79.0
36	900	MBRT10-36-AL	41139	89.0
42	1050	MBRT10-42-AL	41148	138.0
48	1200	MBRT10-48-AL	41149	105.0
60	1500	MBRT10-60-AL	41152	124.0
72	1800	MBRT10-72-AL	41153	141.0
84	2130	MBRT10-84-AL	41168	161.0
96	2430	MBRT10-96-AL	41179	177.0

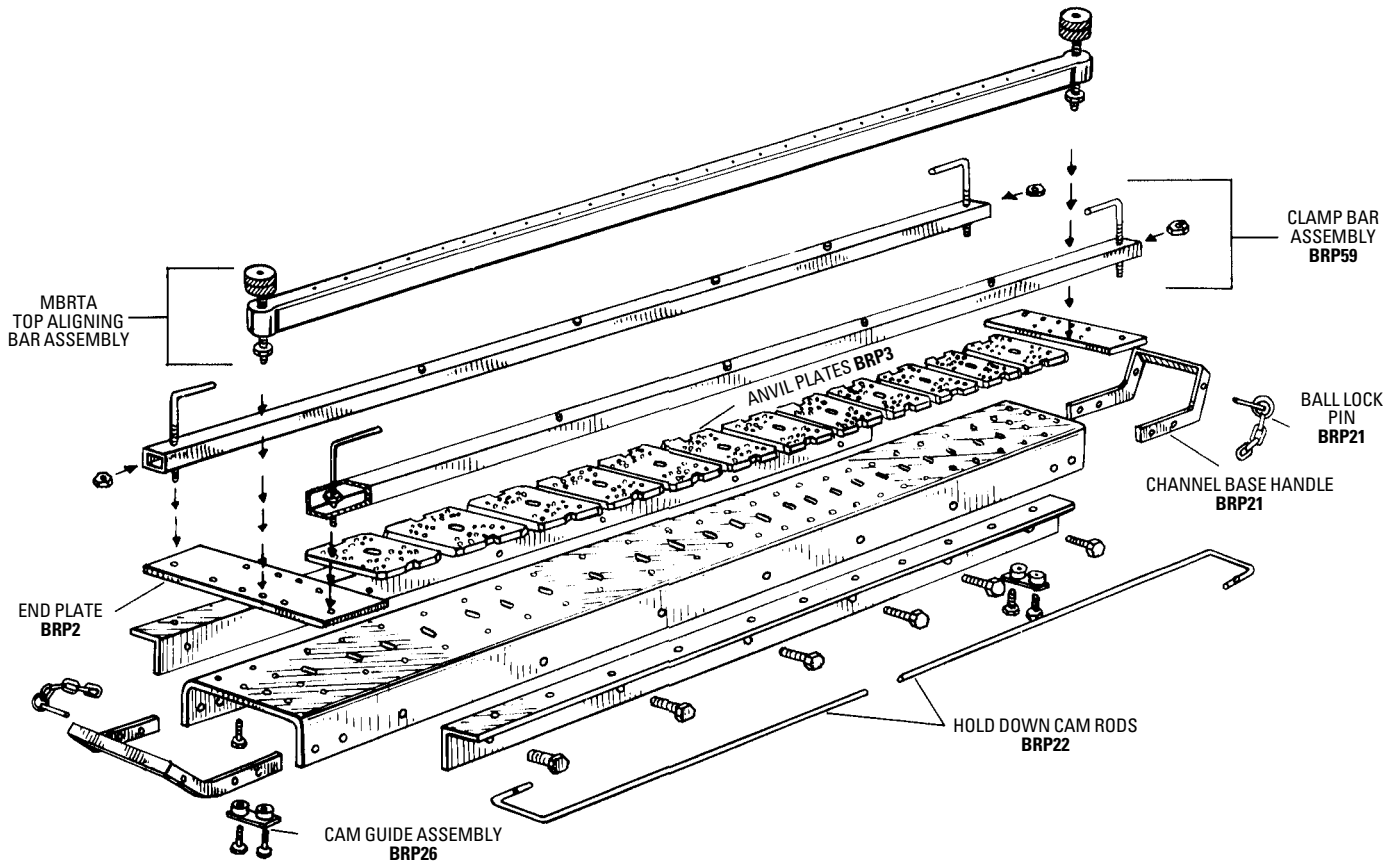
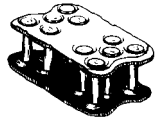
BELT CUTTERS /SKIVER

Please refer to pages 78 and 79.

Aluminum Content

ALUMINUM ALLOY TYPE	PERCENT	
	Mg -Magnesium	Ti -Titanium
5356	5.5	0.2
6005	0.6	0.1
6061	1.0	0.0
7075	2.5	0.0

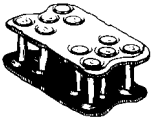
Flexco® BR™ Rivet Solid Plate Fasteners



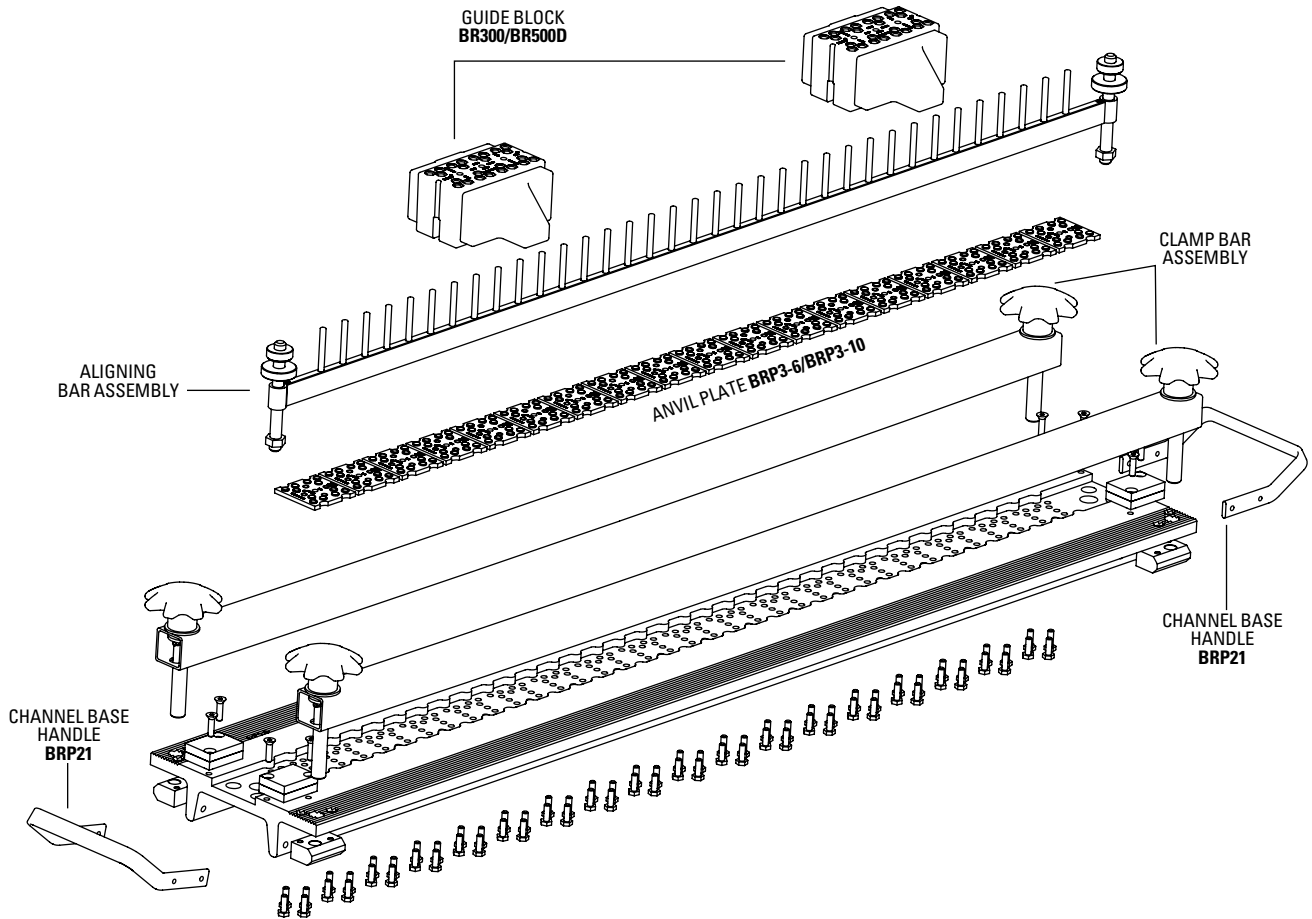
MBRTA APPLICATOR TOOL – REPLACEMENT PARTS

DESCRIPTION	TOOL WIDTH		ORDERING NUMBER	ITEM CODE	WT. LBS.
	in.	mm			
Clamp Bar Assembly	30"	750	BRP59-30	40800	5.1
	36"	900	BRP59-36	40801	5.7
	42"	1050	BRP59-42	40802	6.3
	48"	1200	BRP59-48	40803	7.0
	60"	1500	BRP59-60	40804	7.9
MBRTA Top Aligning Bar Assembly (Includes two end plates and fasteners)	30"	750	BR-530	41020	4.7
	36"	900	BR-536	41021	5.0
	42"	1050	BR-542	41022	5.3
	48"	1200	BR-548	41023	6.0
	60"	1500	BR-560	41024	7.4
Channel Base Assembly (Includes Channel Base, Anvil plates, End plates, and Gauge Rod Guides)	42"	1050	BRP100-42	40915	51.0
	48"	1200	BRP100-48	40916	58.0
	60"	1500	BRP100-60	40918	72.5
	72"	1800	BRP100-72	40919	87.0
Anvil Plate Assembly (includes screws)			BRP3	40907	.9
Anvil Plate Screws			BRPS	40908	.5
Channel Base Handle			BRP21	40930	.6
Ball Lock Pin w/Chain			BRP31	40960	.1
Hold Down Cam Rods (Includes Two)	30"	750	BRP22-30	40962	.6
	36"	900	BRP22-36	40963	.6
	42"	1050	BRP22-42	40964	.6
	48"	1200	BRP22-48	40965	.6
	60"	1500	BRP22-60	40966	.9
Cam Guide Assembly			BRP26	40970	.1
End Plate Assembly			BRP2	40975	1.9

Stock Items (non-shaded) carried in factory inventory.
 Made To Order Items (shaded) allow one week for production. In most cases, the next standard stock item can be adapted to meet your requirements.
Non-Listed Items are available. Request quote for price and delivery.



Flexco® BR™ Rivet Solid Plate Fasteners



ALUMINUM MBRT6/MBRT10 APPLICATOR TOOL – REPLACEMENT PARTS

DESCRIPTION	TOOL WIDTH		BR6/BR10		
	in.	mm	ORDERING NUMBER	ITEM CODE	WT. LBS.
BR6 & BR10 Clamp Bar Assembly	30"	750	BRP6-10AL30CB	41915	7.7
	36"	900	BRP6-10AL36CB	41916	8.3
	42"	1050	BRP6-10AL42CB	41917	9.0
	48"	1200	BRP6-10AL48CB	41918	9.7
	60"	1500	BRP6-10AL60CB	41919	10.4
	72"	1800	BRP6-10AL72CB	41920	11.0
	84"	2130	BRP6-10AL84CB	41921	11.6
	96"	2430	BRP6-10AL96CB	41922	12.0
Aligning Bar Assembly	BR6				
	30"	750	BRP6AL-30AB	41906	4.7
	36"	900	BRP6AL-36AB	41907	5.0
	42"	1050	BRP6AL-42AB	41908	5.3
	48"	1200	BRP6AL-48AB	41909	5.6
	60"	1500	BRP6AL-60AB	41910	6.2
	72"	1800	BRP6AL-72AB	41911	6.6
	84"	2130	BRP6AL-84AB	41912	7.0
	96"	2430	BRP6AL-96AB	41913	7.4
	BR10				
			BRP10AL-30AB	41924	4.7
			BRP10AL-36AB	41925	5.0
			BRP10AL-42AB	41926	5.3
			BRP10AL-48AB	41927	5.6
		BRP10AL-60AB	41928	6.2	
		BRP10AL-72AB	41929	6.6	
		BRP10AL-84AB	41930	7.0	
		BRP10AL-96AB	41931	7.4	

Stock Items (non-shaded) carried in factory inventory.

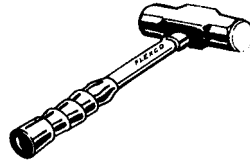
Made To Order Items (shaded) allow one week for production. In most cases, the next standard stock item can be adapted to meet your requirements.

Non-Listed Items are available. Request quote for price and delivery.

Heavy-Duty Belt Maintenance Tools

FOUR LB. HAMMER

ORDERING NUMBER	ITEM CODE	WT. LBS.
4FH	30435	5.3
6FH	30375	7.3



FLEXCO® SILICONE LUBRICANT

ORDERING NUMBER	ITEM CODE	PKG. QTY.	WT. LBS.
SL5-1	30932	1	1.4




ROUTER COUNTERSINKING TOOLS

DESCRIPTION	ORDERING NUMBER	ITEM CODE	WT. LBS.
Template Guide	RTG-2	30890	.08
Router Templet	FRT-1	30875	.7
Router Bit	RT-5/8	30877	.2

FLEXCO® BELT IDENTIFICATION TOOL

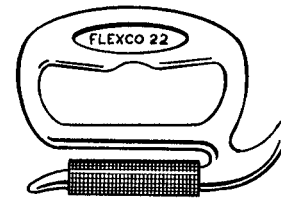
ORDERING NUMBER	ITEM CODE	WT. LBS.
BT-1	31075	.06



FLEXCO® BELT GRIPS

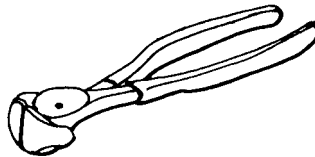
GRIPS BELTS UP TO 5/8" (16 mm) SOLD BY THE PAIR

ORDERING NUMBER	ITEM CODE	WT. LBS.
22	30882	2.5



BELT NIPPER

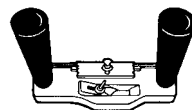
ORDERING NUMBER	ITEM CODE	WT. LBS.
BN-1	50003	.8



FLEXCO® BELT GROOVER

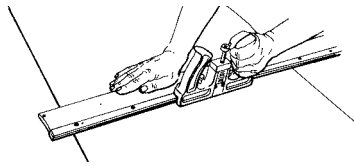
(7/16" WIDE GROOVE PATH)

ORDERING NUMBER	ITEM CODE	WT. LBS.
FBG1	31978	1.8
EXTRA BLADES		
HSP3	31980	.1

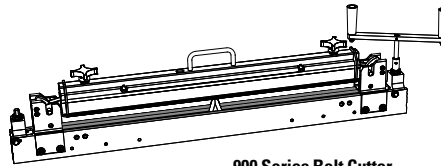




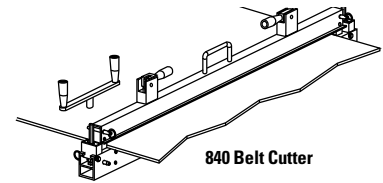
Heavy-Duty Belt Maintenance Tools



300 Series Belt Cutter



900 Series Belt Cutter



840 Belt Cutter

300 SERIES STRAIGHT CUTTER

DESCRIPTION	BELT WIDTH		ORDERING NUMBER	ITEM CODE	WT. LBS.
	in.	mm			
Cutter Complete	12"	300	300312	30900	14.2
	18"	450	300318	30901	15.6
	24"	600	300324	30902	17.4
	30"	750	300330	30903	19.1
	36"	900	300336	30904	20.0
	42"	1050	300342	30905	26.1
	48"	1200	300348	30906	27.9
	60"	1500	300360	30907	32.8
Cutter Base Only	30"	750	330	30937	10.8
	36"	900	336	30938	12.3
	42"	1050	342	30939	14.0
	48"	1200	348	30940	15.6
"E" Base Only			360	30941	18.9
			324E	30961	9.0
			330E	30962	10.8
			336E	30963	12.4
Connecting Bar			348E	30964	15.8
			360E	30965	18.9
			30027	30910	4.6
			300	30908	2.4
Cutter Head Only		30023	30909	.2	
Cutter Blade for belts up to 1 1/8" thick					
Cutter Blade - Long for belts up to 1 3/16" thick			30023L	30913	.2
Extra Nails (90/Package)			8D	30437	1.0

FOR CURVED BELT CUTTER, SEE PAGE 49 BOLT HINGED FASTENER SECTION.

900 SERIES* BELT CUTTER

DESCRIPTION	BELT WIDTH		ORDERING NUMBER	ITEM CODE	WT. LBS.	
	in.	mm				
Cutter Complete for belts up to 1.5" (38 mm)	24"	600	900924	04200	32.0	
	36"	900	900936	04143	39.0	
	48"	1200	900948	04144	45.0	
	60"	1500	900960	04145	53.0	
	* Patent Pending	72"	1800	900972	04146	61.0
		84"	2130	900984	04147	69.0
Replacement Blade Kit			900CBK	04149	0.2	
Drive Handle Assembly				04140	2.0	

* Patent pending

840 SERIES ALUMINUM BELT CUTTER

(REPLACES THE 820 SERIES BELT CUTTER.)

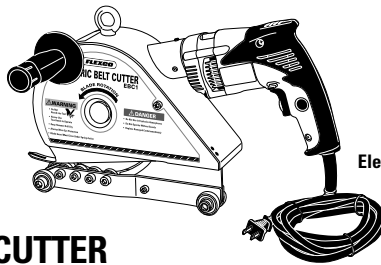
DESCRIPTION	BELT WIDTH		ORDERING NUMBER	ITEM CODE	WT. LBS.
	in.	mm			
Cutter Complete for belts up to 3/8" - 1" thick	36"	900	840836	32267	25.0
	48"	1200	840848	32268	31.0
	60"	1500	840860	32269	37.0
	72"	1800	840872	32270	42.0
	84"	2130	840884	32271	48.0
Drive Handle Assembly			820/840WA	32272	2.0
Extra Blade (with screw)			820/840-1CB	32273	0.5
Optional Squaring Device			840SD	32274	2.0

Aluminum Content-900 Series

ALUMINUM ALLOY TYPE	PERCENT	
	Mg Magnesium	Ti Titanium
5356	5.5	0.2
6005	0.6	0.1
6061	1.0	0.0
7075	2.5	0.0

Aluminum Content-840 Series

ALUMINUM ALLOY TYPE	PERCENT	
	Mg Magnesium	Ti Titanium
6061	1.00%	0%



Electric Belt Cutter with cord

ELECTRIC BELT CUTTER

*AVAILABLE EARLY 2012

DESCRIPTION	ORDERING NUMBER	ITEM CODE	WT. LBS.
Electric Cutter Complete	EBC1	30001	30.0
Electric Cutter Complete	EBC2	30002	40.0
Spare Parts List			
Replacement blade for EBC1/CEBC1	EBC1-B	30003	2.0
Replacement blade for EBC2/CEBC2	EBC2-B	30004	2.8
Replacement electric hammer drill for EBC1	EBC1-DR	30005	7.5
Replacement electric hammer drill for EBC2	EBC2-DR	30006	12.1
Replacement eye bolt for EBC1 & EBC2	EBC-EB	30007	.9
Replacement handle for EBC1 & EBC2	EBC-H	30008	.4

DESCRIPTION	ORDERING NUMBER	ITEM CODE	WT. LBS.
*Cordless Electric Cutter Complete	CEBC1	30018	30.0
*Cordless Electric Cutter Complete	CEBC2	30019	40.0

Cutting Capacity-Electric Belt Cutter

BELT TYPE	EBC1/CEBC1		EBC2/CEBC2	
	IMPERIAL	METRIC	IMPERIAL	METRIC
Rubber	Up to 1"	Up to 25 mm	Up to 2"	Up to 50 mm
PVC	Up to 360 PIW	Up to 630 EP	Up to 1140 PIW	Up to 2000 EP

Heavy-Duty Belt Maintenance Tools



FAR-PUL® HD® BELT CLAMPS


Load Capacity up to 3 tons (2.7 metric tons) when used with two 1-1/2 ton (1.4 metric ton) come-a-longs.

DESCRIPTION	BELT WIDTH		ORDERING NUMBER	ITEM CODE	WT. LBS.
	in.	mm			
Belt Clamp Complete includes: 4 Belt Clamp Bars and 4 Belt Clamp Scissors	Up to 30"	Up to 750	LSHD30	30393	79.0
	Up to 36"	Up to 900	LSHD36	30394	87.0
	Up to 42"	Up to 1050	LSHD42	30395	91.0
	Up to 48"	Up to 1200	LSHD48	30396	98.0
	Up to 54"	Up to 1350	LSHD54	30397	103.0
	Up to 60"	Up to 1500	LSHD60	30398	110.0
	Up to 72"	Up to 1800	LSHD72	30399	121.0
30" Belt Clamp Bar Set*	Up to 30"	Up to 750	LSHDB30-2	30418	20.0
36" Belt Clamp Bar Set*	Up to 36"	Up to 900	LSHDB36-2	30414	23.0
42" Belt Clamp Bar Set*	Up to 42"	Up to 1050	LSHDB42-2	30421	26.0
48" Belt Clamp Bar Set*	Up to 48"	Up to 1200	LSHDB48-2	30423	30.0
54" Belt Clamp Bar Set*	Up to 54"	Up to 1350	LSHDB54-2	30424	33.0
60" Belt Clamp Bar Set*	Up to 60"	Up to 1500	LSHDB60-2	30430	36.0
72" Belt Clamp Bar Set*	Up to 72"	Up to 1800	LSHDB72-2	30408	40.0
Steel Belt Clamp Scissor - Each			LSHDS	30392	10.5
Belt Locator Pin - includes Washer and Locking Nut			LSHDLP	30400	.15
Retaining Pin Kit			LSHD-RPK	30390	2.0

*Includes 2 Bars Per Set

Aluminum Content-Far-Pul® HD®

ALUMINUM ALLOY TYPE	PERCENT	
	Mg - Magnesium	Ti - Titanium
6061	1.00%	0%



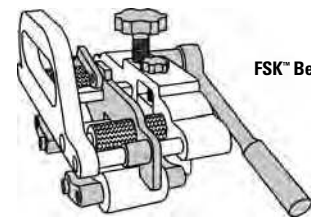
Far-Pul® HD® Belt Clamps (belt not included)

FLEXCO® FSK™ BELT SKIVER

Width of Skive 2½" (64mm)

DESCRIPTION	ORDERING NUMBER	ITEM CODE	WT. LBS.
Skiver Complete with Standard Blade	FSK-2	32051	20.7
Sharpening Stone		31987	0.5
STK Tool Box		50009	5.4

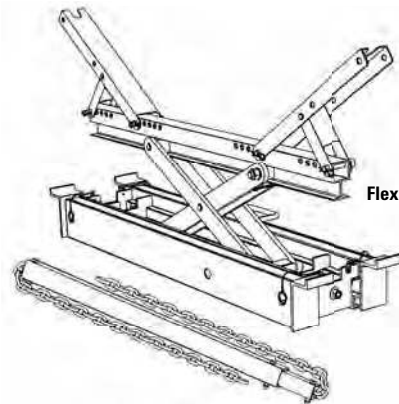
REPLACEMENT PARTS			
Skiver Blade-Standard	FSK-1B	31996	0.3
Skiver Blade-High Wear	FSK-1BA	31999	0.3
Skiver Ratchet Assembly	FSK-1R	31991	1.8
Skiver Chain	FSK-1C	31992	0.4
Skiver Sprocket	FSK-1S	31993	0.2
Skiver Fence Assembly	FSK-2F	32056	1.1
Replacement Front Drive Roller Assembly	FSK2-FDRA	32052	0.6



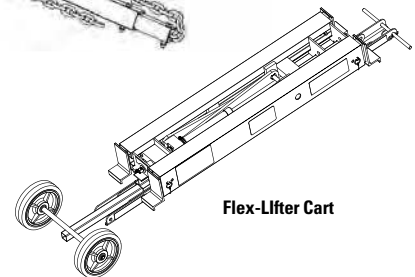
FSK™ Belt Skiver

FLEX-LIFTER™ CONVEYOR BELT LIFTER

DESCRIPTION	BELT WIDTH RANGE		ORDERING NUMBER	ITEM CODE	WT. LBS.
	in.	mm			
Medium Flex-Lifter	36-60	900-1500	FL-M	76469	60.0
Large Flex-Lifter	48-72	1200-1800	FL-L	76470	74.0
Extension Leg - Medium			FLEL-M	76472	3.1
Extension Leg - Large			FLEL-L	76473	3.7
Extension Leg Pin (with lanyard)			FLELP	76474	0.1
Flex-Lifter Cart			FCLK	77729	20.0



Flex-Lifter



Flex-Lifter Cart

Safe Lifting Capacity

Height		Max. Weight	
in.	mm	lbs.	kg.
0-1	0-25	500	225
1-2	25-50	1000	450
2-3	50-75	1500	675
3-4	75-100	2000	900
4-5	100-125	2500	1150
5-6	125-150	3000	1350
6-7	150-175	3500	1600
>7	>175	4000	1800

Aluminum Content-Flex-Lifter™ (for reference only)

ALUMINUM ALLOY TYPE	PERCENT	
	Mg Magnesium	Ti Titanium
4043	0.05	0.2
5356	5.5	0.2
6005	0.6	0.1
6061	1	
6063	0.7	
7075	2.5	

- Stock Items (non-shaded) carried in factory inventory.
- Made To Order Items (shaded) allow one week for production. In most cases, the next standard stock item can be adapted to meet your requirements.
- Non-Listed Items are available. Request quote for price and delivery.

Belt Conveyor Products

Belt Positioner™

BELT POSITIONERS WITH EXALON ROLLERS*

SIZE	BELT WIDTH (Min-Max)		POSITIONER WIDTH (Min-Max)		ORDERING NUMBER	ITEM CODE	WT. LBS.
	in.	mm	in.	mm			
Small	18-24	450-600	24-34	600-850	RBP1E-S	73140	60.5
Medium	30-48	750-1200	34-56	850-1400	RBP1E-M	73142	73.5
Large	54-72	1350-1800	56-83	1400-2075	RBP1E-L	73144	94.0
Extra Large	72-96	1800-2400	72-120	1800-3000	RBP1E-XL	73146	182.0

*Positioners come standard with Exalon rollers. Use next larger size for belt widths between ranges.
 NOTE: Idler Rollers on sizes S, M and L are 5" (125mm) diameter and rated CEMA D. Idler Rollers on the XL size are 6" (150mm) diameter and rated CEMA E.
 Lead time: 1 working day

BELT POSITIONERS WITH STEEL ROLLERS

SIZE	BELT WIDTH (Min-Max)		POSITIONER WIDTH (Min-Max)		ORDERING NUMBER	ITEM CODE	WT. LBS.
	in.	mm	in.	mm			
Small	18-24	450-600	24-34	600-850	RBP1S-S	74558	69.8
Medium	30-48	750-1200	34-56	850-1400	RBP1S-M	74559	84.6
Large	54-72	1350-1800	56-83	1400-2075	RBP1S-L	74560	109.5
Extra Large	72-96	1800-2400	72-120	1800-3000	RBP1S-XL	74561	199.6

Lead time: 1 working day

REPLACEMENT ROLLERS

DESCRIPTION	ORDERING NUMBER	ITEM CODE	WT. LBS.
Small Exalon Roller	RBPER-S	73169	7.9
Medium Exalon Roller	RBPER-M	73170	11.0
Large Exalon Roller	RBPER-L	73171	15.5
Extra Large Exalon Roller	RBPER-XL	73172	27.8
Small Steel Roller	RBPSR-S	74562	12.2
Medium Steel Roller	RBPSR-M	74563	16.5
Large Steel Roller	RBPSR-L	74564	23.2
Extra Large Steel Roller	RBPSR-XL	74565	36.6
Roller Retainer Kit*	RBPRET	73163	0.5

Positioners come standard with Exalon rollers.
 Idler rollers on sizes S, M and L are 5" (125mm) diameter and rated CEMA D.
 Idler rollers on the XL size are 6" (150mm) diameter and rated CEMA E.
 *Roller Retainer Kit not required for XL rollers (SDX style). Lead time: 1 working day

Product Notes:

- The Positioner should be centered between two standard return rollers. For general applications--standard belts up to 72" (1800mm): position the unit no closer than 3' (.9M) to a return roller and no farther than 6' (1.8M).
- Works on the return side of the conveyor using simple angled rollers mounted in a fixed position to quickly and continuously funnel the belt into the correct path.
- A "quick fix" solution for belts that consistently wander to one side.
- Typically installed before the tail pulley to keep the belt centered at the critical loading point. Center loading is the key to solving many top side tracking problems.
- Idler rollers make smooth contact with the return belt's bottom cover, eliminating excessive wear and damage to the belt's edges.
- Has no pivoting mechanism to freeze up and cause the unit to stop working.
- Once installed, no further adjustment is required.



ROLLER DIMENSIONS

SIZE	LENGTH		DIAMETER	
	in.	mm	in.	mm
Small	9	225	5	125
Medium	13	325	5	125
Large	19	475	5	125
Extra Large	21	525	6	150

Product Notes:

- Optimal location: no closer than 3' (.9M) and no further than 6' (1.8M) from a return roller.
- Belt Positioners come standard with Exalon rollers.
- All rollers are "sealed for life". No regreasing maintenance is required.
- MSHA approved.

Belt Conveyor Products

V-Plow

V-PLOW*

DESCRIPTION	BELT WIDTH		ORDERING NUMBER	ITEM CODE	WT. LBS.
	in.	mm			
Extra Small	18-24"	450-600	CBV-XS	73131	53.0
Small	30-36"	750-900	CBV-S	73132	65.0
Medium	42-48"	1050-1200	CBV-M	73133	74.0
Large	54-60"	1350-1500	CBV-L	73134	84.0
72"	72"	1800	CBV-72	74389	150.0
84"	84"	2100	CBV-84	74390	175.0
96"	96"	2400	CBV-96	74391	200.0

*Use next larger size for belt widths between ranges.
Lead time: 1 working day



REPLACEMENT BLADE KITS*

DESCRIPTION	BELT WIDTH		ORDERING NUMBER	ITEM CODE	WT. LBS.
	in.	mm			
Extra Small	18-24"	450-600	VBK-XS	73190	4.5
Small	30-36"	750-900	VBK-S	73191	6.0
Medium	42-48"	1050-1200	VBK-M	73192	7.5
Large	54-60"	1350-1500	VBK-L	73193	9.0
72"	72"	1800	VBK-72	74457	13.0
84"	84"	2100	VBK-84	74458	15.0
96"	96"	2400	VBK-96	74459	17.0

*Kit includes blades and replacement blade bolts.
Lead time: 1 working day



OPTIONAL URETHANE BLADE KITS*

Typically provides 3 to 5 times longer wear life.

DESCRIPTION	BELT WIDTH		ORDERING NUMBER	ITEM CODE	WT. LBS.
	in.	mm			
Extra Small	18-24"	450-600	VUBK-XS	75570	5.4
Small	30-36"	750-900	VUBK-S	75571	8.0
Medium	42-48"	1050-1200	VUBK-M	75572	10.5
Large	54-60"	1350-1500	VUBK-L	75573	13.0
72"	72"	1800	VUBK-72	75574	15.9
84"	84"	2100	VUBK-84	75575	18.5
96"	96"	2400	VUBK-96	75576	21.0

*Kit includes blades and replacement blade bolts.
Lead time: 1 working day

Product Notes:

- Exclusive blade design - 20° slant on leading edge spirals debris off the belt.
- Self-adjusting blade - the blade floats on the belt and self-adjusts as it wears.
- Unique blade adjuster - turnbuckle-type adjuster allows the blade to be accurately positioned to the belt.
- Easy to install - comes fully assembled and can be placed right into position on the conveyor.

Made To Order Items (shaded) allow 10 working days for production.

Belt Conveyor Products

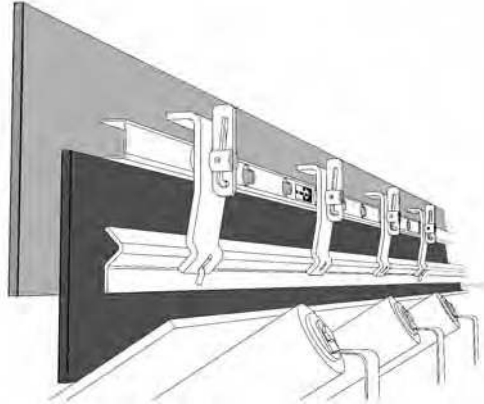
Flex-Lok™ Skirt Clamps

FLEX-LOK™ SKIRT CLAMP

One Skirt Clamp includes one 6' (1.8M) clamp runner, 4 clamp plates, 4 clamp pins and one 6' (1.8M) restraining bar. Skirt board and rubber not included.

DESCRIPTION	ORDERING NUMBER	ITEM CODE	WT. LBS.
Skirt Clamp	FLSC-I	71052	31.1
REPLACEMENT PARTS			
Clamp Runner - 6 ft. (1.8M)	FL-RPI	71058	7.3
Clamp Plate	FL-PC-I	71057	2.1
Clamp Pin	FL-CP-I	71141	1.9
Restraining Bar - 6 ft. (1.8M)	FL-RBI	71060	11.3

NOTE: Skirt Rubber Thickness Range: 5/16" to 1" (8 - 25mm)
Lead time: 1 working day



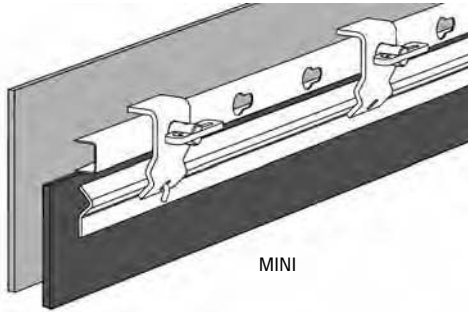
STANDARD

MINI FLEX-LOK™ SKIRT CLAMP

One Mini Skirt Clamp includes one 6' (1.8M) clamp runner, 3 mini clamp plates, 3 clamp pins and one 6' (1.8M) restraining bar. Skirt board and rubber not included.

DESCRIPTION	ORDERING NUMBER	ITEM CODE	WT. LBS.
Mini Skirt Clamp	FLSCM-I	71055	27.6
REPLACEMENT PARTS			
Clamp Runner - 6 ft. (1.8M)	FL-RPI	71058	7.3
Clamp Plate	FLM-PC	71140	2.1
Clamp Pin	FL-CP-I	71141	1.9
Restraining Bar - 6 ft. (1.8M)	FL-RBI	71060	11.3

NOTE: Skirt Rubber Thickness Range: 5/16" to 5/8" (8 - 16mm)
Lead time: 1 working day




MINI

STAINLESS STEEL* FLEX-LOK™ SKIRT CLAMP

One SS Clamp includes one 6' (1.8M) clamp runner, 4 clamp plates, 4 clamp pins and one 6' (1.8M) restraining bar.

DESCRIPTION	ORDERING NUMBER	ITEM CODE	WT. LBS.
SS Skirt Clamp	FLSC-ISS	75778	25.0
REPLACEMENT PARTS			
SS Clamp Plate	FL-PC-ISS	71168	1.9
Clamp Pin	FLCP-ISS	71164	1.9

*316SS (all parts)
Lead time: 1 working day



MINI STANDARD

Two models are available to fit your conveyor requirements

SERVICE MAINTENANCE

- Inspection - Periodically inspect the clearance between the skirt rubber and the belt. If this gap is more than 1/4" (6mm) or if excessive fines are escaping, readjust the skirt rubber.
- Adjustment - Unlock the wedges on the clamp pins and slide the skirt rubber down to the belt. Relock the clamp pins.

TROUBLESHOOTING

Problem: Skirt rubber slips out of skirt clamp.

Solution:

1. Check to insure wedges in clamp pins are locked.
2. Check skirt rubber position. Skirt rubber must not fold and lie on top of belt.



Anti-Vibration Clamp Pins
(Standard)



Tatch-A-Cleat® General Cleat Information

Cleat patterns

When choosing cleat installation patterns, you should give major consideration to the type of return support which is available or feasible.

Where conveyor pulley center distances are 15 feet or less, it is often possible to omit return rolls safely.

Where the curved or chevron pattern is used with standard return rolls, cleats should be

arranged so that they provide a set of continuous contacts between cleats and rolls. On drives using pulleys less than 6" in diameter, curved or chevron patterns should not be used.

The ends of cleats mounted in a curved pattern should be tapered to lead smoothly onto return rolls.

Suggested minimum cleat height for various sized materials and degrees of incline

This chart assumes that material being conveyed has a 30° natural angle of repose. For rounded or free-flowing materials with a natural angle of repose of less than 30°, use the cleat corresponding to the next higher material size. (For example, if your material is 4" high, with a natural angle of repose of less than 30°, and your belt incline is 40°, you would use a 3" cleat — that is, the cleat size corresponding to 5" material.

		Cleat Height				
Size of Material	8"	6"	6"	6"	6"	6"
	7"	6"	6"	6"	6"	6"
	6"	4"	4"	6"	6"	6"
	5"	3"	3"	4"	6"	6"
	4"	2"	2"	3"	4"	4"
	3"	1 ½"	1 ½"	2"	3"	3"
	2"	1"	1"	1 ½"	2"	2"
	1"	5/8"	5/8"	1"	1 ½"	1 ½"
	½"	5/8"	5/8"	5/8"	1"	1"
		30°	40°	50°	60°	

Belt Incline

Suggested cleat spacing

This chart assumes that material being conveyed has a 20° dynamic angle of repose (30° natural angle of repose) and that cleats are installed at a right angle to the belt edge. For more free-flowing material, use slightly closer cleat spacing.

		Cleat Spacing				
Cleat Height	6"	35"	28"	21"	15 ¾"	
	4"	23"	18 ½"	13 ½"	10 ½"	
	3"	17"	13 ½"	10"	8"	
	2"	12"	8 ½"	6 ¼"	5"	
	1 ½"	8 ½"	6"	5"	4"	
	1"	5 ½"	4 ¼"	2 ¾"	2 ½"	
	5/8"	4"	2 ¾"	2"	1 ¾"	
		30°	40°	50°	60°	

Belt Incline

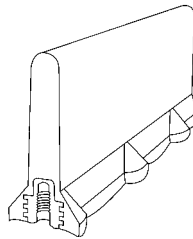
Type	Cleat Pattern	Return Rolls	Recommended
IN TROUGH		SPLIT ROLLS 	Where Cleats are needed only to lock material in place on the conveyor.
STAGGERED		SQUIRREL CAGE 	Where drain-off of liquids presented special problems.
ACROSS BELT WIDTH		SELF-CLEANING 	Where incline is steep and/or material has high flowability — as with large, round or uniformly sized material.
CURVED		STANDARD RETURN ROLLS 	Where increased load capacity is required with a given belt width, trough, and incline.
SPLIT		RUBBER-DISC 	Where drain-off is a problem, and rubber disc-type rolls are available.
CHEVRON		STANDARD RETURN ROLLS 	Where drain-off is a problem, and standard solid return rolls are used.

Tatch-A-Cleat® Mechanical Cleats

MODEL "L" CLEATS

10 CLEATS/CARTON – Min. Pulley 2" (50 mm)

ORDERING NUMBER	ITEM CODE	WT. LBS.
BLACK – PLATED FASTENER		
L5/8-B	99500	7.3
L1-B	99504	9.3
L1-1/2-B	99508	11.2
L2-B	99512	14.0
L3-B	99516	18.3
BLACK – 302 STAINLESS FASTENER		
L5/8-BS	99501	7.3
L1-BS	99505	9.3
L1-1/2-BS	99509	11.2
L2-BS	99513	14.0
L3-BS	99517	18.3
WHITE – PLATED FASTENER		
L5/8-W	99502	7.3
L1-W	99506	9.3
L1-1/2-W	99510	12.3
L2-W	99514	14.5
L3-W	99518	19.3
WHITE – 302 STAINLESS FASTENER		
L5/8-WS	99503	7.3
L1-WS	99507	9.3
L1-1/2-WS	99511	12.3
L2-WS	99515	14.5
L3-WS	99519	19.3




NOTE: Cleats are 24" long.

1/2" screws are furnished "standard" and can be used on belts up to 5/16" (8 mm) thick.

Inserts are on 2" (50mm) centers.

For belts 5/16" – 7/16" (8 – 11 mm) use a 5/8" screw.

For belts over 7/16" (11 mm) use a 3/4" screw.



NOTE: Cleats are 48" long. Ordering numbers followed by the letter T indicate cleat fasteners furnished with flat top nut (ECFT). Standard fasteners include hex nuts. (ECF).

ECONO-CLEAT®

5 CLEATS/CARTON

ORDERING NUMBER	ITEM CODE	WT. LBS.	MIN. PULLEY	
			in.	mm
ECONO-CLEAT w/FASTENERS & HEX NUTS (ECF, EC4F, EC6F)				
EC1-1/4	99576	12.5	3	75
EC2	99578	15.5	3	75
EC3	99580	22.0	3	75
EC4	99582	33.0	4	100
EC6*	99586	28.3	6	150
ECONO-CLEAT w/FASTENERS & FLAT TOP NUTS (ECFT, EC4FT)				
EC1-1/4-T	99577	12.5	3	75
EC2-T	99579	15.5	3	75
EC3-T	99581	22.0	3	75
EC4-T	99583	33.0	4	100

*Two 48" Cleats/Carton

EXTRA FASTENER SETS

123/BAG #10-24 Machine Screws and Washers

ORDERING NUMBER	ITEM CODE	WT. LBS.
PLATED		
L1/2-F	99570	1.0
L5/8-F	99522	1.0
L3/4-F	99520	1.3
L1-F	99521	1.3
STAINLESS		
L1/2-FS	99571	1.0
L5/8-FS	99525	1.0
L3/4-FS	99523	1.3

MODEL "HD" CLEATS

ORDERING NUMBER	ITEM CODE	WT. LBS.	CLEATS/CARTON	MIN. PULLEY	
				in.	mm
WITH PLATED FASTENER					
HD1	99531	11.5	10	1	25
HD2	99565	9.5	5	2	50
WITH STAINLESS FASTENER					
HD1S	99648	11.8	10	1	25

NOTE: HD2 Cleats may be purchased in bulk quantities. Contact Customer Service for details.

EXTRA FASTENER SETS—TYPE AB

123/BAG

ORDERING NUMBER	ITEM CODE	WT. LBS.
PLATED		
HD1-F	99535	2.5
HD1-1/4-F	99536	2.8
STAINLESS		
HD1-FS	99529	2.6



NOTE:

1" and 2" Cleats – 24" long Model HD Cleats are furnished with Plated 14 X 1 Type AB Fasteners. Specify 1-1/4" screws for belts over 7/16" thick.

ECONOMY CARTON

12 FT. LENGTHS w/NO FASTENERS - 3 FASTENER SETS

PER FOOT REQUIRED

ORDERING NUMBER	ITEM CODE	WT. LBS.	FEET/CTN.	MIN. PULLEY	
				in.	mm
EC1-1/4-C	99597	119.0	240	3	75
EC2-C	99598	125.0	180	3	75
EC3-C	99599	123.0	120	3	75
EC4-C	99601	121.0	72	4	100
EC6-C	99600	126.0	36	6	150
12 FT. LENGTHS IN PVC					
EC1-1/4-CPVC	99959	107.0	168	3	75
EC2-CPVC	99960	116.0	120	3	75
EC3-CPVC	99961	120.0	84	3	75

EXTRA FASTENER SETS

61/BAG

ORDERING NUMBER	ITEM CODE	WT. LBS.	SIZE
FASTENERS FOR 1-1/4", 2" & 3" CLEATS			
ECF	99589	2.8	1/4" x 1-1/4"
ECFS	99593	2.9	
ECFT	99590	2.3	
FASTENERS FOR 4" CLEATS			
EC4F	99591	3.3	1/4" x 1-3/4"
EC4FT	99592	2.3	
FASTENERS FOR 6" CLEATS			
EC6F*	99594	2.0	1/4" x 2"

*33/Bag

Tatch-A-Cleat® Mechanical Cleats

TATCH-A-LUG®

Min. Pulley 2" (50 mm)

DESCRIPTION	ORDERING NUMBER	ITEM CODE	WT. LBS.
(25 LUGS/CARTON)	LG1-1/2	99541	1.8
	LG2	99543	2.0
(26 EACH)			
Extra Fastener Sets – Plated	LG3/4-F	99546	.3
– Stainless	LG3/4-FS	99547	.3
Economy Carton (100 LUGS)	LG1-1/2-C	99542	6.7
	LG2-C	99544	7.1



TATCH-A-PEG®

Min. Pulley 2" (50 mm)

DESCRIPTION	ORDERING NUMBER	ITEM CODE	WT. LBS.
(100 PEGS/CARTON)	PG2	99539	4.3
	PG3	99537	6.9
Extra Fastener Sets – Plated (100 / bag)	P1/2-F	99548	.8
	P3/4-F	99538	1.0




EXTRA WASHERS

FOR CLEAT:	ORDERING NUMBER	ITEM CODE	WT. LBS.	DIA.
Econo-Cleat®	CW25/100	99690	.1	1/4"
Tatch-A-Lug®, Model "L"	CW1024	99626	.1	13/64"
Tatch-A-Peg®				
BULK WASHERS				
Tatch-A-Lug®, Model "L"	CWS1024	99627	1.0	13/64"
Tatch-A-Peg®				

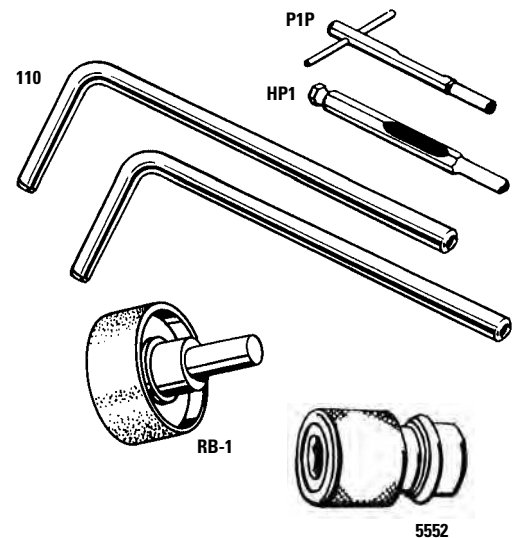
TATCH-A-GUIDE®


DESCRIPTION	LENGTH		ORDERING NUMBER	ITEM CODE	WT. LBS.	MIN. PULLEY	
	in.	mm				in.	mm
Plated (10/CTN.)	8"	200	A10	99551	1.0	4	100
	8"	200	B10	99553	1.3	6	150
	9 1/4"	235	C10	99555	3.3	8	200
Stainless	8"	200	A10S	99552	1.0	4	100
	8"	200	B10S	99554	1.3	6	150
	9 1/4"	235	C10S	99556	3.3	8	200
Extra Fasteners Sets (31/BAG)							
Plated	– Size A		G1/2-F	99560	.1		
	– Size B		G5/8-F	99566	.1		
	– Size C		G3/4-F	99572	.3		
Stainless	– Size A		G1/2-FS	99563	.1		
	– Size B		G5/8-FS	99569	.1		
	– Size C		G3/4-FS	99573	.3		




INSTALLATION TOOLS

DESCRIPTION	ORDERING NUMBER	FOR CLEAT TYPE:	DIA.	ITEM CODE	WT. LBS.
Flexco® Belt Punches	P1P	Model L, Econo-Cleat®, Tatch-A-Lug®, Tatch-A-Peg®, & Tatch-A-Guide®	1/4"	30460	.1
	P3P	Model HD	3/8"	30462	.3
Flexco® Power Punches	HP1	Model L, Econo-Cleat®, Tatch-A-Lug®, Tatch-A-Peg®, & Tatch-A-Guide®	1/4"	30463	.2
	HP3	Model HD	3/8"	30465	.2
Flexco® Bolt Breaker (Two per Package)	110			30474	1.2
Quick Change Chuck	5552			30481	0.4
Alligator® Belt Grinder	RB-1			30867	0.7



 **Stock Items** (non-shaded) carried in factory inventory.

 **Made To Order Items** (shaded) allow one week for production. In most cases, the next standard stock item can be adapted to meet your requirements.

Non-Listed Items are available. Request quote for price and delivery.

Tatch-A-Cleat® Rubber Bondable

RUBBER BONDABLE

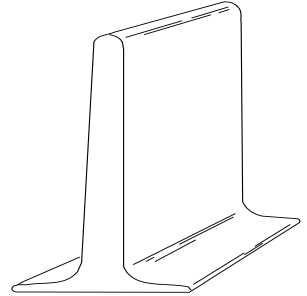
T CLEATS

BUFFED - STANDARD PACK 10' LENGTHS - NITRILE 60 DURO - 1500 lb. TENSILE

WHITE		BLACK		WT./FT.	MIN. ORDER QTY.	HEIGHT	BASE WIDTH	THICKNESS	MIN. PULLEY DIAMETER
ORDERING NUMBER	ITEM CODE	ORDERING NUMBER	ITEM CODE						
T-3/4WNIB	99966	T-3/4BNIB	99982	.40	100'	3/4"	2 1/8"	.250"	6"
T-1WNIB	99967	T-1BNIB	99983	.45	100'	1"	2 1/8"	.250"	6"
T-1-1/2WNIB	99968	T-1-1/2BNIB	99984	.57	100'	1 1/2"	2 1/8"	.250"	6"
T-2WNIB	99969	T-2BNIB	99985	.62	100'	2"	2 1/8"	.250"	6"
		T-3BNIB	99987	1.20	100'	3"	2 1/8"	.375"	6"

UNBUFFED - STANDARD PACK 10' LENGTHS - NITRILE 60 DURO - 1500 lb. TENSILE

T-1/2WNI	99818			.27	100'	1/2"	1"	.250"	4"
----------	-------	--	--	-----	------	------	----	-------	----



T CLEAT

BONDABLE CLEAT – TEMPERATURE SERVICE RANGE

FOR CLEAT TYPE:	TEMPERATURE RANGE
RUBBER BONDABLE	
T-Cleat, Scoop Cleats	-40°F to +180°F
V-Guides	-40°F to +210°F
PVC BONDABLE	
T-Cleat, Scoop Cleats, V-Guides	-20°F to +150°F

Made To Order Items Allow 6-8 weeks for delivery. Minimum order may apply.

NOTE: One reel or carton minimum per size and color.
Non Listed Items are available.
 Request quote for price and delivery.

NOTE: Customized Profiles and Formulations can be quoted.

NOTE: Allow for greater pulley diameters if system has reverse bends.

Tatch-A-Cleat® Rubber Bondable

RUBBER BONDABLE

V-GUIDE BUFFED

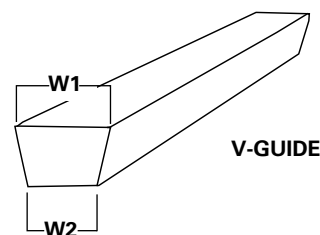
STANDARD PACK 100' LENGTHS - NEOPRENE 60 DURO - 1500 lb. TENSILE

WHITE		BLACK		WT./FT.	QUANTITY CTN./REEL	SIZE	W1	W2	HEIGHT	MIN. PULLEY DIAMETER
ORDERING NUMBER	ITEM CODE	ORDERING NUMBER	ITEM CODE							
		AVGBNEB	99996	.09	100'	A	1/2"	5/16"	5/16"	4"

STANDARD REEL* NEOPRENE 60 DURO - 1500 lb. TENSILE

OVGWNEB-500	99287			.05	500'	O	3/8"	1/4"	1/4"	2"
AVGWNEB-500	99288	AVGBNEB-500	99302	.09	500'	A	1/2"	5/16"	5/16"	4"
BVGWNEB-500	99289	BVGBNEB-500	99303	.15	500'	B	5/8"	7/16"	7/16"	6"
CVGWNEB-300	99290	CVGBNEB-300	99304	.25	300'	C	7/8"	17/32"	17/32"	8"

*White V-guides shipped in 2 pieces on one reel.



V-GUIDE UNBUFFED

STANDARD PACK 100' LENGTHS - NEOPRENE 60 DURO - 1500 lb. TENSILE

WHITE		BLACK		WT./FT.	QUANTITY CTN./REEL	SIZE	W1	W2	HEIGHT	MIN. PULLEY DIAMETER
ORDERING NUMBER	ITEM CODE	ORDERING NUMBER	ITEM CODE							
		AVGBNE	99855	.09	100'	A	1/2"	5/16"	5/16"	4"

STANDARD REEL* NEOPRENE 60 DURO - 1500 lb. TENSILE

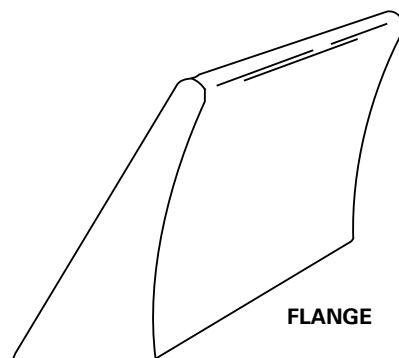
OVGWNE-500	99280			.05	500'	O	3/8"	1/4"	1/4"	2"
AVGWNE-500	99281	AVGBNE-500	99295	.09	500'	A	1/2"	5/16"	5/16"	4"
BVGWNE-500	99282	BVGBNE-500	99296	.15	500'	B	5/8"	7/16"	7/16"	6"
CVGWNE-300	99283	CVGBNE-300	99297	.25	300'	C	7/8"	17/32"	17/32"	8"

*White V-guides shipped in 2 pieces on one reel.

FLANGES

50' LENGTHS - NEOPRENE 45 DURO - 1200 lb. TENSILE, 600% ELONGATION - BLACK ONLY

ORDERING NUMBER	ITEM CODE	WT./FT.	QTY./CTN.	HEIGHT	BASE WIDTH	MIN. PULLEY DIA.	
						FLANGE	CLEAT
FL1BNE	99860	.24	50'	1"	3/4"	6"	4"
FL1-1/2BNE	99861	.48	50'	1 1/2"	1"	8"	5"



NOTE: One reel or carton minimum per size and color.

Non Listed Items are available.

Request quote for price and delivery.

NOTE: Customized Profiles and Formulations can be quoted.

NOTE: Allow for greater pulley diameters if system has reverse bends.

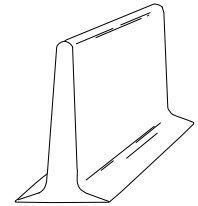
Tatch-A-Cleat® PVC Bondable

PVC BONDABLE

T CLEATS

STANDARD PACK 10' LENGTHS - 70 DURO - 1750 lb. TENSILE

WHITE		BLACK		WT./CTN.	QTY./CTN.	HEIGHT	BASE WIDTH	THICKNESS	MIN. PULLEY DIAMETER
ORDERING NUMBER	ITEM CODE	ORDERING NUMBER	ITEM CODE						
T1/2WP-100	99112	T1/2BP-100	99126	27.0	100'	1/2"	1"	.220"	2 1/2"
T3/4WP-100	99113	T3/4BP-100	99127	40.0	100'	3/4"	1"	.220"	2 1/2"
T1WP-100	99114	T1BP-100	99128	45.0	100'	1"	1 1/2"	.380"	3"
T1-1/2WP-100	99115	T1-1/2BP-100	99129	57.0	100'	1 1/2"	1 1/2"	.380"	3"
T2WP-100	99116	T2BP-100	99130	62.0	100'	2"	1 1/2"	.380"	3"
		T2-1/2BP-50	99131	45.0	50'	2 1/2"	1 1/2"	.380"	4"
T3WP-50	99118	T3BP-50	99132	49.0	50'	3"	1- 1/2"	.380"	4"



T CLEAT

BULK PACK 10' LENGTHS - 70 DURO - 1750 lb. TENSILE

T1/2WP-500	99168	T1/2BP-500	99182	135.0	500'	1/2"	1"	.220"	2 1/2"
T3/4WP-500	99169	T3/4BP-500	99183	200.0	500'	3/4"	1"	.220"	2 1/2"
T1WP-400	99170	T1BP-400	99184	180.0	400'	1"	1 1/2"	.380"	3"
T1-1/2WP-300	99171	T1-1/2BP-300	99185	171.0	300'	1 1/2"	1 1/2"	.380"	3"
T2WP-250	99172	T2BP-250	99186	155.0	250'	2"	1 1/2"	.380"	3"
T2-1/2WP-150	99173	T2-1/2BP-150	99187	135.0	150'	2 1/2"	1 1/2"	.380"	4"
T3WP-100	99174	T3BP-100	99188	97.0	100'	3"	1 1/2"	.380"	4"
TH3WP-100	99175	TH3BP-100	99189	116.0	100'	3"	1 1/2"	.500"	5"

COIL PACK 100' LENGTHS - 70 DURO - 1750 lb. TENSILE

T1WP-600	99151	T1BP-600	99158	270.0	600'	1"	1 1/2"	.380"	3"
T1-1/2WP-400	99152	T1-1/2BP-400	99159	228.0	400'	1 1/2"	1 1/2"	.380"	3"
TH1-1/2WP-400	99153	TH1-1/2BP-400	99160	274.0	400'	1 1/2"	1 1/2"	.500"	3"
T2WP-300	99154	T2BP-300	99161	186.0	300'	2"	1 1/2"	.380"	3"
		T2-1/2BP-300	99162	270.0	300'	2 1/2"	1 1/2"	.380"	4"
T3WP-200	99156	T3BP-200	99163	194.0	200'	3"	1 1/2"	.380"	4"
TH3WP-200	99157	TH3BP-200	99164	232.0	200'	3"	1 1/2"	.500"	5"
TH4WP-100	99135	TH4BP-100	99136	125.0	100'	4"	1 1/2"	.500"	5"

SCOOP CLEATS

STANDARD PACK 10' LENGTHS - 70 DURO - 1750 lb. TENSILE

WHITE		BLACK		WT./FT.	QTY./CTN.	HEIGHT	BASE	MIN. PULLEY DIAMETER
ORDERING NUMBER	ITEM CODE	ORDERING NUMBER	ITEM CODE					
T2SCOOPWP-100	99141			62.0	100'	2"	1.40"	6"

BULK PACK 10' LENGTHS - 70 DURO - 1750 lb. TENSILE

T2SCOOPWP-200	99224			119.0	200'	2"	1.40"	6"
T3SCOOPWP100	99229	T3SCOOPBP-100	99230	111.1	100'	3"	1.75"	8"

NOTE: One reel or carton minimum per size and color.

Non Listed Items are available.

Request quote for price and delivery.

NOTE: Customized Profiles and Formulations can be quoted.

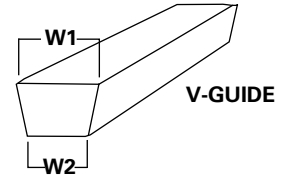
NOTE: Allow for greater pulley diameters if system has reverse bends.

Tatch-A-Cleat® PVC Bondable

PVC BONDABLE V-GUIDES

STANDARD PACK 100' LENGTHS - 70 DURO - 1750 lb. TENSILE

WHITE		BLACK		WT. CTN./REEL	QUANTITY CTN./REEL	SIZE	W1	W2	HEIGHT	MIN. PULLEY DIAMETER
ORDERING NUMBER	ITEM CODE	ORDERING NUMBER	ITEM CODE							
OVGWP-100	99932	OVGBP-100	99936	5.0	100'	O	3/8"	1/4"	1/4"	2"
AVGWP-100	99933	AVGBP-100	99937	9.0	100'	A	1/2"	5/16"	5/16"	4"
BVGWP-100	99934	BVGBP-100	99938	15.0	100'	B	5/8"	3/8"	7/16"	6"
		CVGBP-100	99939	25.0	100'	C	7/8"	7/16"	17/32"	8"



STANDARD REEL 70 DURO - 1750 lb. TENSILE

OVGWP-500	99308	OVGBP-500	99322	25.0	500'	O	3/8"	1/4"	1/4"	2"
AVGWP-500	99309	AVGBP-500	99323	45.0	500'	A	1/2"	5/16"	5/16"	4"
BVGWP-500	99310	BVGBP-500	99324	75.0	500'	B	5/8"	3/8"	7/16"	6"
		CVGBP-250	99325	63.0	250'	C	7/8"	7/16"	17/32"	8"

BULK REEL 70 DURO - 1750 lb. TENSILE

OVGWP-1200	99345	OVGBP-1200	99354	60.0	1200'	O	3/8"	1/4"	1/4"	2"
AMVWP-1200	99371	AMVBP-1200	99369	95.0	1200'	MOD. A	1/2"	3/8"	1/4"	5"
AVGWP-1000	99346	AVGBP-1000	99355	90.0	1000'	A	1/2"	5/16"	5/16"	4"
BVGWP-800	99347	BVGBP-800	99356	120.0	800'	B	5/8"	5/16"	7/16"	6"
CVGWP-400	99348	CVGBP-400	99357	100.0	400'	C	7/8"	7/16"	17/32"	8"
K8VGP-1500	99338			50.0	1500'	K	5/16"	3/16"	3/16"	

NOTCHED V-GUIDES

STANDARD PACK 100' LENGTHS - 70 DURO - 1750 lb. TENSILE

WHITE		BLACK		WT. CTN./REEL	QUANTITY CTN./REEL	SIZE	W1	W2	HEIGHT	MIN. PULLEY DIAMETER
ORDERING NUMBER	ITEM CODE	ORDERING NUMBER	ITEM CODE							
ONWP-100	99364	ONBP-100	99372	5.0	100'	O	3/8"	1/4"	1/4"	2"
ANWP-100	99365	ANBP-100	99373	7.0	100'	A	1/2"	5/16"	5/16"	4"
		BNBP-100	99374	11.0	100'	B	5/8"	3/8"	7/16"	6"

STANDARD REEL 70 DURO - 1750 lb. TENSILE

ONWP-500	99359	ONBP-500	99350	30.0	500'	O	3/8"	1/4"	1/4"	2"
ANWP-500	99360	ANBP-500	99351	40.0	500'	A	1/2"	5/16"	5/16"	4"
BNWP-500	99361	BNBP-500	99352	60.0	500'	B	5/8"	3/8"	7/16"	6"

BULK REEL 70 DURO - 1750 lb. TENSILE

ONWP-1200	99334	ONBP-1200	99341	71.0	1200'	O	3/8"	1/4"	1/4"	2"
ANWP-1000	99335	ANBP-1000	99342	81.0	1000'	A	1/2"	5/16"	5/16"	4"
BNWP-800	99336	BNBP-800	99343	93.0	800'	B	5/8"	3/8"	7/16"	6"
CNWP-400	99337	CNBP-400	99344	87.0	400'	C	7/8"	7/16"	17/32"	8"

NOTE: One reel or carton minimum per size and color.

Non Listed Items are available.

Request quote for price and delivery.

NOTE: Customized Profiles and Formulations can be quoted.

NOTE: Allow for greater pulley diameters if system has reverse bends.

Book Index By Ordering Number

Order Number	Page	Order Number	Page	Order Number	Page	Order Number	Page
00	29	1LLHT6, 1LLHT12	10	25S-12 thru 25S-60	27	375X-12 thru 375X-72	51
00-12 thru 00-60	26	1LLS6, 1LLS12	11	25SRH12	29	375X-2, 375X-3, etc.	49
00H6 thru 00H60	28	1LLS6NYS	11	25SS1NYS, 25SS2NYS, 25SS3NYS, etc.	14	375XEJ18NB thru 375XEJ42NB	48
00S	29	1LLSPG6, 1LLSPG12	10	25VL-7	22	375XJ12NC thru 375XJ60NC	48
00S-12 thru 00S-60	27	1LLSPS12, 1LLSPHT12	11	27-12 thru 27-60	26	375XJ18NCS thru 375XJ48NCS	48
00SH24 thru 00SH60	28	1LLSS6, 1LLSS12, 1LLSPSS12	11	2-72	67	375XJ24SC thru 375XJ48SC	48
04140	78	1LW95	22	27E, 27K, 27L, etc.	29	375XS-2	49
1 & 7 CLIP	28	1S12, 1S12NYS	11	27RH12	29	375XS-2STS	49
1&7H6 thru 1&7H60	28	1S-12 thru 1S-60	27	27S-12 thru 27S-60	27	375XS-3, 375XS-3STS	49
1&7SH12 thru 1&7SH60	28	1SPS6, 1SPSS6, etc.	11	2B	8	375XSJ18NCS thru 375XSJ60SSC	48
100	52	1SPS6NYS, 1SPS12NYS	11	2BH	69	3B, 3M, 3S, 3SNYS, etc.	8
100T-300 thru 100T-1200	39	1SS6, 1SS12, etc.	11	2C, 2CMA, etc.	67	3C	67
1-1/2-12, 1-1/2-18, etc.	68	1VL-7	22	2E, 2ES, etc.	67	3G, 3GNY	7
1-1/2-18-45, 1-1/2-24-45, etc.	68	1XSPG12, 1XSPG12NYS	10	2G, 2GNY, etc.	7	3HT, 3HT-WIDE	7
1-1/2C, 1-1/2CMA, etc.	67	1XSPG6, 1XSPG6NY	10	2M, 2S	8	400 thru 460	51
1-1/2E, 1-1/2EMAP, etc.	67	1XSPHT6, 1XSPHT12	10	2SNYS, 2SPB	8	400430 thru 400460	51
1-1/2EP, 1-1/2ES, etc.	67	1XSPS12, 1XSPS12NYS	11	2SPG, 2SPGNY	7	40988, 40990, 40991	63, 74
110	52, 67, 85	1XSPS6, 1XSPS6NYS	11	2SPHT	7	4-1/2-3HT, etc.	7
1-12 thru 1-48	68	1XSPSS6, 1XSPSS12	11	2SPM, 2SPS, etc.	8	4-1/2-3RHTX(45)W-4, etc.	9
112, 113	67	20	29	2VP, 2VPB	67	4-1/2G, 4-1/2GW, 4-1/2HT, etc.	7
1-12-45 thru 1-48-45	68	20-12 thru 20-60	26	2W, 2WL, 2WS, etc.	69	4-1/2S, 4-1/2SS, etc.	8
125MA, 187MA	34	20377, 20378, 20379	70	3	67	41008	72
125-RET-50, 187-RET-50	33	20380, 20381, 20387, 20397 etc.	51, 70	300	78	4-2G, 4-2GNY, 4-2HT, etc.	7
12Lacer, 12Lacer-chain	23	20398, 20399, 20399, etc.	51, 70	30023, 30023L, etc.	51, 78	4-2S, 4-2SNYS	8
140-12 thru 140-48	68	20406, 20410, 20414, etc.	70	30027	78	45 CLIP	28
140-24-45 thru 140-60-45	68	20E, 20S, etc.	29	300312 thru 300360	78	45-12 thru 45-60	26
140C, 140CMA, etc.	67	20H12 thru 20H60	28	30LPSS	12	45H12 thru 45H60	28
140E, 140EE, etc.	67	20RH12, 20SRH12, etc.	29	30LSS	12	45RH12	29
140EP, 140ES, etc.	67	20S-12 thru 20S-60	27	30PSS	12	45S-12 thru 45S-48	27
140VP, 140VPB, etc.	67	20SH24, 20SH30, etc.	28	30SS	12	45SH36, 45SH48	28
15	29	2-1/2, 2-1/2C, etc.	67	31071	78	45U, 45US, etc.	29
15 & 20 CLIP	28	2-1/2-20 thru 2-1/2-72	68	310-RET-50	52, 59, 61	4APSS	12
150T-300 thru 150T-1200	39	2-1/4-24 thru 2-1/4-72	68	31987	79	4B, 4M	8
15E	29	2-1/4C, 2-1/4CMA, etc.	67, 70	3-1G, 3-1GNY, 3-1HT, etc.	7	4FH	62, 74, 79
15-12 thru 15-60	26	2-1/4E, 2-1/4EE, etc.	67, 70	3-1S, 3-1SS	8	4G, 4GNY, 4HT, etc.	7
15S-16 thru 15S-60	27	2-12 thru 2-72	68	330, 342, etc.	78	4S, 4SS, 4SNYS, etc.	8
15RH12	29	22	77	324E, 330E, 336E, etc.	78	5009	32, 81
15SH18 thru 15SH60	28	2-24-45 thru 2-72-45	68	3-36 thru 3-72	68	512 thru 572	51
16	70	25 & 27 CLIP	28	3-4-1/2G	7	5-3G, 5-3GW, 5-3HT, etc.	7
187-RET-50	33	25&27H12 thru 25&27H60	28	3-4-1/2G(26)W-8	9	5-3S	8
187MA	34	25&27SH12 thru 25&27SH60	28	3-4-1/2G(42)W-4	9	55&65H24 thru 55&65H60	28
190-12 thru 190-60	68	25-12 thru 25-60	26	3-4-1/2G(67)-10POP	9	55&65RH12	29
190-18-45 thru 190-60-45	68	2-54	68	3-4-1/2GNY	7	55&65SH24	28
190C, 190CMA, etc.	67	25D, 25DS, 25E, etc.	29	35 CLIP	28	550-1	49
190E, 190EE, etc.	67	25G1-1/4NY, 25G1-1/2NY	14	35-12 thru 35-60	26	550-1STS	49
190ES, 190EST	67	25G12, 25G12NYS	13	35E, 35N, etc.	29	550-3	49
190VP, 190VPB, etc.	67	25G1NY, 25G1-3/4NY, etc.	14	35H12 thru 35H60	28	550-3STS	49
1A, 1AS	29	25G2NY, 25G2-1/4NY, etc.	14	35RH12	29	550J18NC thru 550J60NC	49
1A-12 thru 1A-60	26	25G3NY, 25G3/4NY, etc.	14	35S-12 thru 35S-60	27	550J24NAC thru 550J54NAC	49
1C, 1CMA	67	25G4NY, 25G4-1/2NY, etc.	14	35SH12 thru 35SH48	28	550J24NCS thru 550J48NCS	49
1E	67	25G6, 25G5/8NY, etc.	13	36H	12	550J24SC thru 550J48SC	49
1G12, 1G12NY	10	25LEVER	22	36LEVER	22	550J24SSC thru 550J48SSC	49
1G6, 1G6NY	10	25LLG12, 25LLG12NY, etc.	13	36LLH, 36LLLPSS, etc.	12	550MA-1	49
1HT6, 1HT12	10	25LLG6, 25LLG6NY, etc.	13	36SPH, 36SPSS, etc.	12		
1LLG12, 1LLG12NY	10	25LLSS6, 25LLSS12, etc.	13	36VL-7	22		
1LLG6, 1LLG6NY	10						

Book Index By Ordering Number

Order Number	Page	Order Number	Page	Order Number	Page	Order Number	Page
550MAJ18SSC thru 550MAJ48SSC	49	ACS6-40 thru ACS6-84	61	B43774M	41	CBV-72, CBV-84, CBV-96	81
550S-1	49	ACS6-40-1 thru ACS6-84-1	61	B823	78	CBV-XS, CBV-S, etc.	81
550S-1STS	49	Adapter Spring Clip	24	BB, BB4, BB455	41	CEBC1-CEBC2	78
550SJ18NCS thru 550SJ60NCS	49	AERO-300, AERO-600, etc.	45	BBL-7, BBL-10	22	Clamp Knob Assembly	38
550SJ18SSC thru 550SJ60SSC	49	AERO-CABLE-230V1PH-6-15, AERO-CABLE-230V1PH-6-20, etc.	45	Binder	43	Clipper Scissors	43
55-12 thru 55-60	26	AERO-CABLE-230V3PH, AERO-CABLE-230V3PH- L15-20, etc.	45	Blade-6, Blade-10, etc.	42	Clipper-Hook Gauge	43
5552	52, 69, 85	AERO-O-STAND-E	45	Block-6, Block-10, etc.	42	CLIPS (550)	49
55S-18	27	AERO-S10.5-10M, AERO-S10.5-900	45	BN-1	33, 43, 77	CNBP-100, CNBP-250, etc.	89
55S-24	27	AERO-S13-300, AERO-S13-600, etc.	45	BNBP-100, BNBP-500, etc.	89	CNWP-100, CNWP-250, etc.	89
55S-30	27	AH37530 thru AH37548	52	BNWP-100, BNWP-500, etc.	89	Cover-12, Cover-25, etc.	23
55S-36	27	AH530 thru AH548	52	BR101, BR103	72	CSRL8C/D, CSRL8C/D-S, etc.	58
55S-48	27	AMVBP-1200, AMVWP-1200	89	BR-14, BR-14MA	72	CSRL8D, CSRL8D-S, etc.	58
55W, 55WS	29	ANBP-100, ANBP-500, etc.	89	BR141	72	CSRL8E, CSRL8E-S, etc.	58
5APSS	12	ANWP-100, ANWP-500, etc.	89	BR151	74	CSRL8F, CSRL8F-S, etc.	58
5G, 5GW, 5HT, etc.	7	APC-1	18, 33, 43	BR300, BR359	74	CSRL8G, CSRL8G-S, etc.	58
5S, 5SS, 5SW, etc.	8	APF100B-50, APF100B-100, etc.	38	BR500D	74	CSRL8H, CSRL8H-S, etc.	58
62-RET-50	33	APF100BLUE-50, APF- 100BLUE-100, etc.	38	BR-530 thru BR-560	75	CSRL8I, CSRL8I-S, etc.	58
65-12 thru 65-60	26	APF100W-50, APF100W-100, etc.	38	BR6MA-SE	72	CSRL8J, CSRL8J-S, etc.	58
65X	29	APF150B-50, APF150B-100, etc.	38	BR6-SE-24 thru BR6-SE-42	72	CSRL8K, CSRL8K-S, etc.	58
6APPSS	12	APF150BLUE-50, APF150BLUE-100, etc.	38	BR6S-SE-24 thru BR6S-SE-42	72	CSRLA, CSRLA-S, etc.	58, 73
6APSS	12	APF150W-50, APF150W-100, etc.	38	Brass Bushing	24	CSRLB, CSRLB-S etc.	58, 73
6D	51, 69	AR1P, AR3-15	36	BRP100-42 thru BRP100-72	75	CSRLC, CSRLC-S, etc.	58, 73
6FH	62, 79	ARJ4/100, ARJ6/150, etc.	36	BRP10AL-18AB thru BRP10AL-96AB	75	CSRLC/D, CSRLC/D-S, etc.	58, 73
6G, 6GW, 6HT, etc.	7	ARJ7/175	36	BRP2, BRP21, BRP26, etc.	75	CSRLD, CSRLD-S, etc.	58, 73
6S, 6SS, 6SW, etc.	8	ARSH4/100, ARSH6/150, etc.	36	BRP22-30 thru BRP22-60	75	CSRLE, CSRLE-S, etc.	58, 73
7	29	ARSH7/175	36	BRP3	74, 75	CSRLF, CSRLF-S	58, 73
7-12 thru 7-60	26	ARSS1-7/175	36	BRP31	75	CSRLG, CSRLG-S	58
7G, 7GW	7	ART-7, ART-14, etc.	36	BRP59-30 thru BRP59-60	75	CSRLG-S-W, CSRLG-W	58, 73
7S	8	ART7-5, ART7-7, etc.	36	BRP6-10AL18CB thru BRP6-10AL96CB	75	Cutter-25-26	42
7S-12 thru 7S-60	27	ARTK-7, ARTK-14	36	BRP6AL-18AB thru BRP6AL-96AB	75	Cutter-Unibar Wire	43
7SS, 7SW, etc.	8	ASL60/3, ASL60/30, etc.	39	BRPS	64, 75	CV100, CV250	41
7S-Trans	29	ASL60D/3, ASL60D/10, etc.	39	BRR-1014, BRR-11, BRR-DP	74	CVGBNE, CVGBNE-300	87
820/840-1CB	78	ASL90/3, ASL90/10, etc.	39	BT-1	69, 77	CVGBNEB, CVGBNEB-300	87
820/840WA	42, 78	ASL90D/3, ASL90D/10, etc.	39	BV100	41	CVGBP-100, CVGBP-250, etc.	89
840-36CL thru 840-72CL	42	ASLB60/3, ASLB60/30, etc.	39	BV20	41	CVGWNE, CVGWNE-300	87
840836 thru 840884	78	ASLB90/3, ASLB90/30, etc.	39	BV250	41	CVGWNEB, CVGWNEB-300	87
840SD	42, 78	ASLB90D/3, ASLB90D/10, etc.	39	BVGBNE, BVGBNE-500	87	CVGWWP-100, CVGWWP-250, etc.	89
845836LD thru 845872LD	42	ASLB90D/3, ASLB90D/10, etc.	39	BVGBNEB, BVGBNEB-500	87	CW1024, CW25/100, CWS1024	85
845-CBK	42	ASLHP60-C, ASLHP80-C, etc.	39	BVGBP-100, BVGBP-500, etc.	89	D750, D75050, etc.	41
8D	69, 78	AV20, AV100, etc.	41	BVGWNE, BVGWNE-500	87	DL065	19
900924 thru 900984	42, 78	AVGBNE, AVGBNE-500	89	BVGWNEB, BVGWNEB-500	87	DL065-C	17
900CBK	42, 78	AVGBNEB, AVGBNEB-500	87	BVGWWP-100, BVGWWP-500, etc.	89	DL065X25FT-W/5FT	18
A10, A10S, etc.	85	AVGBP-100, AVGBP-500, AVGBP-1000	89	C10, C10S	85	DL093, DL093-C, etc.	19
A100P, A150P	39	AVGWNE, AVGWNE-500	87	C150	34	DL109, DL109-C	19
A312	41	AVGWNEB, AVGWNEB-500	87	C1C, C2C	69	DL125, DL125-C	19
A31255	41	AVGWP-100, AVGWP-500, AVGWP-1000	89	C531, C53150, C53155, etc.	41	DR-SW	65
A31274	41	B10, B10S	85	C62520, C62523, C62540, etc.	41	DSS065, DSS065-C	19
AC-18 thru AC-48	50, 59	B1B, B2B	52, 69	CABLE STRIPPER	18	DSS093, DSS093-C, etc.	19
AC-18-1 thru AC-60-1	48, 47	B437	41	Carding Paper Remover	43	DSS109, DSS109-C	19
AC6-24 thru AC6-84	58	B43740 thru B43774	41	Carrying Strap	20	EBC1, EBC1-B, etc.	78
AC6-24-1 thru AC6-72-1	58			CBR6A, CBR6A-S, CBR6B, CBR6B, etc.	73	EBC2, EBC2-B, etc.	78
ACS-30 thru ACS-72	50, 59					EBC-EB, EBC-H	78
ACS-30-1 thru ACS-72-1	50, 59					EC1-1/4, EC1-1/4-C, etc.	84
ACS6-36/900, ACS6-36/900-1	61					EC2, EC2-C, etc.	84
						EC3, EC3-T, etc.	84

Book Index By Ordering Number

Order Number	Page	Order Number	Page	Order Number	Page	Order Number	Page
EC4, EC4-C, etc.	84	HP2	69	MDT220-1	38	NY156, NY156-12, etc.	19
EC6, EC6-C, etc.	84	HP3	69, 85	MICROLACER	21	NYS053, NYS053-C, etc.	19
ECF, ECFS, etc.	84	HPRET1, HPRET2	60	MPSK5, MPSK8	65	NYS065-1-1/2-100, NYS065-1-1/4-100, NYS065-12, etc.	18
EH-12, EH-25, etc.	23	HR1-12, HR1-25, etc.	23	MSRT-30 thru MSRT-84	62	NYS065-C	17
EPRDVS-DR, EPRDVSK-1	65	HR1LW95, HR2LW95	22	MSRT-30-AL thru MSRT-96-AL	62	NYS079, NYS079-C	19
Face Strip Knobs	20, 21	HR2-12, HR2-25, etc.	23	MSRT8-48 thru MSRT8-84	62	NYS093, NYS093-12, etc.	19
FBG1	63, 69, 74, 77	HR25-12, HR25-25, etc.	23	MSRT8-48-AL thru MSRT8-96-AL	62	NYS109, NYS109-12, etc.	19
FHGP18 thru FHGP60	48	HR36-12, HR36-25 etc.	23	MSRT9-48 thru MSRT9-84	62	NYS125, NYS125-12, etc.	19
FHGP24-1 thru FHGP60-1	48	HRD-GB5-4, HRD-GB5-8, etc.	65	MW043, MW054, etc.	19	NYS156, NYS156-12, etc.	19
FL1-1/2BNE	87	HSP3	63, 69, 74, 77	N054, N093	19	ONBP-100, ONBP-500, etc.	89
FL11C	69	HW1	52, 69	NAC-18 thru NAC-72	50, 59	ONWP-100, ONWP-500, etc.	89
FL1BNE	87	HW2, HW3	69	NAC-18-1 thru NAC-72-1	50, 59	OVGBNE-500, OVGB- NEB-500	87
FL7C	52, 69	K8VGWP-1500	89	NAC6-24 thru NAC6-84	59	OVGBP-100, OVGBP-500, etc.	89
FLCK	79	L1/2-F, L1/2-FS, etc.	84	NAC6-24-1 thru NAC6-84-1	59	OVGWNE, OVGWNE-500	87
FL-CP-1, FLCP-ISS	82	L1-1/2-B, L1-1/2-BS, etc.	84	NB-18-1 thru NB-42-1	48	OVGWNEB, OVGWNEB-500	87
FL-L, FL-M	79	L1-1/2-W, L1-1/2-WS, etc.	84	NC-12 thru NC-72	50, 59	OVGWP-100, OVGWP-500, etc.	89
FLM-PC	82	L1-B, L1-BS, etc.	84	NC-12-1 thru NC-72-1	50, 59	P1/2-F, P1/2-FS	85
FL-PC-1, FL-PC-ISS	82	L2-B, L2-BS, etc.	84	NC187-C	32	P1P	52, 69, 85
FL-RBI, FL-RPI	82	L3/4-F, L3/4-FS etc.	84	NC187-X	32	P2C1, P2C2	24
FLSC-1, FLSC-ISS	82	L3-B, L3-BS, etc.	84	NC1-C, NC1-X	32	P2C25/36	24
FLSCM-1	82	L5/8-B, L5/8-BS, etc.	84	NC-C	50, 59	P2CLPR1, P2CLPR25, etc.	24
FRT-1	77	Lacing Accessory Kit	43	NCS065, NCS093, etc.	19	P2GF, P2GF15	24
FSGOLD1-24 thru FSGOLD2-60	20	LBS-Laser Belt Square	42	NCS065-C, NCS093-C, etc.	17	P2P	69
FSGOLD36-24 thru FSGOLD36-60	20	LG1-1/2LG1-1/2-C, etc.	85	NCS065X10FT-W/10FT, NCS065X25FT-W/5FT	18	P3/4-F, P3/4-FS	85
FSGOLD4-1/2-24 thru FSGOLD4-1/2-60	20	LG2, LG2-C, etc.	85	NCS093X15FT-W/2FT, NCS093X10FT-W/10FT, etc.	18	P3P	69, 85
FSK-1A, FSK-1B, FSK-1BA	63, 79	Linear Bearing	24	NCS-12 thru NCS-72	50, 59	P4C1, P4C2	24
FSK-1CFSK-1R, FSK-1S	63, 79	LP1/36 VALU	21	NCS125, NCS156, etc.	19	P4C25/36	24
FSK-2, FSK-2F, FSK2-FDRA	63, 79	LP1/36-12, LP1/36-25, etc.	23	NCS125-C, NCS156-C, etc.	17	P4CLPR1, P4CLPR25, etc.	24
FSMAN1-24 thru FSMAN1-60	20	LP2-12, LP2-25, etc.	23	NCS1-C, NCS1-X	32	P4GF, P4GF15	24
FSMAN1-MICRO thru FSMAN36-MICRO	21	LPGOLD1/36-24 thru LPGOLD1/36-60	20	NCS-20 thru NCS-60	50, 59	P6ALL100M-24, P6ALL100M-36	24
FSMAN2-24 thru FSMAN2-60	20	LPGOLDREG-24 thru LPGOLDREG-60	20	NCS-24-1 thru NCS-72-1	50, 59	P6ALL115-24, P6ALL115-36	24
FSMAN30-24 thru FSMAN30-60	20	LPMAN1/36-24 thru LPMAN1/36-60	20	NCS62-C, NCS62-X	32	P6C1, P6C2, P6C25/36	24
FSMAN36-24 thru FSMAN36-60	20	LPMAN1/36-MICRO, LPMANREG-MICRO	21	NCS962-48-1 thru NCS975-84-1	61	P6CLPR1M-24 thru P6CLPR1M-60	24
FSMAN4-1/2-24 thru FSMAN4-1/2-60	20	LPMANREG-24 thru LPMANREG-60	20	NCS-C	59	P6CLPR25M-24 thru P6CLPR25M-60	24
G1/2-F, G1/2-FS	85	LPREG VALU	21	NL250-C, NL250-X	38	P6CLPR2M-24 thru P6CLPR2M-60	24
G3/4-F, G3/4-FS	85	LSHD30 thru LSHD72	79	NL350-C, NL350-X	38	P6CLPR36M-24 thru P6CLPR36M-60	24
G5/8-F, G5/8-FS	85	LSHDB30-2 thru LSHDB72-2	79	NP053, NP053-C	19	PCA7-300, PCA7-600	38
GCB-50	43	LSHDLP	79	NP065, NP065-12, etc.	19	PG2, PG3	85
GFSA00-14 thru GFSA00-36	20	LSHD-CPK	79	NP079, NP079-C	19	PLY130-Cart Only	46
GFSAM1&7-14	21	LSHDS	79	NP093, NP093-12, etc.	19	PLY130CT-3X230-60HZ, PLY130CT-3X460-60HZ, etc.	46
GFSAM1&7-24 thru GFSAM1&7-60	20	LW95	22	NP109, NP109-12, etc.	19	PLY130SA- 230V3PH60HZ-L15-20, PLY130SA- 230V3PH60HZ-L15-30, etc.	46
Guide Block Replacement Kit	20, 21	M-4	43	NP125, NP125-12, etc.	19	PLY130VB- 230V3PH60HZ-L15-20, etc.	46
H100	52	MARGB-7, MARGB-14	36	NP156, NP156-12, etc.	19	PLY-BL Blade & Jig, PLY-JG Jig	46
HB1	52, 69	MART-7, MART-14	36	NS054, NS093	19	POLY035X15FT-W/3FT, POLY047X15FT-W/3FT	39
HB2, HB3	69	MART-GBFW, MART-GBK, etc.	36	Nut Driver for Roller Lacer Gold Class	20		
HD1, HD1-1/4-F etc.	84	MARTK-7, MARTK-14	36	NY053, NY053-C	19		
HD2	84	MBRT10-30-AL thru MBRT10-96-AL	74	NY065, NY065-1-1/2-100, NY065-1-1/4-100, etc.	19		
HP1	52, 69, 85	MBRT6-30-AL thru MBRT6-96-AL	74	NY079, NY079-C	19		
		MBRTA-30 thru MBRTA-96	74	NY093, NY093-100, etc.	19		
		MDT-1	38	NY109, NY109-12, etc.	19		
				NY125, NY125-12, etc.	19		

Book Index By Ordering Number

Order Number	Page	Order Number	Page	Order Number	Page	Order Number	Page
PRL4	39	RS187J12/300NC thru RS187J60NC	31	SR9-30-AL thru SR9-96-AL	64	T2-1/2BP-50, T2-1/2BP-150, etc.	88
PRO-200, PRO-200EH	24	RS187J18/450SP thru RS187J60SP	31	SRA, SRA-100, SRA-2M, SRA-S, SRA-S-2M	54, 57, 73	T2-1/2WP-50, T2-1/2WP-150, etc.	88
PRO-400, PRO-600, PRO-6000	24	RS187SJ12/300NCS thru RS187SJ60NCS	31	SRAA, SRAA-100, SRAA-2M, SRAA-S, SRB-S-2M	54	T-2BNI, T-2BNIB	86
PTAH	65	RS187SJ12/300SS thru RS187SJ60SS	31	SRB, SRB-100, SRB-2M, SRB-S	52, 55, 71	T2BP-100, T2BP-250, etc.	88
PTL1, PTL25, PTL30	22	RS62J12/300NC thru RS62J60NC	31	SRC, SRC/D, SRC/D-2M, SRC/D-S, SRC/D-S-2M	57, 73	T2SC00PWP-100, T2SC00PWP-200	88
PTRD-DR, PTRDK, PTRD-RS	65	RS62J12/300SP thru RS62J60SP	31	SRC-100, SRC-2M, SRC-S, SRC-S-2M	57, 73	T2W, T2-WNI, etc.	70
PUN-B-50X20-300, PUN-B-50X20-600, etc.	46	RS62MJ24/600MS	31	SR-CB	62	T-2WNI, T-3BNI	86
PUN-B-70X15-300, PUN-B-70X15-600, etc.	46	RS62SJ12/300NCS thru RS62SJ60NCS	31	SRD, SRD-2M, SRD-S, SRD-S-2M	57, 73	T2WP-100, T2WP-250, etc.	88
PUN-B-80X20-300, PUN-B-80X20-600, etc.	46	RS62SJ12/300SS thru RS62SJ60SS	31	SRE, SRE-2M, SRE-S, SRE-S-2M	57, 73	T2WS72	70
PUN-M-300, PUN-M-600, etc.	46	RSAS-1	32	SRF, SRF-2M, SRF-S, SRF-S-2M	57, 73	T-3/4BNI	86
QDBinder	43	RSC187, RSC187-12, etc.	33	SRG, SRG-2M, SRG-S, SRG-S-2M	57, 73	T3/4BP-100, T3/4BP-500	88
R-10	22	RS-GOLD-DRIVER	33	SRH, SRH-2M, SRH-S, SRH-S-2M	57, 73	T-3/4WNI, T-3/4WNI	86
R2-12/300 thru R2-60/1500	54	RS-GOLD-DA	33	SRI, SRI-2M, SRI-S, SRI-S-2M	57, 73	T3/4WP-100, T3/4WP-500	88
R2MA-SE	54	RSTK4-6, RSTK4-12	32	SRJ, SRJ-S, SRJ-S-2M	57, 73	T3BP-100, T3BP-200, etc.	88
R2S-12/300 thru R2S-60/1500	54	RT-5/8	77	SRK, SRK-S, SRK-S-2M	57, 73	T3SC00PBP-50, T3SC00PBP-100, etc.	88
R2T, R2T-AI	54	RTBS Rough Top Skiver	33, 43	SRPS-AL	64	T3WP-50, T3WP-100, etc.	88
R-4, R-7	22	RTG-2	77	SRTA-30 thru SRTA-84	63	TARGET	42
R5-1/2MA-SE	54	S100B	38	SS1-16/400	32	TH1-1/2BP-400, TH1-1/2WP-400	88
R5-1/2-SE-18/450 thru R5-1/2-SE-72/1800	55	S125, S187	34	SS1-18/450	32	TH3BP-50, TH3BP-100, etc.	88
R5MA-SE	55	S150B	38	SS1-20	32	TH3WP-50, TH3WP-100, etc.	88
R5S	54, 63	S1S	52, 69	SS1-24/600	32	TH4BP-100	88
R5-SE-18/450 thru R5-SE-72/1800	55	S2S, S3S	69	SS1-30/750	32	U2	15, 16
R6-SE-36/900 thru R9S-SE-84/2130	56	SC-18 thru SC-60	50, 59	SS1-36/900	32	U3	15, 16
RAR5-1/2-SE-24/600 thru RAR5-1/2-SE-72/1800	55	SC-24-1 thru SC-72-1	50, 59	SS1-42 thr SS1-60	32	U4	15, 16
RAR5-SE-24/600 thru RAR5-SE-60/1500	55	SC6-36 thru SC6-84	60	SS2-18/450 thru SS2-60	32	U5	15, 16
RAR6LP-SE-42/1050 thru RAR6LP-SE-84/2130	56	SC6-38-1 thru SC6-84-1	60	SS62-12/300 thru SS62-60	32	U6	15
RAR6-SE-42/1050 thru RAR8-SE-84/2130	56	SC932-18-1 thru SC932-72-1	60	SSC-18 thru SSC-60	50, 59	U7	16
RB-1	33, 36, 43, 85	SC932-30 thru SC932-60	60	SSC-24-1 thru SSC-72-1	50, 59	UA2, UA3	16
RBP1E-S, RBP1E-M, etc.	80	SL5-1	62, 69, 74, 77	SSC932-18-1 thru SSC932-72-1	60	UCM	16
RBP1S-S, RBP1S-M, etc.	80	SM054, SM093	19	ST-28	33	Urethane Strip – Priced Per Foot	20
RBPER-S, RBPER-M, etc.	80	SMARTCLAMP	42	ST3-3, ST3-9, etc.	34	Urethane Strip – Priced Per Foot	21
RBPRET	80	SMS040, SMS054, etc.	19	ST4-5, ST4-8, etc.	34	UX1	15, 16
RBPSR-S, RBPSR-M, etc.	80	SP1-16/400 thru SP1-60	32	ST5-3, ST5-5, etc.	34	VALU Lacers	21
Return Springs	24	SP2-18/450 thru SP2-60	32	ST6-9	33	VBK-72, VBK-84, VBK-96	81
Replacement Lacer Pins for Pro-600	24	SP62-12/300 thru SP62-60	32	ST7-5, ST7-9, etc.	33	VUBK-72, VUBK-84, VUBK-96	81
RL-24 thru RL-60	20	SR22-AL, SR22SA, etc.	64	T1/2BP-100, T1/2BP-500	88	VBK-XS, VBK-S, VBK-M, VBK-L	81
RL-G24 thru RL-G60	20	SR23, SR23-AL, etc.	64	T-1/2WNI, T-1-1/2WNI, etc.	86	VUBK-XS, VUBK-S, VUBK-M, VUBK-L	81
RP1C, RP1E, etc.	70	SR2-30 thru SR2-84	64	T1/2WP-100, T1/2WP-500	88		
RP2C, RP2E, etc.	70	SR2-30-AL thru SR2-96-AL	64	T-1-1/2BNI, T-1-1/2BNIB	86		
RS125J10NC thru RS125J48NC	31	SR-50	54, 63, 74	T1-1/2BP-100, T1-1/2BP-300, etc.	88		
RS125J16/400SP thru RS125J48SP	31	SR5-1	64	T-1-1/2WNI	86		
RS125SJ20/500SS thru RS125SJ60SS	31	SR5-7	54, 63	T1-1/2WNI	86		
RS125SJ24/600NCS thru RS125SJ60NCS	31	SR700, SR800, SR900	62	T1-1/2WNI	86		
		SR747, SR747-AL	64	T1WP-100, T1WP-400, etc.	88		
		SR757	64				
		SR759	62, 74				
		SR759-2	62				
		SR859-8	62				
		SR91-AL	64				
		SR9-30 thru SR9-84	64				

Book Index By Item Code

Item Code	Page	Item Code	Page	Item Code	Page	Item Code	Page	Item Code	Page	Item Code	Page	Item Code	Page	Item Code	Page
03085	22	03431	21	03714	24	03914	24	04031	20	04200	42	08020	46	10009	29
03119	22	03433	20	03715	24	03915	24	04032	20	04200	78	08021	46	10011	29
03128	43	03433	21	03716	24	03916	24	04033	20	04223	22	08022	46	10012	29
03129	43	03434	22	03717	24	03917	24	04034	20	04261	39	08023	46	10013	29
03132	43	03435	22	03718	24	03919	24	04035	20	04262	39	08024	46	10014	29
03140	24	03441	43	03719	24	03920	24	04036	20	04281	39	08025	46	10020	29
03143	23	03442	43	03720	24	03985	20	04037	20	04305	42	08026	46	10021	29
03148	23	03445	43	03721	24	03986	20	04038	20	04306	42	08027	46	10022	29
03150	23	03450	42	03722	24	03987	20	04039	20	04307	42	08032	45	10023	29
03154	23	03451	42	03723	24	03988	20	04040	20	05019	18	08033	45	10024	29
03155	23	03452	23	03724	24	03996	21	04041	20	05020	18	08034	45	10030	28
03156	23	03453	23	03725	24	03997	20	04042	20	05021	18	08035	45	10031	28
03162	23	03519	23	03726	24	03998	20	04043	20	05022	18	08036	45	10033	28
03163	23	03524	24	03727	24	03999	20	04044	19	05023	18	08037	45	10034	28
03167	23	03525	24	03728	24	04000	20	04044	20	05024	18	08038	45	10035	28
03168	23	03526	24	03729	24	04001	21	04045	20	05025	18	08039	45	10037	28
03168	23	03527	24	03731	24	04002	20	04046	20	05193	18	08040	45	10038	28
03169	23	03528	24	03732	24	04003	20	04047	20	05194	18	08041	45	10050	26
03169	23	03529	24	03733	24	04004	20	04048	20	05195	18	08046	46	10051	26
03170	23	03531	24	03734	24	04005	20	04049	20	05196	18	08053	46	10052	26
03170	23	03532	24	03735	24	04006	20	04051	20	05200	39	08054	46	10053	26
03211	23	03533	24	03736	24	04007	20	04052	20	05201	39	08055	46	10054	26
03211	23	03534	24	03737	24	04008	20	04063	21	05338	15	08056	46	10055	26
03222	23	03535	24	03738	24	04009	20	04064	20	05339	15	08080	45	10056	26
03222	23	03536	24	03739	24	04010	20	04065	20	05340	15	08103	45	10059	26
03225	23	03537	24	03740	24	04011	20	04066	20	05341	15	08104	45	10061	26
03230	42	03538	24	03741	24	04012	20	04067	20	05342	15	08105	45	10062	26
03236	22	03539	24	03742	24	04013	20	04068	20	05343	15	08106	45	10063	26
03238	22	03550	24	03743	24	04014	21	04073	42	05362	7	08107	45	10065	26
03239	33	03551	24	03744	24	04015	20	04093	19	05463	39	08108	45	10070	26
03239	43	03591	24	03745	24	04016	20	04101	42	08000	45	08109	45	10071	26
03241	18	03649	24	03772	42	04017	20	04102	42	08001	45	08110	45	10072	26
03244	43	03650	24	03773	42	04018	20	04140	78	08002	45	08111	45	10073	26
03274	20	03651	24	03774	42	04019	21	04143	42	08003	45	08112	45	10074	26
03274	21	03670	43	03775	42	04020	20	04143	78	08004	45	08113	45	10075	26
03328	21	03671	43	03814	22	04021	20	04144	42	08005	45	08279	46	10076	26
03339	21	03672	43	03817	20	04022	20	04144	78	08006	45	1		10079	26
03368	21	03704	43	03817	21	04023	20	04145	42	08008	45	10000	29	10081	26
03370	20	03707	24	03822	23	04024	21	04145	78	08013	46	10001	29	10082	26
03371	20	03708	24	03822	23	04025	20	04146	42	08014	46	10002	29	10083	26
03372	20	03709	24	03823	23	04026	20	04146	78	08015	46	10003	29	10085	26
03375	20	03710	24	03824	23	04027	20	04147	42	08016	46	10004	29	10090	26
03425	21	03711	24	03827	22	04028	20	04147	78	08017	46	10005	29	10091	26
03429	21	03712	24	03897	20	04029	21	04149	42	08018	46	10007	29	10092	26
03430	21	03713	24	03897	21	04030	20	04149	78	08019	46	10008	29	10093	26

Book Index By Item Code

Item Code	Page	Item Code	Page
99569	85	99937	89
99570	84	99938	89
99572	85	99939	89
99573	85	99959	84
99576	84	99960	84
99577	84	99961	84
99578	84	99966	86
99579	84	99967	86
99580	84	99968	86
99581	84	99969	86
99582	84	99982	86
99583	84	99983	86
99586	84	99984	86
99589	84	99985	86
99590	84	99987	86
99591	84	99996	87
99592	84	99844	87
99593	84	99855	87
99594	84	99860	87
99597	84	99861	87
99598	84	99932	89
99599	84	99933	89
99600	84	99934	89
99601	84	99935	89
99626	85	99936	89
99627	85	99937	89
99648	84	99938	89
99690	85	99939	89
99800	86	99959	84
99818	86	99960	84
99832	87	99961	84
99844	87	99966	86
99845	87	99967	86
99855	87	99968	86
99860	87	99969	86
99861	87	99982	86
99932	89	99983	86
99933	89	99984	86
99934	89	99985	86
99935	89	99987	86
99936	89	99996	87



Partners in Productivity

2525 Wisconsin Avenue, Downers Grove, Illinois 60515

Phone: 1-630-971-0150 Fax: 1-630-971-1180

www.flexco.com