



FLEXAUST[®]



A SCHAUBURG HOSE TECHNOLOGY COMPANY

Commercial & Industrial Hoses, Vacuum Attachments

2020-2021 Product Catalog



Vacuum Hose

Cuffs, Connectors
& Adapters

Metal Floor Tools

ABS Plastic Floor Tools

Wands

Replacement Parts for
Floor Tools & Wands

Friction Fit Attachments

2" & 2 1/4"
Tools & Accessories


Overhead Cleaning

Crevice Tools

Pick-Up Nozzles,
Upholstery Tools,
Utility Tools

Dust Brushes

Accessory Kits



Toll Free: 1.800.334.6878

• www.flexaust.com

• sales@flexaust.com

Flexaust®-TUEC is your number one source for vacuum hose and vacuum cleaning attachments with the broadest selection in the industry. With our hoses and attachments, you have a hard combination to beat.

Flexaust® Product Selection Guide

There are five critical factors in selecting the proper hose and ducting for your application. These are: Size, Temperature, Application, Media and Pressure. The superior strength of Flexaust® hose and ducting makes them suitable for the pressures and velocities normally required for industrial air movement, dust collection, fume control and light bulk material handling.

- S** **SIZE:** Specify the I.D. of the Flexaust hose or duct required.
- T** **TEMPERATURE:** Specify media temperature (°F).
- A** **APPLICATION:** Specify if Air, Fume, Dust and/or Light Weight Materials will be flowing through the hose or duct. See listings to the right.
- M** **MEDIA:** Specify what media is going through the hose or duct.
- P** **PRESSURE:** Specify type of pressure. Positive (psi), Negative (Inches Hg.) and/or Inches w.g.



Air

- Heating or Cooling
- Drying
- Dehumidifying
- Cleaning
- Dust Covers
- Supply
- Connectors
- Air Filter Intakes



Fume

- Laboratory
- Industrial
- Automotive
- Painting
- Welding
- Soldering
- Plating







Dust

- Filtering
- Movement
- Exhaust
- Duct Cleaning
- Textile Fiber Collection
- Vacuum Cleaning
- Lint Collection
- Loading (containment)
- Cutting
- Grinding



Materials

- Light Weight Material Handling
- Shavings
 - Chips
 - Powders
 - Debris
 - Leaf Collection
 - Street Sweeping
 - Lawn Vacuum
 - Slurries
 - Sawdust Collection
 - Drains
 - Packing Popcorn

| Compatibility Key | |
|--|--|
|  <p>TYPE 1 – 1⁹/₁₆"</p> | <p>Advance® (Nilfisk)**, Centaur®, Crusader®, Husky®, Mastercraft®, Mercury®, Michaels®, Milwaukee®, Minuteman®**, Nortech®, Pacific Steamex®**, Powr-Flite®, Prestige®, ProTeam®, Sandia®, Tiger-Vac®, Tornado®, Vac-U-Max®**, Wal-Vac®, Windsor®</p> |
|  <p>TYPE 2 – 1¹/₂"</p> | <p>Black & Decker®, Castex®, Dayton®**, Doyle®, General Floorcraft®, Goodway®, Hoffman®, Hoover®, Kaivac®, Kent® (Nilfisk)**, Lamson® (Gardner), Master Power®, NSS®, Nikro®, Nobles®, Pullman®, Sears®**, Shop-Vac®**, Star®, Tennant®</p> |
|  <p>TYPE 3 – Pull Pin</p> | <p>Alto® (Clarke), Pacific Steamex®**</p> |
|  <p>TYPE 7 – Grooved Steel</p> | <p>Tornado® (Breuer)</p> |

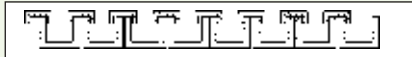
** Indicates fit to more than one type

Flexaust®-TUEC manufactures many products that cannot be found in this catalog. If you are looking for something in particular, new and different or in a color match, we can help. Please give us a call. Some of our most common kits may be found on page 22-24. Please contact a sales representative to discuss your particular application.

Note: Every photograph and illustration in this catalog has been carefully selected to represent the appropriate part as accurately as possible. Not all photographs are to scale when compared to each other, or when two views (front & bottom) of the same part are shown together.

Genesis® Vacuum Hose

STM



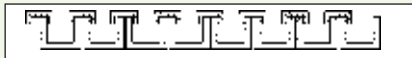
Size Range (In) 1.5", 2"
Standard Length (Ft) 25', 50'
Standard Colors orange, blue
Temperature Range (°F) -40° to 160°



- Polyethylene copolymer hose reinforced with an integral polyethylene helix
- Double profile I-Helix construction for easy movement on surfaces
- Ideal for both truck-mounted & portable carpet cleaning units
- Very flexible
- Superior abrasion resistance
- Crush resistant
- Designed to resist corrosion caused by the combination of hot water & chemical concentration of detergents
- All sizes handle a full vacuum
- Smooth interior assures efficient air flow
- Made with factory-installed polyweld cuffs



Commercial



Size Range (In) 1.25", 1.5", 2", 2.5", 3", 4"
Standard Length (Ft) 25', 50'
Standard Colors gray, black
Temperature Range (°F) -40° to 140°



- Polyethylene copolymer hose reinforced with an integral polyethylene helix
- Double profile I-Helix construction for easy movement on surfaces
- For industrial & commercial vacuum applications
- Crush resistant
- Excellent flexing characteristics
- Superior abrasion resistance
- Smooth interior assures efficient air flow
- All sizes handle a full vacuum
- Cuffs available



Flx Plus




Size Range (In) 1", 1.25", 1.5", 2", 2.5", 3"
Standard Length (Ft) 25', 50'
Standard Color gray
Temperature Range (°F) -40° to 140°



- Polyethylene copolymer hose reinforced with an integral polyethylene helix
- Light weight & flexible even at low temperatures
- Tight bending characteristics
- High abrasion resistance
- Wet or dry vacuum in car wash, commercial & industrial applications
- Crush resistant
- Smooth interior assures efficient air flow
- Very good chemical resistance
- Cuffs available



DPZ



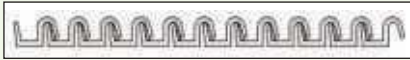
Size Range (In) 1.25", 1.5", 2"
Standard Length (Ft) 25', 50'
Standard Color gray
Temperature Range (°F) -40° to 140°



- Light weight polyethylene copolymer hose reinforced with an integral polyethylene helix
- Smooth interior assures efficient air flow
- Light weight & flexible even at low temperatures
- Superior external abrasion resistance
- Ideal for wet/dry vacuum in car wash, commercial & industrial applications
- Very good chemical resistance
- Crush resistant
- Cuffs & custom colors available



Uni-Loop



Size Range (In) 1", 1.25", 1.5", 2"
 Standard Length (Ft) 25', 50'
 Standard Color gray
 Temperature Range (°F) -40° to 140°



- Light weight polyethylene copolymer hose reinforced with an integral polyethylene helix
- Smooth interior assures efficient air flow
- Superior external abrasion resistance
- Good flexibility with tight bending characteristics
- Crush resistant
- Ideal for use in light weight vacuum applications & as a drain hose
- Suitable for conduit for wiring
- Meets IAPMO compliance
- Cuffs available
- Available in a high temperature version (Uni-Loop HT)



ULT



Size Range (In) 1", 1.25", 1.5", 2"
 Standard Length (Ft) 25', 50'
 Standard Color platinum
 Temperature Range (°F) -40° to 140°



- Light weight premium grade polyethylene copolymer hose reinforced with an integral polyethylene helix
- Smooth interior assures very efficient air flow
- Superior external abrasion resistance
- Great flex life for long lasting hose life in applications
- Crush resistant
- Ideal for use in light weight vacuum applications & as a drain hose
- Very durable & flexible in hot & cold applications – meets ASTM 595
- Withstands severe twisting with nearly 100% bounce-back
- Cuffs available



StatPath®



Size Range (In) 1", 1.25", 1.5", 2"
 Standard Length (Ft) 25', 50'
 Standard Color black
 Temperature Range (°F) -40° to 140°



- Light weight polyethylene conductive copolymer hose reinforced with an integral polyethylene helix
- Conductive
- Surface Resistivity Level: 10³-10⁵ Ohms/Square
- Smooth interior assures efficient air flow
- Ideal for industrial vacuum & light bulk material applications where static may be an issue
- Superior external abrasion resistance
- Crush resistant
- Conductive cuffs



StatPath® Plus



Size Range (In) 1", 1.25", 1.5", 2"
 Standard Length (Ft) 25', 50'
 Standard Color black with yellow skimcoat
 Temperature Range (°F) -40° to 140°



- Light weight polyethylene conductive copolymer hose with a non-marking skimcoat reinforced with an integral polyethylene helix
- Conductive
- Surface Resistivity Level: 10³-10⁵ Ohms/Square
- Smooth interior assures efficient air flow
- Ideal for industrial vacuum & light bulk material applications where static may be an issue
- Superior external abrasion resistance
- Crush resistant
- Conductive cuffs & custom colors available



Genesis® Vacuum Hose

Tiger Tail®



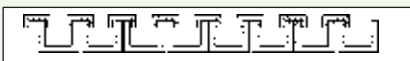
Size Range (In) 1.5", 2", 3", 4"
 Standard Length (Ft) 25', 50'
 Standard Color yellow and black
 Temperature Range (°F) -40° to 140°



- Rugged polyethylene copolymer hose reinforced with an integral polyethylene helix
- Improved polymer formula & 25% thicker to extend life
- Double helix design allows for superior flexibility & durability
- Ideal for waste evacuation, septic pumping & sewer cleaning
- Superior abrasion, better crush resistance & resists kinking
- All sizes handle a full vacuum
- Made with factory-installed leak proof polyweld cuffs
- Threaded replacement screw cuffs & specially formulated replacement hose glue available
- Available in an economical lighter weight version (Gator Tail®)



CHT



Size Range (In) 1.25", 1.5", 2"
 Standard Length (Ft) 25', 50'
 Standard Color black
 Temperature Range (°F) -15° to 245°

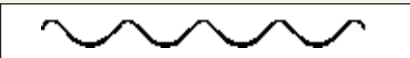


- Thermoplastic rubber hose reinforced with an integral thermoplastic rubber and polypropylene blended helix
- Double profile I-Helix construction for easy movement on surfaces
- Handles higher temperatures than standard Commercial
- For industrial & commercial vacuum applications
- Ideal for use in carpet cleaning machines and extraction equipment
- Designed to resist corrosion caused by the combination of hot water and chemical concentration of detergents
- Excellent flexing characteristics
- Superior abrasion and crush resistance
- Smooth interior assures efficient air flow
- All sizes handle a full vacuum



Dayflex® Vacuum Hose

MG-U




Size Range (In)75" to 2"
 Standard Length (Ft) 50'
 Standard Color black
 Temperature Range (°F) -60° to 160°



- Elastomer polyurethane hose reinforced with a vinyl coated spring steel wire helix
- Light weight & flexible
- Good chemical resistance
- Excellent abrasion resistance
- Cuffs available
- Other colors available



MG-V



Size Range (In)75" to 2"
 Standard Length (Ft) 50'
 Standard Color gray
 Temperature Range (°F) -10° to 160°



- PVC hose reinforced with a vinyl coated spring steel wire helix
- Light weight & flexible
- Good chemical resistance
- Popular choice for floor care industry & general industrial vacuum applications
- Cuffs available
- Other colors available
- Available in a stretch version (MG-S)



Flex-Tube® PV



Size Range (In)75" to 12"
 Standard Length (Ft) 12', 25'
 Standard Color clear with black helix
 Temperature Range (°F) 20° to 160°



- Medium weight co-extruded PVC hose with a rigid external PVC helix
- Economical
- Ultra smooth interior wall assures efficient airflow
- Very flexible & crush resistant
- Spiral co-extruded engineered construction
- Helix acts as a wearstrip
- Wall Thickness = .020" (.75"), .022" (1"), .024" (1.25"), .026" (1.5" to 2"), .030" (2.5" to 3"), .032" (4"), .035" (5" to 8"), .040" (9" to 12")
- OEM lengths & colors available
- Available in a flame retardant version (Flex-Tube® PV-FR)
- Cuffs available



Flex-Tube® TR



Size Range (In)75" to 10"
 Standard Length (Ft) . . . 25', 50' (10" in 25' only)
 Standard Color black with black helix
 Temperature Range (°F) -60° to 275° intermittent to 300°



- Medium weight co-extruded thermoplastic rubber hose with a rigid external polypropylene helix
- Ultra smooth interior wall assures efficient airflow
- Very flexible & crush resistant
- Tight bend radius
- Moisture & chemical resistant
- Designed for applications with wide temperature ranges
- Spiral co-extruded engineered construction
- Helix acts as a wearstrip
- Wall Thickness = .020" (.75"), .022" (1"), .024" (1.25"), .026" (1.5" to 5"), .035" (6" to 10")
- OEM lengths & colors available
- Available in a flame retardant version (Flex-Tube® TR-FR)
- Cuffs available



Flex-Tube® PU



Size Range (In)75" to 12"
 Standard Length (Ft) 12', 25'
 Standard Color clear with yellow helix
 Temperature Range (°F) -40° to 200°



- Medium weight co-extruded thermoplastic ether based polyurethane hose with a rigid external ABS helix
- Ultra smooth interior assures efficient airflow
- Great abrasion resistance
- Excellent wear performance
- Puncture & tear resistant with high tensile strength
- Good low temperature flexibility
- Crush resistant
- Spiral co-extruded engineered construction
- Helix acts as a wearstrip
- Excellent hydrolysis & microbial resistance
- Wall Thickness = .020" (.75"), .022" (1"), .025" (1.25"), .026" (1.5"), .030" (1.75"), .032" (2" to 2.5"), .033" (3" to 5"), .035" (6" to 8"), .040" (9" to 12")
- OEM lengths & colors available
- Cuffs available



FlexStat®



Size Range (In) 1" to 8"
 Standard Length (Ft) 25', 50'
 Standard Color clear with black helix
 Temperature Range (°F) -40° to 200°



- Specially formulated static dissipative polyurethane hose reinforced with a rigid ABS helix and an embedded copper braided grounding wire
- Extremely flexible with great abrasion resistance vs. heavy walled PVC
- Smooth interior assures minimal friction loss
- Enclosed copper braided grounding wire reduces static build-up in material handling applications
- Permanent and non-humidity dependent ESD (electrostatic discharge) protection
- Surface Resistivity Level: 10⁸-10¹⁰ Ohms/Square
- Ideal for plastic pellet and powder transfer
- Manufactured with FDA acceptable materials
- Wall Thickness = .040"
- Static conductive cuffs available
- Also available in clean room version (FlexStat® CR)



Accessories & End Finishes for Flexaust® Vacuum Hose Product Line


| | Commercial | Flx Plus | Uni-Loop | ULT | DPZ | StatPath® | StatPath® Plus | MG-V | MG-U | FlexStat® |
|---|------------|----------|----------|-----|-----|-----------|----------------|------|------|-----------|
| Standard Screw Cuffs | | | | | | | | | | |
| Screw Cuff .75" Gray 075EW | | | | | | | | • | • | |
| Screw Cuff 1" Gray 03100754 | | | | | | | | • | • | |
| Screw Cuff 1" Gray 100EW | | | | | | | | • | • | |
| Screw Cuff 1" Black 100EB | | | • | | | | | | | |
| Screw Cuff 1.25" Gray 03100201 | • | • | • | • | • | | | | | |
| Screw Cuff 1.25" Gray 125E | | • | • | • | • | | | | | |
| Screw Cuff 1.25" Gray 03100755 | | | | | | | | • | • | |
| Screw Cuff 1.25" Gray 125EW | | | | | | | | • | • | |
| Screw Cuff 1.25" Black 125EWBK | | | | | | | | • | • | |
| Screw Cuff 1.25" Black 03100202 | • | • | • | • | • | | | | | |
| Screw Cuff 1.5" Gray 03100900 | • | • | • | • | • | | | | | |
| Screw Cuff 1.5" Gray 150EF | | | • | • | • | | | | | |
| Screw Cuff 1.5" Gray 03100469 | | | | | | | | • | • | |
| Screw Cuff 1.5" Gray 150EW | | | | | | | | • | • | |
| Screw Cuff 1.5" Black 03100901 | • | • | • | • | • | | | | | |
| Screw Cuff 1.5" Black 150EFBK | | | • | • | • | | | | | |
| Screw Cuff 1.5" Gray 150EO | • | • | | | | | | | | |
| Screw Cuff 1.5" Black 150EOBK | • | • | | | | | | | | |
| Screw Cuff 1.5" Black 150EWBK78 | | | | | | | | • | • | |
| Screw Cuff 1.5" White 03100902 | • | • | • | • | • | | | | | |
| Screw Cuff 2" Gray 03100380 | • | • | • | • | | | | | | |
| Screw Cuff 2" Gray 03100384 | | | | | • | | | | | |
| Screw Cuff 2" Gray 03100615 | | | | | | | | • | • | |
| Screw Cuff 2" Black 03100381 | • | • | • | • | | | | | | |
| Screw Cuff 2" White 03100383 | • | • | • | • | | | | | | |
| Screw Cuff 2.5" Gray 03100800 | • | | | | | | | | | |
| Screw Cuff 3" Gray 03100801 | • | | | | | | | | | |
| Screw Cuff 4" Gray 03100802 | • | | | | | | | | | |
| Conductive Screw Cuffs | | | | | | | | | | |
| Conductive Screw Cuff 1" Black 100EBSC | | | | | | • | • | | | |
| Conductive Screw Cuff 1.25" Black 03100207 | | | | | | • | • | | | |
| Conductive Screw Cuff 1.25" Black 125EBKSC | | | | | | • | • | | | |
| Conductive Screw Cuff 1.25" Black GC1201 | | | | | | | | | | • |
| Conductive Screw Cuff 1.5" Black 03100907 | | | | | | • | | | | |
| Conductive Screw Cuff 1.5" Black 03100797 | | | | | | | | | | • |
| Conductive Screw Cuff 1.5" Black 150EFBKSC | | | | | | • | • | | | |
| Conductive Screw Cuff 2" Black 03100387 | | | | | | • | • | | | |
| Conductive Screw Cuff 2" Black 03100798 | | | | | | | | | | • |
| Conductive Screw Cuff 2" Black 200EBKSC | | | | | | • | • | | | |
| Enlarger Screw Cuffs | | | | | | | | | | |
| Enlarger Screw Cuff 1" to 1.5" Black 10015EB | | | • | | | | | | | |
| Enlarger Screw Cuff 1.25" to 1.5" Gray 12515E | | • | • | • | • | | | | | |
| Enlarger Screw Cuff 1.25" to 1.5" Gray 12515EW | | | | | | | | • | • | |
| Enlarger Screw Cuff 1.25" to 1.5" Black 12515EWBK | | | | | | | | • | • | |

| | Commercial | Fix Plus | Uni-Loop | ULT | DPZ | StatPath® | StatPath® Plus | MG-V | MG-U | FlexStat® |
|--|------------|----------|----------|-----|-----|-----------|----------------|------|------|-----------|
| Enlarger Screw Cuff 1.5" to 1.75" Gray 150ESU | | | ● | ● | ● | | | | | |
| Enlarger Screw Cuff 1.5" to 2" Gray 03100280 | ● | ● | ● | ● | ● | | | | | |
| Enlarger Screw Cuff 1.5" to 2" Gray 15200EW | | | | | | | | ● | ● | |
| Enlarger Screw Cuff 1.5" to 2" Black 15200EBK | | ● | ● | ● | ● | | | | | |
| Conductive Enlarger Screw Cuffs | | | | | | | | | | |
| Conductive Enlarger Screw Cuff 1" to 1.25" Black 10012EBKSC | | | | | | ● | ● | | | |
| Conductive Enlarger Screw Cuff 1.25" to 1.5" Black 12515EBKSC | | | | | | ● | ● | | | |
| Conductive Enlarger Screw Cuff 1.5" to 2" Black 15200EBKSC | | | | | | ● | ● | | | |
| Reducer Screw Cuffs | | | | | | | | | | |
| Reducer Screw Cuff 1.5" to 1.25" Gray 15125E | | ● | ● | ● | ● | | | | | |
| Reducer Screw Cuff 1.5" to 1.25" Gray 15125EW | | | | | | | | ● | ● | |
| Reducer Screw Cuff 1.5" to 1.25" Black 15125EBK | | ● | ● | ● | ● | | | | | |
| Reducer Screw Cuff 2" to 1.5" Gray 03100400 | ● | ● | ● | ● | | | | | | |
| Standard Swivel Cuffs | | | | | | | | | | |
| Swivel Cuff 1.25" Gray 03100430 | ● | ● | ● | ● | ● | | | | | |
| Swivel Cuff 1.25" Black 125ESBK | | ● | ● | ● | ● | | | | | |
| Swivel Cuff 1.25" Black 125ESWBK | | | | | | | | ● | ● | |
| Swivel Cuff 1.5" Gray 03100440 | ● | ● | ● | ● | ● | | | | | |
| Swivel Cuff 1.5" Gray 150ESF | | ● | ● | ● | ● | | | | | |
| Swivel Cuff 1.5" Black 150ESFBK | | ● | ● | ● | ● | | | | | |
| Swivel Cuff 1.5" Black 150ESWBK | | | | | | | | ● | ● | |
| Swivel Cuff 2" Gray 03100450 | ● | ● | ● | ● | | | | | | |
| Conductive Swivel Cuffs | | | | | | | | | | |
| Conductive Swivel Cuff 1.5" Black 03100957 | | | | | | ● | | | | |
| Conductive Swivel Cuff 1.5" Black 150ESFBKSC | | | | | | ● | ● | | | |
| Conductive Swivel Cuff 2" Black 03100956 | | | | | | ● | ● | | | |
| Conductive Swivel Cuff 2" Black 200ESBKSC | | | | | | ● | ● | | | |
| Reducer Swivel Cuffs | | | | | | | | | | |
| Reducer Swivel Cuff 2" to 1.5" Gray 03100455 | ● | ● | ● | ● | | | | | | |
| Double Threaded Connectors | | | | | | | | | | |
| Connector 1.25" Gray 03100180 | ● | ● | ● | ● | ● | | | | | |
| Connector 1.5" Gray 03100240 | ● | ● | ● | ● | ● | | | | | |
| Connector 2" Gray 03100360 | ● | ● | ● | ● | | | | | | |
| Specialty Cuffs & Connectors | | | | | | | | | | |
| Conductive Enlarger Swivel Connector 1" to 1.25" Black 10012CSBKSC | | | | | | ● | ● | | | |
| Central Vac Screw Cuff 1.25" Black 125EBANDBK | | ● | ● | ● | ● | | | | | |
| 45° Screw Cuff Nozzle 1.5" Gray 03100100 | ● | ● | ● | ● | ● | | | | | |
| 45° Screw Cuff Nozzle 2" Gray 03100160 | ● | ● | ● | ● | | | | | | |
| 30° Reducer Screw Cuff Nozzle 2" to 1.5" Gray 03100140 | ● | ● | ● | ● | | | | | | |




Cuffs, Connectors & Adapters


Specialty Hose Cuffs

| PART NO. | FITS HOSE ID | FITS CONN. OD | COLOR | |
|------------|--------------------|---------------|-------|---|
| 125EBANDBK | 1¼" Central Vacuum | 1¼" | Black |  |
| 150EO | 1½" | 1½" | Gray | |
| 150EOBK | 1½" | 1½" | Black | |
| 150K | 1½" Heavy Duty | 1½" | Gray | |
| 200K | 2" Heavy Duty | 2" | Gray | |


Hose Adapters

| PART NO. | DESCRIPTION | FITS HOSE ID | LENGTH | |
|----------|------------------------------|--------------|--------|---|
| 16C | Hose Adapter, Chrome Steel | 2" | 13 ½" |  |
| HA5 | Tool Adapter | 1½" | 5" | |
| HO15T | Central Vacuum Inlet Adapter | 1½" | 5" | |
| HO20T | Central Vacuum Inlet Adapter | 2" | 5" | |
| ST10 | Male Hose Coupling | 1½" | 6" | |

Hose Connectors

| PART NO. | DESCRIPTION | FITS HOSE ID | LENGTH | |
|----------|------------------------------|--------------|--------|---|
| 03100180 | Hose Connector, Plastic | 1¼" | 4" |  |
| 150CM | Hose Connector, Chrome Steel | 1½" | 5" | |
| 200CM8 | Hose Connector, Chrome Steel | 2" | 8" | |
| 233 | Hose Connector, Plastic | — | 2 ½" | |
| 610 | Hose Connector, Plastic | 1½" | 5" | |
| 03100240 | Hose Connector, Plastic | 1½" | 3 ½" | |
| 03100360 | Hose Connector, Plastic | 2" | 4" | |

Vacuum Inlet Adapters

| PART NO. | MATERIAL | FITS HOSE ID | FITS CONN. | |
|----------|-------------------|--------------|------------|---|
| AC16 | Chrome Steel, PVC | 1½" | 2" |  |
| H32T | Chrome Steel | 1½" | 2" | |
| HO15T | Chrome Steel | 1½" | 1½" | |
| HO20T | Chrome Steel | 2" | 2" | |
| ST10 | Aluminum, Steel | 1½" | — | |
| M20 | Chrome Steel | 1½" | 1 5⁄8" | |



1 1/2" Carpet Tools

SMOOTH FACE CARPET TOOL

| PART NO. | BODY MATERIAL | WIDTH | TYPE* |
|----------|---------------|-------|-------|
| 646 | Aluminum | 14" | 1 |
| 6465 | Aluminum | 14" | 2 |
| 6467 | Aluminum | 14" | 3 |

For dry pick-up on all carpet types.



GULPER TOOL

| | | | |
|------|----------|-----|---|
| 304 | Aluminum | 12" | 1 |
| 3045 | Aluminum | 12" | 2 |
| 318 | Aluminum | 18" | 1 |
| 3185 | Aluminum | 18" | 2 |

For wet/dry pick-up on most surfaces.



1 1/2" Floor Brushes

NYLON (MEDIUM) BRISTLE

| PART NO. | BODY MATERIAL | WIDTH | TYPE* |
|----------|---------------|-------|-------|
| 635N | Aluminum | 14" | 1 |
| 6355N | Aluminum | 14" | 2 |
| 6355SL | Aluminum | 14" | 2 |
| 6357N | Aluminum | 14" | 3 |

For dry pick-up on all bare surfaces.



1 1/2" Squeegee Tools

FIBER

| PART NO. | BODY MATERIAL | WIDTH | TYPE* |
|----------|---------------|-------|-------|
| 634 | Aluminum | 14" | 1 |
| 6345 | Aluminum | 14" | 2 |

For wet pick-up on rough surfaces.



NEOPRENE

| | | | |
|------|----------|-----|---|
| 645 | Aluminum | 14" | 1 |
| 6455 | Aluminum | 14" | 2 |
| 6457 | Aluminum | 14" | 3 |

For wet pick-up on bare surfaces.



BUNA-N (WHITE)

| | | | |
|--------|----------|-----|---|
| 645BN | Aluminum | 14" | 1 |
| 6455BN | Aluminum | 14" | 2 |

Excellent resistance to oils and greases.



1 1/2" Specialty Tools

SQUEEGEE TOOL & FLOOR BRUSH COMBINATION

| PART NO. | BODY MATERIAL | WIDTH | TYPE* |
|----------|---------------|-------|-------|
| 650 | Aluminum | 18" | 1 |
| 6505 | Aluminum | 18" | 2 |
| 6509 | Aluminum | 18" | 3 |

Adjustable wheels, shown with brushes.











* See chart on page 1






ABS Plastic Floor Tools

1½" Carpet Tools

| SMOOTH FACE CARPET TOOL | | | | For wet/dry pick-up on low pile carpet. |   |
|--------------------------|-------|-------|-------|---|---|
| PART NO. | COLOR | WIDTH | TYPE* | | |
| 521 | Gray | 14" | 1 | | |
| 5215 | Gray | 14" | 2 | | |
| SCALLOP FACE CARPET TOOL | | | | For dry pick-up on all carpet types. Gives that just-cleaned carpet look. |   |
| PART NO. | COLOR | WIDTH | TYPE* | | |
| 546 | Gray | 14" | 1 | | |
| 5465 | Gray | 14" | 2 | | |
| E-Z GLIDE CARPET TOOL | | | | For dry pick-up on all carpet types. |   |
| PART NO. | COLOR | WIDTH | TYPE* | | |
| 60543 | Gray | 14" | 1 | | |
| 605435 | Gray | 14" | 2 | | |
| PADDLE TOOL | | | | For dry pick-up on all carpet types. Gives that just-cleaned carpet look. |   |
| PART NO. | COLOR | WIDTH | TYPE* | | |
| 548 | Gray | 14" | 1 | | |
| 5485 | Gray | 14" | 2 | | |

1½" Floor Brushes

| POLY (MEDIUM STIFF) BRISTLE | | | | Wheeled floor brush, for dry pick-up on all bare surfaces. |   |
|----------------------------------|-------|-------|-------|--|---|
| PART NO. | COLOR | WIDTH | TYPE* | | |
| 40935 | Black | 14" | 1 | | |
| 409355 | Black | 14" | 2 | | |
| NYLON (MEDIUM) BRISTLE | | | | For dry pick-up on all bare surfaces. |   |
| PART NO. | COLOR | WIDTH | TYPE* | | |
| 535 | Gray | 14" | 1 | | |
| 5355 | Gray | 14" | 2 | | |
| 5357 | Gray | 14" | 3 | | |
| HORSEHAIR (SOFT) BRISTLE | | | | For dry pick-up on all bare surfaces. |   |
| PART NO. | COLOR | WIDTH | TYPE* | | |
| 535H | Gray | 14" | 1 | | |
| 5355H | Gray | 14" | 2 | | |
| TAMPICO (STIFF) BRISTLE | | | | For dry pick-up on all bare surfaces. |   |
| PART NO. | COLOR | WIDTH | TYPE* | | |
| 536 | Gray | 14" | 1 | | |
| 5365 | Gray | 14" | 2 | | |
| SLOTTED NYLON (MEDIUM) BRISTLE | | | | For dry pick-up on all bare surfaces. Slotted front bristles for improved airflow. |   |
| PART NO. | COLOR | WIDTH | TYPE* | | |
| 535SL | Gray | 14" | 1 | | |
| 5355SL | Gray | 14" | 2 | | |
| SLOTTED HORSEHAIR (SOFT) BRISTLE | | | | For dry pick-up on all bare surfaces. Slotted front bristles for improved airflow. |   |
| PART NO. | COLOR | WIDTH | TYPE* | | |
| 535HSL | Gray | 14" | 1 | | |
| 5355HSL | Gray | 14" | 2 | | |
| NOTCHED NYLON (MEDIUM) BRISTLE | | | | For dry pick-up on all bare surfaces. |   |
| PART NO. | COLOR | WIDTH | TYPE* | | |
| 60835 | Gray | 20" | 1 | | |
| 608355 | Gray | 20" | 2 | | |

* See chart on page 1



1 1/2" Squeegee Tools

| NEOPRENE | | | | | |
|-------------------------------|-------|-------|-------|--|--|
| PART NO. | COLOR | WIDTH | TYPE* | | |
| 40947 | Black | 14" | 1 | Wheeled squeegee tool, for wet pick-up on most surfaces. | |
| 409475 | Black | 14" | 2 | | |
| 545 | Gray | 14" | 1 | For wet pick-up on most surfaces. | |
| 5455 | Gray | 14" | 2 | | |
| 5457 | Gray | 14" | 3 | | |
| 608455 | Gray | 20" | 2 | | |
| FIBER | | | | | |
| PART NO. | COLOR | WIDTH | TYPE* | | |
| 534 | Gray | 14" | 1 | For wet pick-up on rough surfaces. | |
| 5345 | Gray | 14" | 2 | | |
| BUNA-N (WHITE) | | | | | |
| PART NO. | COLOR | WIDTH | TYPE* | | |
| 545BN | Gray | 14" | 1 | Excellent resistance to oils and greases. | |
| 5455BN | Gray | 14" | 2 | | |
| NATURAL RUBBER (BEIGE) | | | | | |
| PART NO. | COLOR | WIDTH | TYPE* | | |
| 545NR | Gray | 14" | 1 | For wet pick-up; not oil resistant blades. | |
| 5455NR | Gray | 14" | 2 | | |
| THERMOPLASTIC ELASTOMER (TPE) | | | | | |
| PART NO. | COLOR | WIDTH | TYPE* | | |
| 547 | Gray | 14" | 1 | Good chemical resistance. Serrated blades. | |
| 5475 | Gray | 14" | 2 | | |





1 1/2" Specialty Tools

| FELT BLADE FLOOR TOOL | | | | | |
|----------------------------------|-------|-------|-------|---|--|
| PART NO. | COLOR | WIDTH | TYPE* | | |
| 532 | Gray | 14" | 1 | For dry pick-up on hardwood, marble and polished floors. | |
| 5325 | Gray | 14" | 2 | | |
| 5327 | Gray | 14" | 3 | | |
| SCALLOPED FELT BLADE FLOOR TOOL | | | | | |
| PART NO. | COLOR | WIDTH | TYPE* | | |
| 532SCA | Gray | 14" | 1 | For dry pick-up on hardwood, marble and polished floors. Scallops for improved airflow. | |
| 5325SCA | Gray | 14" | 2 | | |
| BARE FLOOR AND RUG TOOL | | | | | |
| PART NO. | COLOR | WIDTH | TYPE* | | |
| 598 | Gray | 11" | 1 | | |
| 5985 | Gray | 11" | 2 | | |
| 599 | Gray | 16" | 1 | Covers a larger area with adjustable brush. | |
| 5995 | Gray | 16" | 2 | | |
| SLOTTED HORSEHAIR (SOFT) BRISTLE | | | | | |
| PART NO. | COLOR | WIDTH | TYPE* | | |
| 902GPR | Gray | 10" | 1 | For dry pick-up on bare floors. | |
| 902GMR | Gray | 10" | 2 | | |

* See chart on page 1



1½" One-Piece Double Bend "S" Wands

| PART NO. | BENDS | BODY MATERIAL | COUPLING | LENGTH | TYPE* | |
|----------|-------|---------------------|----------|---------|-------|--|
| 21A | 2 | Aluminum | Metal | 54" | 1 |  |
| 21A5 | 2 | Aluminum | Metal | 54" | 2 | |
| 21AC | 2 | Aluminum | Metal | 54" | 3 | |
| 21AP | 2 | Aluminum | ABS | 54" | 1 |  |
| 21AP5 | 2 | Aluminum | ABS | 54" | 2 | |
| 21AP56 | 2 | Aluminum | ABS | 56" | 1 | |
| 21AP556 | 2 | Aluminum | ABS | 56" | 2 | |
| 21C | 2 | Chrome Steel | Metal | 54" | 1 |  |
| 21C5 | 2 | Chrome Steel | Metal | 54" | 2 | |
| 21P | 2 | ABS | ABS | 54" | 1 |  |
| 21P5 | 2 | ABS | ABS | 54" | 2 | |
| 49A | 2 | Aluminum | Metal | 49" | 1 |  |
| 49A5 | 2 | Aluminum | Metal | 49" | 2 | |
| 28A | 2 | Aluminum Telescopic | Metal | 42"-59" | 1 |  |
| 28A5 | 2 | Aluminum Telescopic | Metal | 42"-59" | 2 | |
| 28AP | 2 | Aluminum Telescopic | ABS | 42"-59" | 1 | |
| 28AP5 | 2 | Aluminum Telescopic | ABS | 42"-59" | 2 | |

1½" Two-Piece Double Bend "S" Wands

| PART NO. | BODY MATERIAL | COUPLING | STYLE | LENGTH | TYPE* | |
|----------|---------------|----------|--------------|--------|-------|--|
| 22A | Aluminum | Metal | Friction Fit | 54" | 1 |  |
| 22A5 | Aluminum | Metal | Friction Fit | 54" | 2 | |
| 22AP | Aluminum | ABS | Friction Fit | 54" | 1 |  |
| 22AP5 | Aluminum | ABS | Friction Fit | 54" | 2 | |
| 22C | Chrome Steel | Metal | Button Lock | 54" | 1 |  |
| 22C5 | Chrome Steel | Metal | Button Lock | 54" | 2 | |
| 22CP | Chrome Steel | ABS | Button Lock | 54" | 1 |  |
| 22CP5 | Chrome Steel | ABS | Button Lock | 54" | 2 | |
| 27CP | Chrome Steel | ABS | Friction Fit | 54" | 1 |  |
| 27CP5 | Chrome Steel | ABS | Friction Fit | 54" | 2 | |
| 29B | Aluminum | Metal | Button Lock | 56" | 1 |  |
| 29B5 | Aluminum | Metal | Button Lock | 56" | 2 | |
| 29BC | Aluminum | Metal | Button Lock | 56" | 3 |  |
| 29BP | Aluminum | ABS | Button Lock | 56" | 1 | |
| 29BP5 | Aluminum | ABS | Button Lock | 56" | 2 |  |

* See chart on page 1



Wand Replacement Parts

| PART NO. | DESCRIPTION | FITS TOOLS |
|----------|-------------------|---|
| 21AWC | Metal Coupling | 21A, 21C, 22A, 22C, 28A, 29B, 49A |
| 21A5WC | Metal Coupling | 21A5, 21C5, 22A5, 22C5, 28A5, 29B5, 49A5 |
| 21APWC | Plastic Coupling | 21AP, 21AP56, 21P, 22AP, 22CP, 27CP, 28AP, 29BP |
| 21APWC5 | Plastic Coupling | 21AP5, 21AP556, 21P5, 22AP5, 22CP5, 27CP5, 28AP5, 29BP5 |
| 21ACP | Pull Pin Assembly | 21AC, 29BC |
| 21NA | Metal Nut | 21A, 21C, 22A, 22C, 28A, 29B, 49A |
| 21NA5 | Metal Nut | 21A5, 21C5, 22A5, 22C5, 28A5, 29B5, 49A5 |
| 21NP | ABS Nut | 21AP, 21AP56, 21P, 22AP, 22CP, 27CP, 28AP, 29BP |
| 21NP5 | ABS Nut | 21AP5, 21AP556, 21P5, 22AP5, 22CP5, 27CP5, 28AP5, 29BP5 |
| 21RPK | Ring (Pkg. of 10) | 21A, 21AP, 21AP56, 21C, 21P, 22A, 22AP, 22C, 22CP, 27CP, 28A, 28AP, 29B, 29BP, 49A |
| 21R5PK | Ring (Pkg. of 10) | 21A5, 21AP5, 21AP556, 21C5, 21P5, 22A5, 22AP5, 22C5, 22CP5, 27CP5, 28A5, 28AP5, 29B5, 29BP5, 49A5 |

Plastic Floor Tools Replacement Parts

| PART NO. | DESCRIPTION | FITS TOOLS |
|-----------|--|---|
| 409475SWS | Repair Kit – Squeegee Blades (2), Screws (2), Wheels and Wheel Holders (2) | 40947, 409475 |
| 415SBFPK | Blades, Neoprene (2) | 40947, 409475 |
| 522B | Bumper | 521, 5215, 546, 5465 |
| 532FPK | Blades, Felt (2) | 532, 5325, 5327 |
| 532FSCP | Blades, Felt (2 Scalloped) | 532SCA, 5325SCA |
| 535B | Brush, Nylon | 535, 5355, 5357 |
| 535BH | Brush, Horsehair | 535H, 5355H |
| 535BHSL | Slotted Brush, Horsehair | 535HSL, 5355HSL |
| 535BNSL | Slotted Brush, Nylon | 535SL, 5355SL |
| 535CS | Clip & Screw | 535, 5355, 5357, 535H, 5355H, 5355SL, 535HSL, 5355HSL, 535SL, 536, 5365 |
| 536B | Brush, Tampico | 536, 5365 |
| 545BNSBPK | Blades, Buna-N (2 Narrow, 2 Wide) | 545BN, 5455BN |
| 545NRBPK | Blades, Natural Rubber (2 Narrow, 2 Wide) | 545NR, 5455NR |
| 545SBPK | Blades, Neoprene (2 Narrow, 2 Wide) | 545, 5455, 5457 |
| 547SBPK | Blades, TPE (2 Serrated, 2 Flat) | 547, 5475 |
| 598B | Brush, Nylon | 598, 5985 |
| 599B | Brush, Nylon | 599, 5995 |
| 60543RE | Repair Kit – Brush Strip, Shoes (2), Screws (4) | 60543, 605435 |

Metal Floor Tool Replacement Parts

| PART NO. | DESCRIPTION | FITS TOOLS |
|-----------|-------------------------------------|--|
| 3004BN | Brush, Nylon | 635N, 6355N, 6357N |
| 634BPK | Blades, Fiber (2) | 634, 6345 |
| 645BNSBPK | Blades, Buna-N (2 Narrow, 2 Wide) | 645BN, 6455BN |
| 645SBPK | Blades, Neoprene (2 Narrow, 2 Wide) | 645, 6455, 6457 |
| 646BU | Bumper | 634, 6345, 635N, 6355N, 6355SL, 6357N, 645, 6455, 6457, 645BN, 6455BN, 646, 6465, 6467 |
| 650SBPK | Blades, Neoprene (2) | 650, 6505, 6509 |
| 650BRPK | Brushes, Nylon (2) | 650, 6505, 6509 |



Friction Fit Attachments



32mm (1 1/4 ") & 38mm (1 1/2") Friction Fit Carpet Tools

| SMOOTH FACE CARPET TOOL | | | | | | |
|--------------------------|-------|-------|------|--|---|---|
| PART NO. | COLOR | WIDTH | TYPE | | | |
| 32521 | Gray | 14" | 32mm | For wet/dry pick-up on low pile carpet. |  |  |
| 38521 | Gray | 14" | 38mm | | | |
| SCALLOP FACE CARPET TOOL | | | | | | |
| 32546 | Gray | 14" | 32mm | For dry pick-up on all carpet types. Gives that just-cleaned look. |  |  |
| 38546 | Gray | 14" | 38mm | | | |
| PADDLE TOOL | | | | | | |
| 32548 | Gray | 14" | 32mm | For dry pick-up on all carpet types. Gives that just-cleaned look. |  |  |
| 38548 | Gray | 14" | 38mm | | | |
| AIR TURBINE WITH WHEELS | | | | | | |
| 913NE | Black | 11" | 32mm | For dry pick-up on most carpet types. |  |  |

32mm (1 1/4 ") & 38mm (1 1/2") Friction Fit Floor Brushes

| NYLON (MEDIUM) BRISTLE | | | | | | |
|----------------------------------|-------|-------|------|---|---|---|
| PART NO. | COLOR | WIDTH | TYPE | | | |
| 32535 | Gray | 14" | 32mm | For dry pick-up on all bare surfaces. |  |  |
| 38535 | Gray | 14" | 38mm | | | |
| SLOTTED HORSEHAIR (SOFT) BRISTLE | | | | | | |
| 32535HSL | Gray | 14" | 32mm | For dry pick-up on all bare surfaces. Slotted front bristles improve airflow. |  |  |
| 38535HSL | Gray | 14" | 38mm | | | |
| NOTCHED NYLON (MEDIUM) BRISTLE | | | | | | |
| 3260835 | Gray | 20" | 32mm | For dry pick-up on all bare surfaces. Covers wider area. |  |  |
| 3860835 | Gray | 20" | 38mm | | | |
| SLOTTED HORSEHAIR (SOFT) BRISTLE | | | | | | |
| 902G | Gray | 10" | 32mm | Narrow width for tight spaces. |  |  |
| SLOTTED NYLON (MEDIUM) BRISTLE | | | | | | |
| 38535SL | Gray | 14" | 38mm | For dry pick-up on all bare surfaces. Slotted front bristles improve airflow. |  |  |

32mm (1 1/4 ") & 38 mm (1 1/2") Friction Fit Squeegee Tools

| NEOPRENE | | | | | | |
|----------|-------|-------|------|-----------------------------------|---|---|
| PART NO. | COLOR | WIDTH | TYPE | | | |
| 32545 | Gray | 14" | 32mm | For wet pick-up on most surfaces. |  |  |
| 38545 | Gray | 14" | 38mm | | | |



32mm (1¼") and 38mm (1½") Friction Fit Specialty Tools

| FLOOR/RUG COMBO TOOL | | | | | |
|----------------------|-------|-------|------|---|--|
| PART NO. | COLOR | WIDTH | TYPE | | |
| 811BLKWW | Black | 11" | 32mm | For commercial carpets and hard surface floors. Two large wheels for easy maneuverability. | |
| 911BLKWW | Black | 12" | 38mm | For commercial carpets and hard surface floors. Standard pivoting swivel neck. | |
| 912BLKNE | Black | 12" | 32mm | For commercial carpets and hard surface floors. Low profile design with retractable bristles. | |

32mm (1¼") Single Bend Friction Fit Wands

| PART NO. | SIZE | BODY MATERIAL | CONNECTION | COUPLING | LENGTH | PIECE(S) | TYPE | |
|----------|------|---------------|--------------|--------------|--------|----------|------|--|
| 20C1* | 1½" | Chrome Steel | Friction Fit | Friction Fit | 54" | 1 | 32mm | |

* 1½" Wand tapers to 32mm Friction Fit

32mm (1¼") Single Bend & Straight Friction Fit Wands

| PART NO. | COLOR | SIZE | BODY MATERIAL | BODY STYLE | COUPLING | LENGTH | TYPE | |
|-----------|-------|------|-----------------|------------|--------------|---------|------|--|
| 7022 | Gray | 1¼" | Plastic | Straight | Friction Fit | 20" | 32mm | |
| 7022BK | Black | 1¼" | Plastic | Straight | Friction Fit | 20" | 32mm | |
| 7023 | Gray | 1¼" | Plastic | Curved | Friction Fit | 10" | 32mm | |
| 7023BK | Black | 1¼" | Plastic | Curved | Friction Fit | 10" | 32mm | |
| 7023BKS** | Black | 1¼" | Plastic | Curved | Friction Fit | 12" | 32mm | |
| 7024BSS | — | 1¼" | Stainless Steel | Curved | Friction Fit | 11" | 32mm | |
| 7025BSS | — | 1½" | Stainless Steel | Curved | Friction Fit | 11" | 32mm | |
| 7028SS | — | 1¼" | Stainless Steel | Telescopic | Friction Fit | 25"-39" | 32mm | |

** Threads onto 1¼" ID hose

38mm (1½") Single Bend Friction Fit Wands

| PART NO. | SIZE | BODY MATERIAL | CONNECTION | COUPLING | LENGTH | PIECE(S) | TYPE | |
|----------|------|---------------|-------------|--------------|--------|----------|------|--|
| 29A138 | 1½" | Aluminum | Button Lock | Friction Fit | 54" | 2 | 38mm | |

Replacement Parts

| PART NO. | DESCRIPTION | FITS TOOLS |
|----------|-------------------------------------|----------------------------|
| 522B | Bumper | 32521, 32546, 38521, 38546 |
| 535B | Brush, Nylon | 32535, 38535 |
| 535BHSL | Slotted Brush, Horsehair | 32535HSL, 38535HSL |
| 535BNSL | Slotted Brush, Nylon | 38535SL |
| 545SBPK | Blades, Neoprene (2 Narrow, 2 Wide) | 32545, 38545 |




2" Tools & Accessories



2" Floor Tools

| GULPER FLOOR TOOL | | | | For wet/dry pick-up on most surfaces. Fits 31ABIC & 32CB Wands. |  |
|---|---------------|-------|----------|---|---|
| PART NO. | BODY MATERIAL | WIDTH | TYPE* | | |
| 314 | Aluminum | 13" | 7 | | |
| NEOPRENE SQUEEGEE & NYLON BRUSH COMBINATION | | | | Adjustable wheels. Shown with brushes. Fits UE30 Wand. |  |
| 700 | Aluminum | 20" | Friction | | |
| NATURAL RUBBER SQUEEGEE (BEIGE) | | | | For wet pick-up on most surfaces. Fits 31ABIC & 32CB Wands. |  |
| 94520 | Aluminum | 22" | 7 | | |
| NYLON BRISTLE FLOOR TOOL | | | | For dry pick-up on all bare surfaces. Fits 31ABIC & 32CB Wands. |  |
| 93520 | Aluminum | 22" | 7 | | |


2" Wands

| PART NO. | BENDS | BODY MATERIAL | CONNECTION | COUPLING | LENGTH | TYPE* |  |
|----------|-------|---------------|-------------|----------|--------|--------------|--|
| UE30 | 1 | Chrome Steel | One Piece | — | 45" | Friction Fit | |
| 31ABIC | 2 | Aluminum | One Piece | Metal | 56" | 7 | |
| 32CWC1 | 2 | Chrome Steel | Button Lock | Metal | 54" | 1 | |
| 32CWC15 | 2 | Chrome Steel | Button Lock | Metal | 54" | 2 | |
| 32CB | 2 | Chrome Steel | Button Lock | Metal | 54" | 7 | |

2" Attachments

| BULK PICK-UP NOZZLE | | | |  |
|---------------------|---------------|--------|-----------|--|
| PART NO. | BODY MATERIAL | LENGTH | END STYLE | |
| 202 | Aluminum | 18" | Angle | |
| CREVICE TOOL | | | |  |
| 208 | Aluminum | 15" | Angle | |
| 209ST | Chrome Steel | 24" | Angle | |

2" Extensions

| PART NO. | BENDS | BODY MATERIAL | CONNECTION | COUPLING | LENGTH | TYPE* |  |
|----------|-------|---------------|--------------|--------------|--------|--------------|---|
| UE40 | — | Aluminum | Friction Fit | Friction Fit | 54" | Friction Fit | |
| 40AWC | — | Aluminum | — | Metal | 54" | 1 | |
| 40AWC5 | — | Aluminum | — | Metal | 54" | 2 | |

* See chart on page 1



2 1/4" Accessories

| PART NO. | DESCRIPTION | COLOR | HOSE END | INLET END | NOTES | |
|----------|----------------------|-------|-----------------|----------------------|------------------------------|--|
| 125225EM | Hose Adapter | Black | 1 1/4" | 2 1/4" Vacuum Intake | With Hose Barbs | |
| 225EB | Hose Adapter | Black | 1 1/2" | 2 1/4" Vacuum Intake | — | |
| 225EF | Hose Adapter | Black | Threaded Female | 2 1/4" Vacuum Intake | Fits 1 1/2" All-Plastic Hose | |
| 232 | Hose Adapter | Black | Threaded Male | 2 1/4" Vacuum Intake | — | |
| 233 | Hose Sleeve | Black | — | 2 1/4" I.D. | Use with 225EB, 225EF, 232 | |
| 250SVI | 4-Hole Flanged Inlet | Black | — | 2 1/4" I.D. | — | |

2 1/4" Tools

| PART NO. | DESCRIPTION | COLOR | INLET CONN. | LENGTH | NOTES | |
|----------|----------------|-------|-------------|--------|-----------|--|
| 226 | Floor Tool | Black | 2 1/4" | — | 14" Width | |
| 228 | Wand | Black | 2 1/4" | 23" | — | |
| 229 | Crevice Tool | Black | 2 1/4" | 14" | — | |
| 230 | 90° Dust Brush | Black | 2 1/4" | — | Bristles | |
| 231 | 90° Elbow | Black | 2 1/4" | — | — | |
| 235 | Utility Nozzle | Black | 2 1/4" | — | 6" Width | |

2" Replacement Parts

| PART NO. | DESCRIPTION | FITS TOOLS |
|----------|----------------------------------|-----------------|
| 21AWC | Metal Coupling | 32CWCI, 40AWC |
| 21A5WC | Metal Coupling | 32CWCI5, 40AWC5 |
| 21NA | Metal Nut | 32CWCI, 40AWC |
| 21NA5 | Metal Nut | 32CWCI5, 40AWC5 |
| 21R5PK | Ring (Pkg. of 10) | 32CWCI5, 40AWC5 |
| 21RPK | Ring (Pkg. of 10) | 32CWCI, 40AWC |
| 700BRPK | Brushes, (1 Straight, 1 Notched) | 700 |
| 700SBPK | Blades, Neoprene (2) | 700 |
| 94520SB | Blades, Natural Rubber (6) | 94520 |



Overhead Cleaning

Overhead Tools

PIPE CLEANING TOOL

| PART NO. | BRISTLE MATERIAL | BODY MATERIAL | FITS PIPE (Diameter) | TYPE* |
|----------|------------------|---------------|----------------------|-------|
| 3015 | Nylon (Medium) | Aluminum | Over 6" | 2 |
| 3025 | Nylon (Medium) | Aluminum | 4" – 6" | 2 |
| 3035 | Nylon (Medium) | Aluminum | 1" – 3" | 2 |

To be used with a single bend extension. For cleaning overhead pipes, trusses, etc.



ABS PIPE CLEANING TOOL

| PART NO. | BRISTLE MATERIAL | CONNECTION SIZE | FITS PIPE (Diameter) | TYPE* |
|-----------|------------------|-----------------|----------------------|-------|
| 401 | Nylon | 38mm | 4" – 8" | 38mm |
| 401UE4B-2 | Nylon | 1½" | 4" – 8" | 1 |
| 401UE-3B | Nylon | 1½" | 4" – 8" | 2 |
| 403 | Nylon | 38mm | 1" – 4" | 38mm |
| 403UE4B-2 | Nylon | 1½" | 1" – 4" | 1 |
| 403UE-3B | Nylon | 1½" | 1" – 4" | 2 |

To be used with a straight extension. For cleaning overhead pipes, trusses, etc.



WALL BRUSH

| PART NO. | BRISTLE MATERIAL | BODY MATERIAL | WIDTH | TYPE* |
|----------|------------------|---------------|-------|-------|
| 313 | Horsehair (Soft) | Aluminum | 10" | 1 |
| 3135 | Horsehair (Soft) | Aluminum | 10" | 2 |
| 313N | Nylon (Medium) | Aluminum | 10" | 1 |
| 3135N | Nylon (Medium) | Aluminum | 10" | 2 |

To be used with a straight extension. For cleaning walls and ceilings.



Overhead Extensions

| PART NO. | BENDS | BODY MATERIAL | CONNECTION | COUPLING | LENGTH | TYPE* |
|------------|----------|---------------|--------------|----------|--------|-------|
| UE20 | Straight | Aluminum | Friction Fit | — | 54" | FF |
| 20A | Straight | Aluminum | Friction Fit | Metal | 54" | 1 |
| 20A5 | Straight | Aluminum | Friction Fit | Metal | 54" | 2 |
| 25HIUPAWC | Straight | Aluminum | Metal Sleeve | Metal | 60" | 1 |
| 25HIUPAWC5 | Straight | Aluminum | Metal Sleeve | Metal | 60" | 2 |
| 25AHIUP | 1 Bend | Aluminum | Metal Sleeve | Metal | 60" | 1 |
| 25AHIUP5 | 1 Bend | Aluminum | Metal Sleeve | Metal | 60" | 2 |

To be used for added height on standard extensions.

Can be used with a UE20 straight extension.

Can be coupled together for added height.

Can be coupled with a straight extension for added height.



Replacement Parts

| PART NO. | DESCRIPTION | FITS TOOLS |
|----------|-------------------|----------------------------|
| 21AWC | Metal Coupling | 20A, 25AHIUP, 25HIUPAWC |
| 21A5WC | Metal Coupling | 20A5, 25AHIUP5, 25HIUPAWC5 |
| 21NA | Metal Nut | 20A, 25AHIUP, 25HIUPAWC |
| 21NA5 | Metal Nut | 20A5, 25AHIUP5, 25HIUPAWC5 |
| 21RPK | Ring (Pkg. of 10) | 20A, 25AHIUP, 25HIUPAWC |
| 21R5PK | Ring (Pkg. of 10) | 20A5, 25AHIUP5, 25HIUPAWC5 |
| 313B | Brush, Horsehair | 313, 3135 |
| 313BN | Brush, Nylon | 313N, 3135N |

* See chart on page 1



1 1/4" Crevice Tools

| PART NO. | SIZE | LENGTH | MATERIAL | COLOR | |
|----------|--------|--------|----------|-------|--|
| 906BK | 1 1/4" | 9" | HIPS** | Black | |
| 906BKNE | 1 1/4" | 8" | HIPS** | Black | |
| 906G | 1 1/4" | 9" | HIPS** | Gray | |

1 1/2" Crevice Tools

| PART NO. | FITS CUFF SIZE | LENGTH | MATERIAL | NOTES | |
|----------|----------------|--------|--------------|----------|--|
| 317 | 1 1/2" | 15" | Chrome Steel | Angle | |
| 605FBK | 1 1/2" | 6" | HIPS** | Black | |
| 611A1 | 1 1/2" | 11" | Aluminum | Angle | |
| 611F | 1 1/2" | 11" | HIPS** | Gray | |
| 611FBK | 1 1/2" | 11" | HIPS** | Black | |
| 611S | 1 1/2" | 11" | HIPS** | Gray | |
| 617F | 1 1/2" | 17" | HIPS** | Gray | |
| 617FBK | 1 1/2" | 17" | HIPS** | Black | |
| 624A1 | 1 1/2" | 24" | Aluminum | Angle | |
| 628F | 1 1/2" | 28" | HIPS** | Gray | |
| 628FBK | 1 1/2" | 28" | HIPS** | Black | |
| 727B | 1 1/2" | 27" | Chrome Steel | Straight | |

**HIGH IMPACT POLYSTYRENE





2" Crevice Tools

| PART NO. | FITS CUFF SIZE | LENGTH | MATERIAL | NOTES | |
|----------|----------------|--------|--------------|-------|--|
| 208 | 2" | 15" | Aluminum | Angle | |
| 209ST | 2" | 24" | Chrome Steel | Angle | |





Pick-Up Nozzles, Upholstery Tools, Utility Tools









1 1/2" Bulk Pick-Up Nozzles

| PART NO. | FITS CUFF SIZE | LENGTH | MATERIAL | NOTES | |
|----------|----------------|--------|-------------------|-------|---|
| 204 | 1 1/2" | 18" | Aluminum | Angle |  |
| 806 | — | 6" | Neoprene (Rubber) | Black |  |
| 806C | 1 1/2" | 9" | Neoprene, Plastic | Black |  |
| 807CM | 1 1/2" | 25" | Neoprene, Chrome | Black |  |







2" Bulk Pick-Up Nozzles

| PART NO. | FITS CUFF SIZE | LENGTH | MATERIAL | NOTES | |
|----------|----------------|--------|----------|---------|---|
| 202 | 2" | 18" | Aluminum | Angle |  |
| UE40 | 2" | 54" | Aluminum | Tapered |  |

Upholstery Tools

| PART NO. | BODY MATERIAL | BRISTLE MATERIAL | SIZE | WIDTH | TYPE* | |
|----------|----------------------|---------------------|--------|-------|-------|---|
| 307 | Aluminum | — | 1 1/2" | 6" | 2 |  |
| 307B | Steel, Nylon | Polypropylene | 6" | — | — |  |
| 506 | Polypropylene, Gray | — | 1 1/2" | 5" | 1 |  |
| 506B | Polystyrene, Gray | .008" Polypropylene | — | 5" | — |  |
| 506BLK | Polypropylene, Black | — | 1 1/2" | 5" | 1 |  |
| 506BBLK | Polypropylene, Black | .008" Polypropylene | — | 5" | — |  |
| 924BK | Polypropylene, Black | — | 1 1/4" | 5" | 32mm |  |
| 924BBK | Polypropylene, Black | .008" Polypropylene | 1 1/4" | 5" | — |  |

Utility Tools

| PART NO. | BODY MATERIAL | BRISTLE MATERIAL | SIZE | WIDTH | TYPE* | |
|----------|----------------------|------------------|--------|-------|-------|---|
| 2355BK | Polystyrene, Black | — | 1 1/2" | 5" | — |  |
| 308BA | Aluminum | Horsehair | — | 6" | — |  |
| 309 | Aluminum | — | 1 1/2" | 6" | 1, 2 |  |
| 319 | Polyethylene, Orange | — | 1 1/2" | 4" | — |  |
| 319B | Polyethylene, Black | — | 1 1/2" | 4" | — |  |
| 321 | Polyethylene, Yellow | — | 2" | 4" | — |  |

* See chart on page 1



| Dust Brushes | | | | | | |
|--------------|---------------|---------------------|------|-------|-------|--|
| PART NO. | BODY MATERIAL | BRISTLE MATERIAL | SIZE | COLOR | TYPE* | |
| 306 | Aluminum | Horsehair | 3" | — | 1, 2 | |
| 306N | Aluminum | Nylon | 3" | — | 1, 2 | |
| 306SCN** | Aluminum | Conductive Filament | 3" | — | 1, 2 | |
| 312 | Aluminum | Horsehair | 5" | — | 1, 2 | |
| 312N | Aluminum | Nylon | 5" | — | 1, 2 | |
| 40504 | Polypropylene | Horsehair | 3" | Gray | 1, 2 | |
| 40504BK | Polypropylene | Horsehair | 3" | Black | 1, 2 | |
| 503 | Polypropylene | Polypropylene | 3" | Gray | 32mm | |
| 503BK | Polypropylene | Polypropylene | 3" | Black | 32mm | |
| 503PR | Polypropylene | Polypropylene | 3" | Gray | 1 | |
| 603 | Polypropylene | .010" Polypropylene | 3" | Gray | 32mm | |
| 603MR | Polypropylene | .010" Polypropylene | 3" | Gray | 2 | |
| 803BLK | Polypropylene | .010" Polypropylene | 3" | Black | 32mm | |
| 803BLKMR | Polypropylene | .010" Polypropylene | 3" | Black | 2 | |
| 907BLK | PVC | Horsehair | 3" | Black | 32mm | |
| 907G | PVC | Horsehair | 3" | Gray | 32mm | |
| 907GPR | PVC | Horsehair | 3" | Gray | 1 | |

**Minimum order requirements. Replacement bristles available for 306 (305B), 306N (305BN), 312N (312BN), 312 (312B), 503 and 603 (603B).

| Adapters | | | |
|----------|-------------------------------------|------------|--|
| PART NO. | DESCRIPTION | FITS TOOLS | |
| 502 | 1½"-1¼" Reducer, Polystyrene, Gray | Type 1 | |
| 502BLK | 1½"-1¼" Reducer, Polystyrene, Black | Type 1 | |
| 703 | 1½"-1¼" Reducer, Aluminum | Type 2 | |
| 609BK | 1¼" Connector, Polystyrene, Black | 32mm | |

* See chart on page 1



Accessory Kits

Commercial Wet/Dry

Part No. AK1, AK15

| DESCRIPTION | PART NO | TYPE* |
|------------------------------------|-------------------|-------|
| DPZ Gray 1½" X 10' Hose with Cuffs | 7115008000, 150EF | 1½" |
| 54" Aluminum Wand | 21AP, 21AP5 | 1 & 2 |
| 3" Dust Brush | 503PR | 1½" |
| 14" Floor Brush | 535, 5355 | 1 & 2 |
| 14" Squeegee Floor Tool | 545, 5455 | 1 & 2 |
| 14" Scallop Face Carpet Tool | 546, 5465 | 1 & 2 |
| 11" Crevice Tool | 611F | 1½" |



Industrial MRO General Pick-Up

Part No. INDMOROKIT

| DESCRIPTION | PART NO | TYPE |
|------------------------------------|------------|------|
| StatPath® Plus Blue 1½" X 15' Hose | 5991500400 | 1½" |
| 1½" Swivel Cuff | 150ESFBKSC | 1½" |
| 2¼" Adapter | 225EF | 1½" |
| 4" Utility Tool | 319B | 1½" |
| 11" Crevice Tool | 611FBK | 1½" |



Commercial MRO General Pick-Up

Part No. COMMROKIT

| DESCRIPTION | PART NO | TYPE |
|--------------------------------|------------|------|
| Flx Plus Orange 1½" X 12' Hose | 6415006000 | 1½" |
| 1½" Swivel Cuff | 150ESFBK | 1½" |
| 2¼" Adapter | 225EF | 1½" |
| 4" Utility Tool | 319B | 1½" |
| 11" Crevice Tool | 611FBK | 1½" |



Industrial Wet/Dry

Part No. INDKIT-1, INDKIT-2

| DESCRIPTION | PART NO | TYPE* |
|----------------------------------|-------------|-------|
| 54" Aluminum Wand | 21A, 21A5 | 1 & 2 |
| 14" Aluminum Floor Brush | 635N, 6355N | 1 & 2 |
| 14" Aluminum Squeegee Floor Tool | 645, 6455 | 1 & 2 |
| 3" Aluminum Dust Brush | 306N | 1½" |
| 6" Aluminum Utility Tool | 309 | 1½" |
| 11" Aluminum Crevice Tool | 611A1 | 1½" |



* See chart on page 1



| Wet/Dry Pick-Up | | | Part No. MCK4 |
|-------------------------|------------|-------|---------------|
| DESCRIPTION | PART NO. | TYPE | |
| 12" Combo Floor Tool | 911BLKWW | 38 mm | |
| 14" Squeegee Floor Tool | 41947WW | 38 mm | |
| 54" Chrome Steel Wand | 27C54M | 38 mm | |
| 3" Dust Brush | 803BLKPRNE | 38 mm | |
| 5" Upholstery Tool | 506BLKWW | 38 mm | |
| 11" Crevice Tool | 611SWW | 38 mm | |

| Dry Pick-Up | | | Part No. MCK3 |
|---|----------|-------|---------------|
| DESCRIPTION | PART NO | TYPE | |
| 12" Combo Floor Tool | 912BLKNE | 32 mm | |
| 11" Stainless Steel Curved Wand Handle | 7025BSS | 32 mm | |
| 25" - 39" Stainless Steel Telescopic Wand | 7028SS | 32 mm | |
| 20" Straight Wand | 7022BK | 32 mm | |
| 3" Dust Brush | 803BLKNE | 32 mm | |
| 5" Upholstery Tool | 924BKNE | 32 mm | |
| 11" Crevice Tool | 906BKNE | 32 mm | |

* This kit fits 1½" hose.

| Woodworking Accessory Kit | | | Part No. WOODKIT |
|----------------------------------|----------|-------|------------------|
| DESCRIPTION | PART NO | TYPE | |
| 20" Plastic Straight Wand (2pc.) | 7022BK | 32 mm | |
| 11" Plastic Curved Wand Handle | 7023BK | 32 mm | |
| 11" Crevice Tool | 906BKNE | 32 mm | |
| 3" Dust Brush | 503BK | 32 mm | |
| 5" Upholstery Tool | 924BKNE | 32 mm | |
| 14" Floor Tool | 930 | 32 mm | |
| 45° Cuff | 03100101 | 1½" | |

* This kit fits 1½" hose.



Accessory Kits

Central Vacuum Kit Part No. TK2001

| DESCRIPTION | PART NO | TYPE* |
|---|------------------------|-------|
| 1¼" X 30' Uni-Loop Silver Hose | 5971252803SB-1 | 32mm |
| 11" Stainless Steel Curved Wand Handle | 7024BSS | 32mm |
| 25" - 39" Stainless Steel Telescopic Wand | 7028SS | 32mm |
| 12" Multi-Surface Floor Tool | 912BLKNE | 32mm |
| 14" Floor Brush | 930 | 32mm |
| 9" Crevice Tool, 3" Dust Brush & 5" Upholstery Tool | 906BKNE, 907BLK, 924BK | 32mm |
| Hose Hanger & Mesh Bag | 7050, 990 | N/A |



* Hose sold with end fittings attached.

Central Vacuum Light Duty Kit Part No. TK2002

| DESCRIPTION | PART NO | TYPE* |
|---|------------------------|-------|
| 1¼" X 30' Uni-Loop Silver Hose | 5971252801SB-1 | 32mm |
| 12" Plastic Curved Wand Handle | 7023BKS | 32mm |
| 20" Plastic Straight Wand (2pc.) | 7022BK | 32mm |
| 12" Multi-Surface Floor Tool | 912BLKNE | 32mm |
| 14" Floor Brush | 930 | 32mm |
| 9" Crevice Tool, 3" Dust Brush & 5" Upholstery Tool | 906BKNE, 907BLK, 924BK | 32mm |
| Hose Hanger & Mesh Bag | 7050, 990 | N/A |



* Hose sold with end fittings attached.

Central Vacuum Air Turbine Kit Part No. TK2003

| DESCRIPTION | PART NO | TYPE* |
|---|--------------------------------|-------|
| 1¼" X 30' Uni-Loop Silver Hose | 5971252803SB-1 | 32mm |
| 11" Stainless Steel Curved Wand Handle | 7024BSS | 32mm |
| 25" - 39" Stainless Steel Telescopic Wand | 7028SS | 32mm |
| 11" Multi-Surface Floor Tool | 913NE | 32mm |
| 14" Floor Brush | 930 | 32mm |
| 9" Crevice Tool, 3" Dust Brush & 5" Upholstery Tool & Brush | 906BKNE, 907BLK, 924BK, 924BBK | 32mm |
| Hose Hanger & Mesh Bag | 7050, 990 | N/A |



* Hose sold with end fittings attached.

Garage Kit Part No. TK2004

| DESCRIPTION | PART NO | TYPE* |
|---|--------------------------------|-------|
| 1¼" X 50' Uni-Loop Green Hose (Hi-Viz) | 5971250502SB-1 | 32mm |
| 12" Plastic Curved Wand Handle | 7023BKS | 32mm |
| 20" Plastic Straight Wand (2pc.) | 7022BK | 32mm |
| 14" Floor Brush | 930 | 32mm |
| 9" Crevice Tool, 3" Dust Brush & 5" Upholstery Tool & Brush | 906BKNE, 907BLK, 924BK, 924BBK | 32mm |
| Hose Hanger & Mesh Bag | 7050, 990 | N/A |



* Hose sold with end fittings attached.



| | |
|--|--------------------------|
| Standard Payment and Credit Policy: | Terms — NET 30 Days |
| Standard Freight Terms | F.O.B.—Warsaw, IN |
| Minimum Order | Minimum order is \$75.00 |

Damaged or Lost Shipments

- Small Package Shipments**
- Check your order immediately upon receipt. If damage is noted, you have the right to refuse the shipment. If you choose to keep the shipment, Flexaust®-TUEC must be notified of any damages or shortages within 5 business days. Any damaged cartons and merchandise must be kept for inspection.
- Truck Shipments**
- Check your order immediately upon receipt. Any damages or shortages must be noted on the delivery receipt. If damage is noted, you have the right to refuse the shipment. The customer must contact the truck line and report any discrepancy. All damaged containers and merchandise must be kept for the truck line to inspect. At that time, you should file a claim with the truck line. Any shortages due to a shipping error must be reported within 5 business days.

Warranty

- Attachments and hose are warranted for 90 days from the date of shipment to be free from defects in materials and workmanship.
- Products damaged due to abuse, accidental damage or improper use is not covered by warranty.
- All warranty returns must have prior written authorization by Flexaust®-TUEC. No returns will be accepted without a Return Authorization number from Flexaust®-TUEC. Please call us if you have warranty questions.
- The foregoing is in lieu of all other warranties expressed or implied and constitute Flexaust®-TUEC's only obligation with respect to our products. Flexaust®-TUEC assumes no liability for individual or consequential damages.

Return Goods Policy

- No merchandise returns will be accepted without prior written approval. A Return Authorization form and number must accompany all returns and can be obtained by contacting our customer service department. No returns will be authorized for product shipped more than 12 months prior.
- All returned merchandise will be charged a 20% restocking fee unless covered by warranty or shipped in error. Claims must be filed within 30 days of receipt. Returns, WHEN APPROVED, must be received in first quality, resalable condition. Freight charges on all restocking returns are the responsibility of the customer.

Pricing

- We reserve the right to make price adjustments without prior notification.

Throughout the United States and Canada contact us at:





 A **SCHAUBURG** HOSE TECHNOLOGY COMPANY

1902 Tucker Street
Burlington, NC 27215
Tel: 800-334-6878
Fax: 336-222-0567

1510 Armstrong Road
Warsaw, IN 46580
Tel: 574-267-7909
Fax: 574-269-7491

4584 Calimesa Street
Las Vegas, NV 89115

10 Industrial Way
Amesbury, MA 01913

sales@flexaust.com
www.flexaust.com

Find Us On:



DISTRIBUTED BY

