

TIGEAR-2 FAMILY

GEARING ENGINEERING CATALOG

To receive a copy of the Dodge TIGEAR-2 Catalog, Dodge® Bearing Engineering Catalog, Dodge Gearing Engineering Catalog, Dodge PowerTransmission Components Engineering Catalog, or Dodge Product Manuals, contact your local authorized Dodge Distributor or www.baldor.com.

MEMBER OF...



AMERICAN BEARING MANUFACTURERS ASSOCIATION



AMERICAN GEAR MANUFACTURERS ASSOCIATION



CONVEYOR EQUIPMENT MANUFACTURERS ASSOCIATION



MECHANICAL POWER TRANSMISSION ASSOCIATION



POWER TRANSMISSION DISTRIBUTORS ASSOCIATION



NATIONAL ELECTRICAL MANUFACTURERS ASSOCIATION



BEARING SPECIALIST ASSOCIATION



HYDRAULIC INSTITUTE



MHI - THE INDUSTRY THAT MAKES SUPPLY CHAINS WORK



NATIONAL STONE, SAND & GRAVEL ASSOCIATION



ELECTRICAL APPARATUS SERVICE ASSOCIATION, INC.



SOCIETY FOR MINING, METALLURGY & EXPLORATION INC.



SOCIETY OF WOMEN ENGINEERS



DODGE Products are Manufactured in ISO 9001 Certified Plants

Prices and data indicated in this document are for your convenience and were correct at time of printing with the exception of clerical and/or printing errors. Possession of this document by any person or company is not to be construed as an offer to sell to him or to anyone else the goods listed herein at the prices stated.

ALL DATA AND PRICES ARE SUBJECT TO CHANGE WITHOUT NOTICE and shall be subject to those prices in effect at time of shipments. All published and quoted prices are based upon the application of, and all sales are expressly subject to, the Company's Standard Terms and Conditions of Sales are available upon request. This document supersedes all previously published catalog/pricing documents.

WARNING

The information provided for Product Interchange in this catalog is for use only as a general reference by persons qualified to recognize unreasonable selection options. Products suggested as substitutes may have dimensional, rating, pricing and other differences from products to be replaced. This selection method must be used in conjunction with the applicable product catalog which contains important precautions and other pertinent information.

In illustrations throughout this catalog, safety guards have been removed for photographic purposes.

© 2016 Baldor Electric Company

WARNING: Because of the possible danger to person(s) or property from accidents which may result from the improper use of products, it is important that correct procedures be followed: Products must be used in accordance with the engineering information specified in the catalog. Proper installation, maintenance and operation procedures must be observed. The instructions in the instruction manuals must be followed. Inspections should be made as necessary to assure safe operation under prevailing conditions. Proper guards and other suitable safety devices or procedures as may be described or as may be specified in safety codes should be provided, and are neither provided by Baldor Electric nor are the responsibility of Baldor Electric. This unit and its associated equipment must be installed, adjusted and maintained by qualified personnel who are familiar with the construction and operation of all equipment in the system and the potential hazards involved. When risk to persons or property may be involved, a holding device must be an integral part of the driven equipment beyond the speed reducer output shaft.



TABLE OF CONTENTS

Dodge Tigear-2 Reducers

Features/Benefits	2
Washdown	5
Helical Attachment	7
Specification	8
How to Order/Nomenclature	9
Selection Procedures	10
Selection Tables by Horsepower and Service Factor	12
Ratings/Dimensions	
Size 13	16
Size 15	22
Size 17	28
Size 20	36
Size 23	44
Size 26	50
Size 30	56
Size 35	62
Size 40	68
Size 47	74
Washdown Products	
E-Z Kleen	80
Ultra Kleen	97
Ultra Kleen Dimensions Washdown Products	102
Helical Attachment	106
Accessories	109
Mod Express	128
Engineering/Technical	
Shipping Weights	129
Nameplate Layout	129
Mounting Positions	130
Competitor Interchange	132
Renewal Parts	182
Part Number Index	INDEX-1

Features / Benefits

Specification / How to Order / Nomenclature

Selection Procedures / HP & S.F.

Ratings / Dimensions

Washdown E-Z Kleen

Washdown Ultra Kleen

Ultra Kleen Dimensions



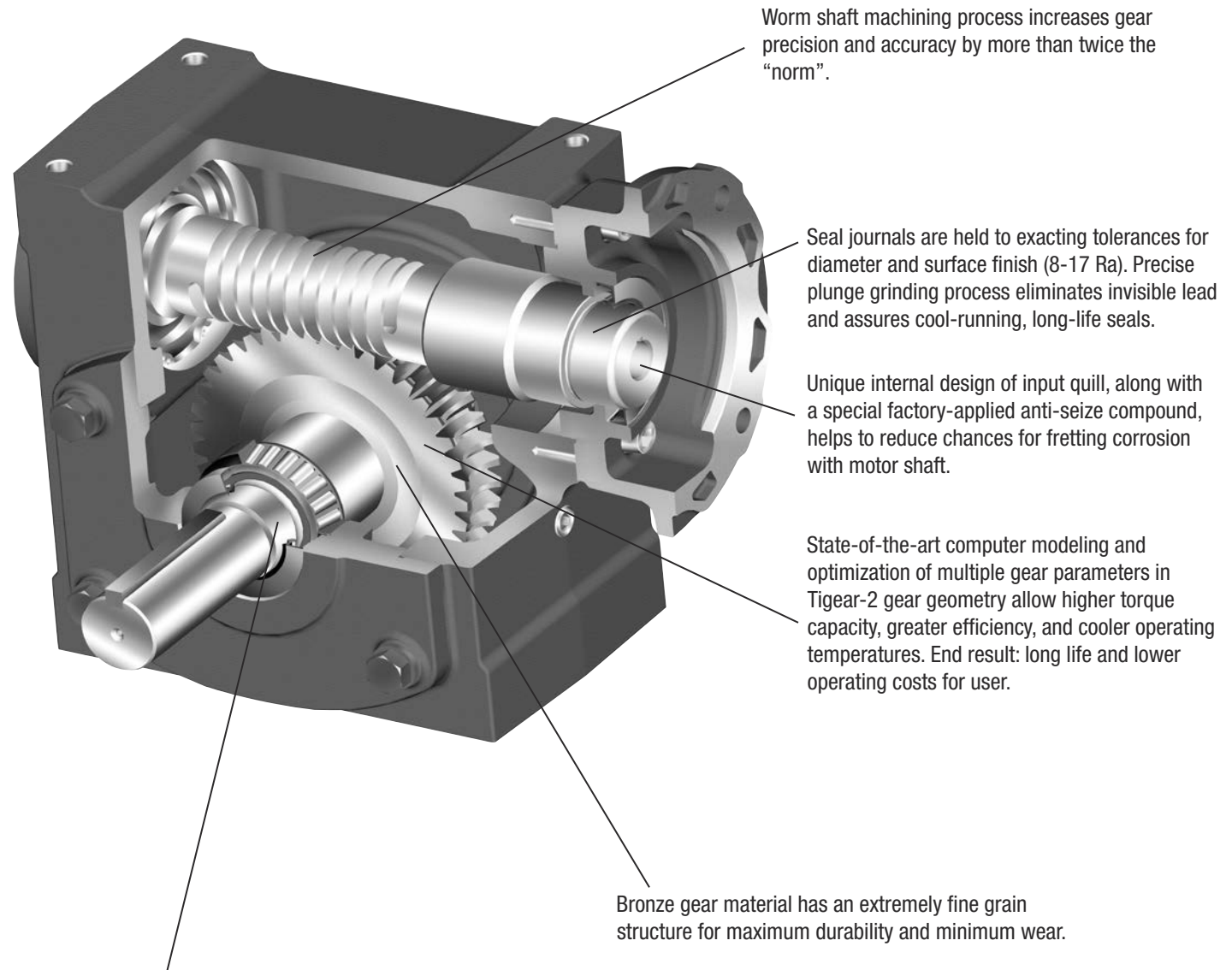
FEATURES/BENEFITS

Tigear-2 Speed Reducers

- 10 case sizes
- 1.33" to 4.75" center distances
- 5:1 to 60:1 reductions
- Quill input
- Separate input
- 3-piece coupled input
- Solid output
- Hollow output

On average, Tigear-2 delivers more torque than competitive, same-sized models. This permits downsizing and helps reduce total cost of ownership.

Tigear-2 reducers share the same footprint and most critical mounting dimensions with original Tigear and many competitive models.



Worm shaft machining process increases gear precision and accuracy by more than twice the "norm".

Seal journals are held to exacting tolerances for diameter and surface finish (8-17 Ra). Precise plunge grinding process eliminates invisible lead and assures cool-running, long-life seals.

Unique internal design of input quill, along with a special factory-applied anti-seize compound, helps to reduce chances for fretting corrosion with motor shaft.

State-of-the-art computer modeling and optimization of multiple gear parameters in Tigear-2 gear geometry allow higher torque capacity, greater efficiency, and cooler operating temperatures. End result: long life and lower operating costs for user.

Bronze gear material has an extremely fine grain structure for maximum durability and minimum wear.

Generous step between diameter of output bearing journal and diameter of seal journal prevents bearing from scuffing seal journal during assembly.

Features / Benefits
 Specification / How to Order / Nomenclature
 Selection Procedures / HP & S.F.
 Ratings / Dimensions
 Washdown E-Z Kleen
 Washdown Ultra Kleen
 Ultra Kleen Dimensions



FEATURES/BENEFITS

Tigear-2 Reducers

CONFIGURATION OPTIONS

The advanced design concept of the Tigear-2 reducer product line provides extreme flexibility for applications that require from 100 to more than 6,800 lb.-in of torque. Whether the application requires the compactness of a quill-style input, the durability of a 3-piece coupled input, or a separate keyed input shaft for belt-driven equipment, Tigear-2 is the answer. With four basic reducer configurations that are dimensionally interchangeable with most competitive brands and stock bolt-on accessories, the Tigear-2 reducer line is truly a complete line that is full of value.



Quill Input

Space-saving quill-style input reducers for NEMA C-face motors are in both solid and hollow output designs.



Separate Input

Separate style input reducers with solid or hollow output shafts are suitable for either belted or direct-coupled motor connections.



3-Piece Coupled Input

Attaching a stock, 3-piece coupled motor adapter kit to a separate style reducer creates a durable drive package that facilitates easy motor removal and provides protection against shock loads and other unpredictable vibrations.



FEATURES/BENEFITS

Tigear-2 Reducers

TIGEAR-2 SEALING SYSTEM

The totally enclosed, ventless sealing system operates effectively with no pressure vent, no compression chamber. Tigear-2 contains a factory-filled synthetic lubricant that runs cooler, as well as eliminates the need for routine oil changes. All reducers are filled with the proper amount of lubricant for any approved mounting position. Simply install it, then forget it.

Special Hydrodynamic Wave Seal Design

The special wave shape (molded into the seal lip) generates a better hydrodynamic film, which is required between the seal and the shaft for long life. This special wave design generates less drag, less heat, and virtually eliminates shaft grooving created by the single-point wear track, which is common with conventional trimmed lip seal designs. The sinusoidal lip of the wave seal effectively pushes external contaminants away and pumps lubricant back into the oil sump.

Factory-Filled Synthetic Lubricant

The standard synthetic lubricant used in Tigear-2 meets H1 food grade requirements and accommodates a wide range of operating temperatures. In extensive laboratory test, it lowered operating temperatures by 20°F over other popular synthetics. No routine scheduled oil changes are required.

Special Lip Construction

Optimized lip-to-shaft contact pressures ensure maximum life. In addition, special sealing elements operate under pressure without detrimental effect on service life or sealing performance.

GRIP TIGHT™ TAPERED ADAPTER BUSHING SYSTEM ELIMINATES HOP AND WOBBLE.



Locking System

The Tigear-2 reducer's Grip Tight tapered bushing system uses concepts that have proven to be effective in the locking mechanism of the Dodge Grip Tight bearing to simplify installation and removal and prevent fretting corrosion problems. There are no loose fasteners to misplace during installation, and the locking nut creates a positive means for easy removal.

Minimum Shaft Length

The system's tapered bushings allow for mounting in some of the tightest places on almost any size shaft. (Driven shafts need not protrude completely through the reducer bore.)

Bushing Options

When used in pairs, the tapered bushings can be used without output keys. Corrosion resistant options are available for severe washdown applications.



FEATURES/BENEFITS


Tigear-2 Washdown Reducers

TIGEAR-2 E-Z KLEEN REDUCERS

Tigear-2 E-Z Kleen reducers offer superior corrosion resistance and sealing to meet the harsh washdown applications associated with the food and beverage industry.

Standard features include:

- A coating system which provides greater than three times the corrosion resistance of standard epoxy painted units
- Stainless color top coat -- White finish also available
- Available in solid and hollow output shafts.
- 300 series stainless steel solid and hollow output shafts and stainless hardware
- Two-piece harsh duty output seals
- Factory filled H1 food grade synthetic lubrication
- Offered in sizes 13 through 35 in quill and 3-piece coupled input with solid or hollow output configurations.



Availability:

- Wide selection of units available from stock.
- Same day air shipment offered on most sizes if order received by noon EST, or next business day air if order received after noon EST.


Washdown accessories include:

- Stainless steel straight bore bushings
- Stainless steel Grip Tight bushings (as available)
- E-Z Kleen bolt-on base kit
- E-Z Kleen riser block kit
- E-Z Kleen J-mount kit
- E-Z Kleen output flange kit



FEATURES/BENEFITS

Tigear-2 Washdown Reducers



TIGEAR-2 AND DODGE ULTRA KLEEN STAINLESS STEEL REDUCERS

Ultra Kleen stainless steel reducers are the best choice for ultimate washdown protection or where “paint free” specification is required.

Standard features include:

- New rounded housing design prevents accumulation of material or liquid
- 300 series stainless steel housings
- Available with solid or hollow output shafts with either quill or 3-piece coupled input.
- 300 series stainless steel solid and hollow output shafts and stainless hardware
- Two-piece harsh duty output seals
- Factory filled H1 food grade synthetic lubrication
- Center distances: 1.75”, 2.00”, 2.31”, 2.62” and 3.00”
- Reducer ratios: 5, 7.5, 10, 15, 20, 30, 40, 50 and 60
- IP69K certified for protection against liquid penetration.
- Laser etched nameplate
- Tapered roller bearings on output shaft
- Critical mounting dimensions are the same as standard Tigear-2 reducers.
- Dimensionally interchangeable with most competitive brands.

Availability:

- 24 hour shipment available upon request.

Washdown accessories include:

- Stainless steel straight bore bushings
- Stainless steel Grip Tight bushings (as available)
- Stainless steel bolt-on base kit
- Stainless steel output flange kit

IP69K Rated



1450 PSI spray test

IP69K is a standardized, very high pressure, high temperature water spray test.

Features / Benefits

Specification / How to Order / Nomenclature

Selection Procedures / HP & S.F.

Ratings / Dimensions

Washdown E-Z Kleen

Washdown Ultra Kleen

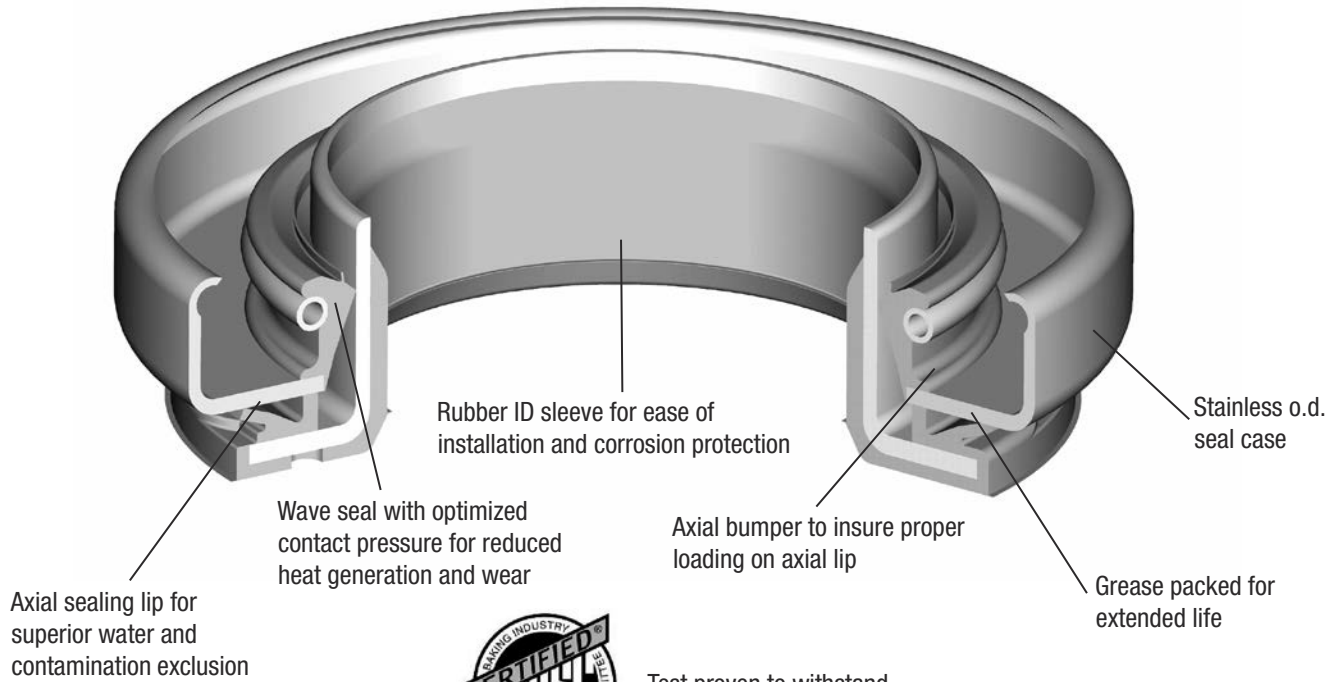
Ultra Kleen Dimensions



FEATURES/BENEFITS

Tigear-2 Washdown Reducers

SEALING SYSTEM FOR WASHDOWN REDUCERS



Test proven to withstand 1,450 PSI water sprays

Tigear-2 Reducers HELICAL ATTACHMENT

A double NEMA 56 and 140 C-face helical gear attachment is available for Tigear-2 reducers, providing gear ratios from 75:1 to 300:1.

The helical attachment has a quill input coupling for quick and easy motor attachment. It easily attaches to a Tigear-2 reducer with 56C or 140TC quill or 3-piece coupled input.

- Available with NEMA 56 and 140 C-face input and output
- Available in 4:1 and 5:1 ratios
- Factory filled with food grade synthetic lubricant
- Lubed for life
- No breather
- Suitable for all mounting positions right out of the box
- Cast iron construction

With the helical attachment, customers can now take advantage of all the Tigear-2 features with available ratios up to 300:1.





SPECIFICATION

General Specification - Dodge Tigear-2 Speed Reducers

The speed reducer shall be a single reduction worm gear reducer incorporating three input configurations - a quill style for direct attachment of electric motors, a separate keyed input shaft suitable for flexible coupling to a footed motor or belt and pulley input configuration and a motor adapter style input that employs a three piece coupling to connect electric motors to the reducer. These input configurations shall be available in both solid and hollow output shaft designs. The reducer shall be manufactured in the United States of America.

Gearing

Worm gear geometry shall be highly optimized for rating and efficiency and precision manufactured with a single enveloping design.

The gear set shall consist of a hardened steel worm shaft. The worm gear shall be a fine grain, copper-tin bronze—specially alloyed for superior durability and wear resistance. All units shall have the worm gear set properly centered during assembly to produce an optimum contact pattern.

Gear design and power transmission ratings conform to globally accepted rating standards.

Castings

The gear case and bearing housing shall be manufactured from Class 30 gray iron. The optional bolt-on base, motor flange and other accessories shall be available in either cast iron, aluminum or steel.

A riser block kit, designed for mounting to the top surface, shall be available to provide a method for avoiding a mounting arrangement that would position the input shaft below the level of the output shaft.

The reducer shall be sealed with no direct passage from the oil sump to the ambient atmosphere - (a closed system). This ventless design ensures no contamination of lubricant from external environment.

Lubrication

The standard lubrication shall be a synthetic type that is suitable for USDA Class H1 environments. The manufacturer must state in writing that the lubrication shall require no periodic changing. Alternate synthetic lubricants made from the same base material as the standard shall be available to accommodate extreme temperature applications.

All reducers shall be factory filled by the manufacturer with the proper volume of synthetic lubricant so that the reducer can be applied in any approved mounting position without any modifications to the reducer.

Bearings

Output shafts shall incorporate tapered roller bearings shimmed for proper running clearances and be designed for maximizing over hung load rating.

Sealing

Oil seals shall be made of premium materials and shall operate on plunge ground seal journals having an 8-17 Ra, 65-115 Rz micro finish. Seals made using Nitrile or Fluoroelastomer materials are not acceptable.

Oil seals shall have a minimum temperature range of -40° to 300°F. (-40° to 149°C).

All sealing-joints, except fill plug, shall be o-rings. Reducers shall incorporate no silicone rubber sealant of any kind.

Hardware

All fasteners shall be minimum Grade 5 and have locking provisions. Motor mounting bolts and input/output keys shall be provided.

External Conditions

When properly service factored to account for the thermal limitations of the reducer, the standard construction shall be suitable for use in ambient temperatures from -10°F to +165°F.

The thermal ratings listed on ratings pages are based on the gear unit continuously operating in an ambient temperature of 75°F. For the ambient condition above 75°F, the derating factor needs to be applied to the thermal rating, or contact Dodge application engineering.

When used without the optional aluminum bolt-on foot the reducer shall be BISSC certified.

Washdown operating environments shall be addressed with a special coated gear case incorporating stainless steel hardware and stainless steel output shaft.

Severe washdown operating environments shall be addressed with a stainless steel gear case incorporating stainless steel hardware and stainless steel output shaft.



HOW TO ORDER / NOMENCLATURE

How To Order Tigear-2 Reducers

All Tigear-2 reducers and accessories have a part number. Reducer part numbers are found in the ratings/dimensions tables and accessories are listed in the modification/accessories section. When placing an order specify the reducer part number and part number(s) of selected accessories.

Part number example:

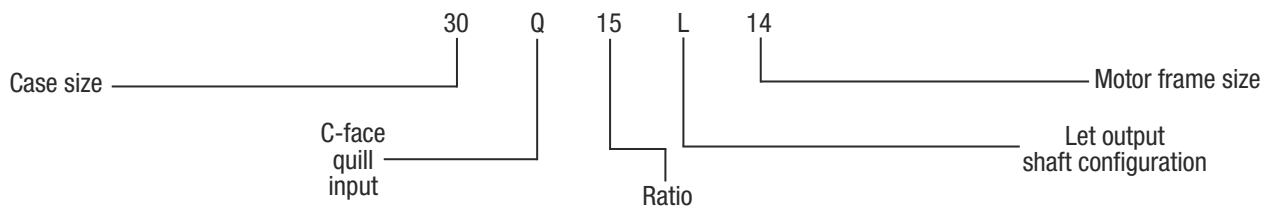
30Q15L14 Size-30, quill input, 15:1 ratio, left hand output, 140TC input
 30BASE Size-30 bolt-on base kit

Reducer Nomenclature And Part Number

Stainless Steel Option	Size	Input Style	Washdown Option	Ratio	Output	Motor Frame
SS	13 = 1.33 c.d. 15 = 1.50 c.d. 17 = 1.75 c.d. 20 = 2.00 c.d. 23 = 2.31 c.d. 26 = 2.62 c.d. 30 = 3.00 c.d. 35 = 3.50 c.d. 40 = 4.00 c.d. 47 = 4.75 c.d.	Q Quill S Separate A 3-Piece Coupled	Z E-Z Kleen	05 07 10 12 15 18 20 25 30 40 50 60	L R LR H HA ⋮ ⋮ ⋮ ⋮ ⋮ ⋮	56 = 56C 14 = 140TC 18 = 180TC 21 = 210TC 25 = 250TC

OUTPUT SHAFT CONFIGURATIONS

EXAMPLE





SELECTION PROCEDURES

Tigear-2 Reducers

SELECTION USING RATING TABLES

Because the efficiency of worm gear speed reducers varies from approximately 60 to 95%, it is important to consider the horsepower/torque conditions at both input and output in a given application. In a situation where motor horsepower is known (e.g., competitive interchange or when a particular motor is available), selection can be done based on input ratings. Where a gearbox is being selected by a designer who knows driven equipment loads, the reducer is selected from the output torque capacity.

Note: Although many customers successfully use quill style reducers for the applications listed below, we strongly recommend using 3-piece coupled reducers. This will minimize any unusual noise conditions or aggravated wear in the input quill, which makes motor removal difficult.

- Reversing applications
- Use of single phase motors
- Frequent starts and stops, more than 10 per hour
- Brakemotor applications
- Variable speed motors
- Clutch/Brake units always require 3-piece coupled reducers

All Tigear-2 selections and ratings are based on an input speed of 1750 RPM. Maximum input speed for quill style input units should not exceed 1800 RPM. For separate and 3-piece coupled style input, maximum input speed should not exceed 2000 RPM.

Reducer Service Factors

Prime Mover	Duration of Service Per Day	Driven Machine Load Classification		
		Uniform	Medium Shock	Heavy Shock
Electric motor	Occasional 1/2 hour	Note (1)	Note (1)	1
	Less than 3 hours	1.00	1.00	1.25
	3 - 10 hours	1.00	1.25	1.50
	Over 10 hours	1.25	1.50	1.75
Electric motor with up to 10 starts and stops per hour	Occasional 1/2 hour	Note (1)	1.00	1.25
	Less than 3 hours	1.00	1.25	1.50
	3 - 10 hours	1.25	1.50	1.75
	Over 10 hours	1.50	1.75	2.00

- (1) Unspecified service factors should be 1.00 or as agreed upon by user and manufacturer.
- (2) Frequent start and stop applications, more than 10 starts and stops per hour, require special consideration in selecting a service factor. Contact Dodge application engineering for proper selection of Tigear-2 reducers. The brake torque should be limited to two times the normal operating motor torque.

Overhung Load

To determine overhung load, divide the torque required by the pitch radius of the sprocket, sheave, etc. and multiply by the appropriate factor as follows:

Chain drive	1.00
Synchronous belt drive	1.30
Spur or helical gear	1.25
V-belt	1.50
Flat belt	2.50

The calculated overhung load must not exceed the output overhung load rating.

For loads acting at more than one shaft diameter from the seal face use the following conversion factors:

Distance in Shaft Diameters from Output Seal Face	Multiply Overhung Load Capacity by this Factor
1D	1.00
2D	0.62
3D	0.42
4D	0.32
5D	0.26

Thermal Rating

Ambient temp, degree F	Derating factor
75	1.00
90	.87
100	.79
110	.71
120	.62

The thermal ratings listed on selection pages are based on the gear unit continuously operating in an ambient temperature of 75°F. For the ambient condition above 75°F, the derating factor needs to be applied to the thermal rating, or contact Dodge application engineering.

Caution: Always refer to the installation, operation & maintenance manual before operating the reducer.



SELECTION PROCEDURES

Tigear-2 Reducers

HORSEPOWER METHOD OF SELECTION

- Step 1: **Determine Service Factor** Referring to the reducer service factor table, determine the appropriate service factor.
- Step 2: **Determine Equivalent Horsepower** Multiply the motor horsepower by the service factor obtained in step 1.
- Step 3: **Calculate Required Ratio** Divide the motor shaft RPM by the reducer output shaft RPM.
- Step 4: **Determine Unit Size** Refer to the rating tables and read across from ratio row and down from motor RPM column to select a unit whose mechanical input horsepower rating meets or exceeds the equivalent horsepower.
- Step 5: **Check Thermal Rating** Compare the thermal input horsepower rating of the reducer selected to the motor horsepower. Thermal rating should always equal or exceed applied motor horsepower. For continuous duty operation in ambient temperature above 75°F derate the thermal rating per table on page 10 or contact Dodge engineering. Contact Dodge engineering for use with non-ventilated motors.

TORQUE METHOD OF SELECTION

- Step 1: **Determine Service Factor** Referring to the reducer service factor table, determine the appropriate service factor.
- Step 2: **Determine Equivalent Torque** Multiply the torque required to drive the load at the output of the reducer by the service factor obtained in step 1. (If drive components, e.g, chain or belt drives are used between reducer and driven equipment be sure to account for them when calculating output torque at the reducer.)
- Step 3: **Calculate Required Ratio** Divide the motor shaft RPM by the reducer output shaft RPM.
- Step 4: **Determine Unit Size** Refer to the rating tables and read across from ratio row and down from motor RPM column to select a unit whose mechanical output torque rating meets or exceeds the equivalent torque.

- Step 5: **Determine Required Motor Horsepower** First, calculate the output horsepower using the following equation where output torque is the torque required to drive the load at the output of the reducer.

$$\text{Output HP} = \frac{\text{Output Speed} \times \text{Output Torque}}{63025}$$

Then calculate the required motor horsepower using the following equation to account for reducer efficiency:

$$\text{Required Motor Horsepower} = \frac{\text{Output HP} \times \text{Rated Input HP of Reducer}}{\text{Rated Output HP of Reducer}}$$

- Step 6: **Select Motor HP** From available motors, select a horsepower that is equal to or greater than the value from Step 5: When the nearest motor horsepower is greater, check service factor at input by dividing rated input of reducer horsepower by actual motor horsepower. If the service factor is less than the value from step 1, a larger reducer may be required.

- Step 7: **Check Thermal Rating** Compare the thermal input horsepower rating of the reducer selected to the motor horsepower. Thermal rating should always equal or exceed applied motor horsepower. For continuous duty operation in ambient temperature above 75°F derate the thermal rating per table on page 10 or contact Dodge engineering. Contact Dodge engineering for use with non-ventilated motors.

SELECTION TABLES BY HORSE-POWER AND SERVICE FACTOR



Tigear-2 Selection Table 1.00 Reducer Service Factor

1750 RPM Input

Output RPM	Ratio		Motor Horsepower												
			0.25	0.33	0.50	0.75	1.00	1.50	2.00	3.00	5.00	7.50	10.00	15.00	20.00
350	5	SIZE	13	13	13	13	13	15	17	20	23	30	30	35	40
		Torque	42	55	83	125	166	250	332	502	840	1279	1706	2563	3408
		OHL	650	650	650	650	650	710	1050	1380	1330	1330	1330	2120	2860
233	7.5	SIZE	13	13	13	13	13	17	17	23	26	30	35	40	47
		Torque	60	79	120	180	240	364	485	736	1231	1863	2495	3727	4969
		OHL	650	650	650	650	650	1190	1190	1520	1520	1540	2430	3280	5600
175	10	SIZE	13	13	13	13	15	17	20	23	30	35	35	47	
		Torque	80	105	160	240	321	480	644	972	1650	2498	3331	4973	
		OHL	650	650	650	650	710	1190	1560	1610	1720	2700	2700	5600	
117	15	SIZE	13	13	13	15	17	20	23	26	30	40	40		
		Torque	114	150	227	343	459	701	935	1417	2391	3599	4799		
		OHL	650	650	650	710	1190	1560	1610	1610	2300	4190	4190		
88	20	SIZE	13	13	13	17	17	23	23	30	35	40	47		
		Torque	143	189	286	438	583	898	1198	1845	3125	4665	6156		
		OHL	650	650	650	1190	1190	1610	1610	2300	2760	4300	5600		
70	25	SIZE	13	13	15	17	20	23	26	30	40	47			
		Torque	169	223	341	517	707	1074	1485	2245	3719	5489			
		OHL	650	650	710	1190	1560	1610	1610	2300	4300	5600			
58	30	SIZE	13	13	15	17	23	26	26	35	40				
		Torque	200	264	404	607	847	1312	1750	2662	4365				
		OHL	650	650	710	1190	1610	1610	1610	2760	4300				
44	40	SIZE	13	15	17	20	23	26	30	35	47				
		Torque	249	333	520	793	1071	1630	2224	3361	5350				
		OHL	650	710	1190	1560	1610	1610	2300	2760	5600				
35	50	SIZE	13	15	17	23	26	30	35	40					
		Torque	289	388	600	929	1262	1940	2637	3767					
		OHL	650	710	1190	1610	1610	2300	2760	4300					
29	60	SIZE	15	17	20	23	26	30	35	40					
		Torque	329	442	691	1037	1432	2179	2923	4234					
		OHL	710	1190	1560	1610	1610	2300	2760	4300					

Torque = Actual output torque in lb. - in.
OHL = Maximum OHL capacity in lbs.

Features / Benefits

Specification / How to Order / Nomenclature

Selection Procedures / HP & S.F.

Ratings / Dimensions

Washdown E-Z Kleen

Washdown Ultra Kleen

Ultra Kleen Dimensions

SELECTION TABLES BY HORSE-POWER AND SERVICE FACTOR



Tigear-2 Selection Table 1.25 Reducer Service Factor

1750 RPM Input

Output RPM	Ratio		Motor Horsepower												
			0.25	0.33	0.50	0.75	1.00	1.50	2.00	3.00	5.00	7.50	10.00	15.00	20.00
350	5	SIZE	13	13	13	13	13	17	17	23	26	30	35	40	47
		Torque	42	55	83	125	166	249	332	504	846	1279	1709	2556	3397
		OHL	520	520	520	520	520	840	840	1064	1064	1064	1696	2288	4080
233	7.5	SIZE	13	13	13	13	15	17	20	23	30	35	40	47	
		Torque	60	79	120	180	241	364	489	736	1242	1871	2485	3727	
		OHL	520	520	520	520	568	952	1248	1216	1232	1944	2624	4480	
175	10	SIZE	13	13	13	15	17	20	23	26	30	35	40	47	
		Torque	80	105	160	241	320	483	648	979	1650	2498	3315	4973	
		OHL	520	520	520	568	952	1248	1288	1288	1376	2160	2912	4480	
117	15	SIZE	13	13	13	17	17	23	23	30	35	40	47		
		Torque	114	150	227	345	459	701	935	1434	2418	3599	4796		
		OHL	520	520	520	952	952	1288	1288	1840	2208	3352	4480		
88	20	SIZE	13	13	15	17	20	23	26	30	40	47			
		Torque	143	189	292	438	596	898	1236	1845	3110	4617			
		OHL	520	520	568	952	1248	1288	1288	1840	3440	4480			
70	25	SIZE	13	13	17	20	23	26	30	35	40				
		Torque	169	223	345	530	716	1114	1497	2279	3719				
		OHL	520	520	952	1248	1288	1288	1840	2208	3440				
58	30	SIZE	13	150	17	20	23	26	30	35	47				
		Torque	200	267	404	625	847	1312	1766	2662	4308				
		OHL	520	568	952	1248	1288	1288	1840	2208	4480				
44	40	SIZE	13	150	20	23	26	30	35	40					
		Torque	249	333	529	803	1087	1668	2241	3253					
		OHL	520	568	1248	1288	1288	1840	2208	3440					
35	50	SIZE	150	17	20	23	26	35	35	47					
		Torque	294	396	617	929	1262	1978	2637	3705					
		OHL	568	952	1248	1288	1288	2208	2208	4480					
29	60	SIZE	17	17	23	26	30	35	40	47					
		Torque	335	442	692	1074	1453	2192	2822	4143					
		OHL	952	952	1288	1288	1840	2208	3440	4480					

Torque = Actual output torque in lb. - in.
OHL = Maximum OHL capacity in lbs.

Features / Benefits

Specification / How to Order / Nomenclature

Selection Procedures / HP & S.F.

Ratings / Dimensions

Washdown E-Z Kleen

Washdown Ultra Kleen

Ultra Kleen Dimensions

SELECTION TABLES BY HORSE-POWER AND SERVICE FACTOR



Tigear-2 Selection Table 1.50 Reducer Service Factor

1750 RPM Input

Output RPM	Ratio		Motor Horsepower											
			0.25	0.33	0.50	0.75	1.00	1.50	2.00	3.00	5.00	7.50	10.00	15.00
350	5	SIZE	13	13	13	13	15	17	20	23	30	35	35	47
		Torque	42	55	83	125	167	249	335	504	853	1281	1709	2548
		OHL	433	433	433	433	473	700	700	887	887	1413	1413	3400
233	7.5	SIZE	13	13	13	15	17	20	23	26	30	35	40	47
		Torque	60	79	120	181	243	367	491	739	1242	1871	2485	3727
		OHL	433	433	433	473	793	1040	1013	1013	1027	1620	2187	3733
175	10	SIZE	13	13	13	15	17	20	23	26	35	40	47	
		Torque	80	105	160	241	320	483	648	979	1666	2486	3315	
		OHL	433	433	433	473	793	1040	1073	1073	1800	2427	3733	
117	15	SIZE	13	13	15	17	20	23	26	30	40	47		
		Torque	114	150	228	345	467	701	944	1434	2400	3597		
		OHL	433	433	473	793	1040	1073	1073	1533	2793	3733		
88	20	SIZE	13	13	17	20	23	26	30	35	40			
		Torque	143	189	292	447	599	927	1230	1875	3110			
		OHL	433	433	793	1040	1073	1073	1533	1840	2867			
70	25	SIZE	13	15	17	23	23	26	30	35	47			
		Torque	169	225	345	537	716	1114	1497	2279	3659			
		OHL	433	473	793	1073	1073	1073	1533	1840	3733			
58	30	SIZE	13	15	17	23	26	30	35	40	47			
		Torque	200	267	404	635	875	1324	1775	2619	4308			
		OHL	433	473	793	1073	1073	1533	1840	2867	3733			
44	40	SIZE	15	17	20	26	26	35	35	47				
		Torque	252	343	529	815	1087	1680	2241	3210				
		OHL	473	793	1040	1073	1073	1840	1840	3733				
35	50	SIZE	17	17	23	26	30	35	40	47				
		Torque	300	396	619	947	1293	1978	2511	3705				
		OHL	793	793	1073	1073	1533	1840	2867	3733				
29	60	SIZE	17	20	23	30	30	40	40					
		Torque	335	456	692	1090	1453	2117	2822					
		OHL	793	1040	1073	1533	1533	2867	2867					

Torque = Actual output torque in lb. - in.
OHL = Maximum OHL capacity in lbs.

Features / Benefits

Specification / How to Order / Nomenclature

Selection Procedures / HP & S.F.

Ratings / Dimensions

Washdown E-Z Kleen

Washdown Ultra Kleen

Ultra Kleen Dimensions

SELECTION TABLES BY HORSE-POWER AND SERVICE FACTOR



Tigear-2 Selection Table 2.00 Reducer Service Factor

1750 RPM Input

Output RPM	Ratio		Motor Horsepower												
			0.25	0.33	0.50	0.75	1.00	1.50	2.00	3.00	5.00	7.50	10.00	15.00	20.00
350	5	SIZE	13	13	13	15	17	20	23	26	30	35	40		
		Torque	42	55	83	125	166	251	336	508	853	1281	1704		
		OHL	325	325	325	355	525	690	665	665	665	1060	1430		
233	7.5	SIZE	13	13	13	17	17	23	23	30	35	40	47		
		Torque	60	79	120	182	243	368	491	745	1248	1863	2485		
		OHL	325	325	325	595	595	760	760	770	1215	1640	2800		
175	10	SIZE	13	13	15	17	20	23	26	30	35	47			
		Torque	80	105	160	240	322	486	653	990	1666	2487			
		OHL	325	325	355	595	780	805	805	860	1350	2800			
117	15	SIZE	13	15	17	20	23	26	30	35	40				
		Torque	114	151	230	350	468	708	956	1451	2400				
		OHL	325	355	595	780	805	805	1150	1380	2095				
88	20	SIZE	13	15	17	23	23	30	35	40	47				
		Torque	143	193	292	449	599	922	1250	1866	3078				
		OHL	325	355	595	805	805	1150	1380	2150	2800				
70	25	SIZE	15	17	20	23	26	30	35	40					
		Torque	170	227	354	537	743	1122	1519	2231					
		OHL	355	595	780	805	805	1150	1380	2150					
58	30	SIZE	15	17	23	26	26	35	35	47					
		Torque	202	267	424	656	875	1331	1775	2585					
		OHL	355	595	805	805	805	1380	1380	2800					
44	40	SIZE	17	20	23	26	30	35	40	47					
		Torque	260	349	536	815	1112	1680	2168	3210					
		OHL	595	780	805	805	1150	1380	2150	2800					
35	50	SIZE	17	23	26	30	35	40	47						
		Torque	300	409	631	970	1318	1884	2470						
		OHL	595	805	805	1150	1380	2150	2800						
29	60	SIZE	20	23	26	30	35	40	47						
		Torque	345	456	716	1090	1462	2117	2762						
		OHL	780	805	805	1150	1380	2150	2800						

Torque = Actual output torque in lb. - in.
OHL = Maximum OHL capacity in lbs.

Features / Benefits

Specification / How to Order / Nomenclature

Selection Procedures / HP & S.F.

Ratings / Dimensions

Washdown E-Z Kleen

Washdown Ultra Kleen

Ultra Kleen Dimensions



RATINGS/DIMENSIONS

Tigear-2 Reducers With Quill Input - Size 13

Ratio	Output RPM	Rating Data		Part Number 56C	Shaft Position
		1750 Input RPM			
5	350	Mechanical Input HP	1.32	13Q05L56	L
		Thermal Input HP	2.94	13Q05R56	R
		Output Torque (lb. in.)	219	13Q05LR56	LR
		Mechanical Output HP	1.22	13Q05H56	HOLLOW
		Output OHL (lbs.)	650	-	-
7.5	233	Mechanical Input HP	1.04	13Q07L56	L
		Thermal Input HP	2.27	13Q07R56	R
		Output Torque (lb. in.)	251	13Q07LR56	LR
		Mechanical Output HP	0.94	13Q07H56	HOLLOW
		Output OHL (lbs.)	650	-	-
10	175	Mechanical Input HP	0.85	13Q10L56	L
		Thermal Input HP	1.96	13Q10R56	R
		Output Torque (lb. in.)	270	13Q10LR56	LR
		Mechanical Output HP	0.75	13Q10H56	HOLLOW
		Output OHL (lbs.)	650	-	-
15	117	Mechanical Input HP	0.64	13Q15L56	L
		Thermal Input HP	1.38	13Q15R56	R
		Output Torque (lb. in.)	293	13Q15LR56	LR
		Mechanical Output HP	0.54	13Q15H56	HOLLOW
		Output OHL (lbs.)	650	-	-
20	88	Mechanical Input HP	0.53	13Q20L56	L
		Thermal Input HP	1.06	13Q20R56	R
		Output Torque (lb. in.)	304	13Q20LR56	LR
		Mechanical Output HP	0.42	13Q20H56	HOLLOW
		Output OHL (lbs.)	650	-	-
25	70	Mechanical Input HP	0.46	13Q25L56	L
		Thermal Input HP	0.86	13Q25R56	R
		Output Torque (lb. in.)	311	13Q25LR56	LR
		Mechanical Output HP	0.35	13Q25H56	HOLLOW
		Output OHL (lbs.)	650	-	-
30	58	Mechanical Input HP	0.39	13Q30L56	L
		Thermal Input HP	0.85	13Q30R56	R
		Output Torque (lb. in.)	314	13Q30LR56	LR
		Mechanical Output HP	0.29	13Q30H56	HOLLOW
		Output OHL (lbs.)	650	-	-
40	44	Mechanical Input HP	0.32	13Q40L56	L
		Thermal Input HP	0.70	13Q40R56	R
		Output Torque (lb. in.)	319	13Q40LR56	LR
		Mechanical Output HP	0.22	13Q40H56	HOLLOW
		Output OHL (lbs.)	650	-	-
50	35	Mechanical Input HP	0.27	13Q50L56	L
		Thermal Input HP	0.61	13Q50R56	R
		Output Torque (lb. in.)	313	13Q50LR56	LR
		Mechanical Output HP	0.17	13Q50H56	HOLLOW
		Output OHL (lbs.)	650	-	-
60	29	Mechanical Input HP	0.23	13Q60L56	L
		Thermal Input HP	0.54	13Q60R56	R
		Output Torque (lb. in.)	298	13Q60LR56	LR
		Mechanical Output HP	0.14	13Q60H56	HOLLOW
		Output OHL (lbs.)	650	-	-

Note: Reducers are shipped without a mounting base. Order bolt-on base kit **13BASE** if required.

FEATURES/BENEFITS PAGE 2	SPECIFICATION PAGE 8	HOW TO ORDER/NOMENCLATURE PAGE 9	WASHDOWN PRODUCT PAGE 80
-----------------------------	-------------------------	-------------------------------------	-----------------------------

Features / Benefits

Specification / How to Order / Nomenclature

Selection Procedures / HP & S.F.

Ratings / Dimensions

Washdown E-Z Klean

Washdown Ultra Klean

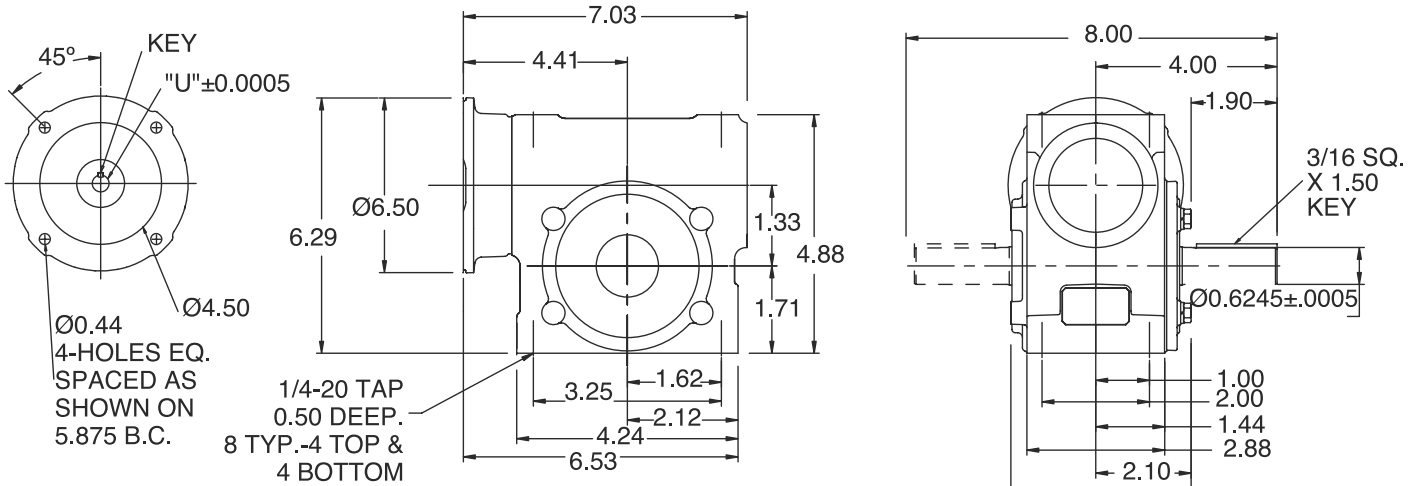
Ultra Klean Dimensions



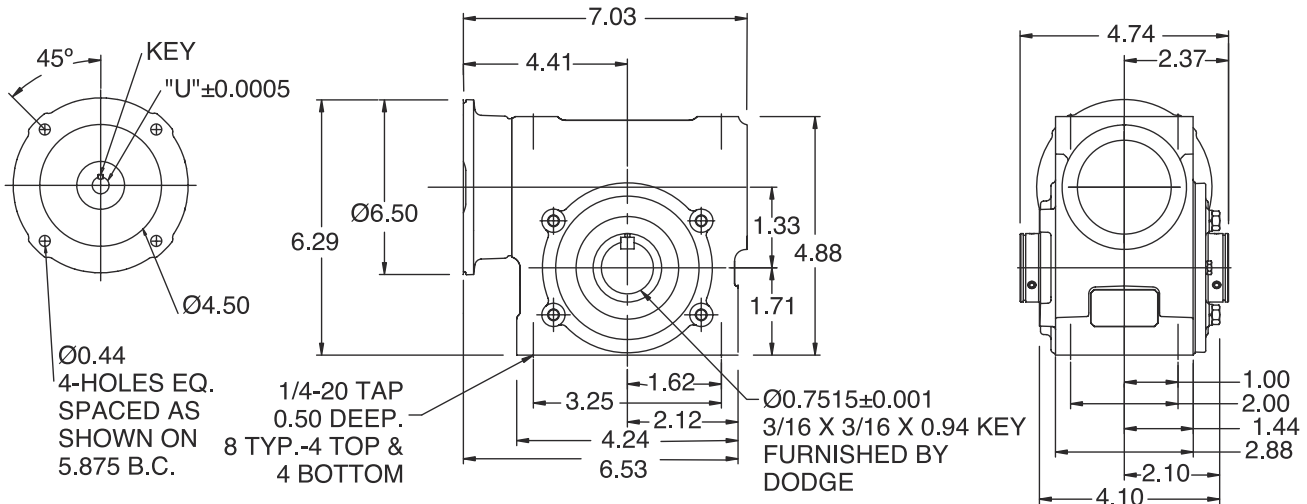
RATINGS/DIMENSIONS

Tigear-2 Reducers With Quill Input - Size 13

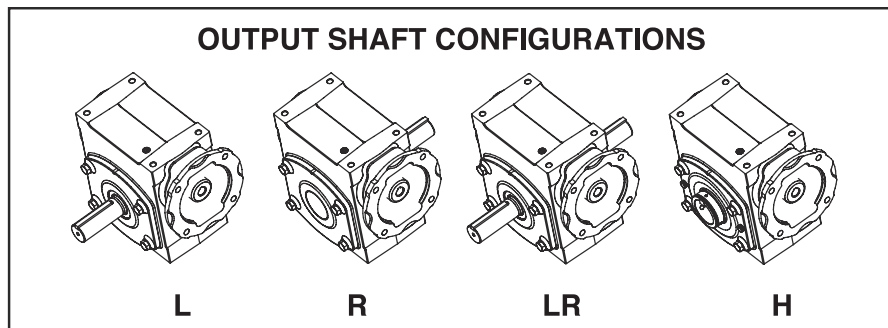
SOLID OUTPUT



HOLLOW OUTPUT



OUTPUT SHAFT CONFIGURATIONS





RATINGS/DIMENSIONS

Tigear-2 Reducers With Separate Input - Size 13

Ratio	Output RPM	Rating Data 1750 Input RPM		Separate Reducer	Shaft Position	Optional Motor Adapter Kit	
						56C	140TC
5	350	Mechanical Input HP	1.32	13S05L	L	1315MTR56	1315MTR14
		Thermal Input HP	2.94	13S05R	R		
		Output Torque (lb. in.)	219	13S05LR	LR		
		Mechanical Output HP	1.22	13S05H	HOLLOW		
		Output OHL (lbs.)	650	-	-		
7.5	233	Mechanical Input HP	1.04	13S07L	L	1315MTR56	1315MTR14
		Thermal Input HP	2.27	13S07R	R		
		Output Torque (lb. in.)	251	13S07LR	LR		
		Mechanical Output HP	0.94	13S07H	HOLLOW		
		Output OHL (lbs.)	650	-	-		
10	175	Mechanical Input HP	0.85	13S10L	L	1315MTR56	1315MTR14
		Thermal Input HP	1.96	13S10R	R		
		Output Torque (lb. in.)	270	13S10LR	LR		
		Mechanical Output HP	0.75	13S10H	HOLLOW		
		Output OHL (lbs.)	650	-	-		
15	117	Mechanical Input HP	0.64	13S15L	L	1315MTR56	-
		Thermal Input HP	1.38	13S15R	R		
		Output Torque (lb. in.)	293	13S15LR	LR		
		Mechanical Output HP	0.54	13S15H	HOLLOW		
		Output OHL (lbs.)	650	-	-		
20	88	Mechanical Input HP	0.53	13S20L	L	1315MTR56	-
		Thermal Input HP	1.06	13S20R	R		
		Output Torque (lb. in.)	304	13S20LR	LR		
		Mechanical Output HP	0.42	13S20H	HOLLOW		
		Output OHL (lbs.)	650	-	-		
25	70	Mechanical Input HP	0.46	13S25L	L	1315MTR56	-
		Thermal Input HP	0.86	13S25R	R		
		Output Torque (lb. in.)	311	13S25LR	LR		
		Mechanical Output HP	0.35	13S25H	HOLLOW		
		Output OHL (lbs.)	650	-	-		
30	58	Mechanical Input HP	0.39	13S30L	L	1315MTR56	-
		Thermal Input HP	0.85	13S30R	R		
		Output Torque (lb. in.)	314	13S30LR	LR		
		Mechanical Output HP	0.29	13S30H	HOLLOW		
		Output OHL (lbs.)	650	-	-		
40	44	Mechanical Input HP	0.32	13S40L	L	1315MTR56	-
		Thermal Input HP	0.70	13S40R	R		
		Output Torque (lb. in.)	319	13S40LR	LR		
		Mechanical Output HP	0.22	13S40H	HOLLOW		
		Output OHL (lbs.)	650	-	-		
50	35	Mechanical Input HP	0.27	13S50L	L	1315MTR56	-
		Thermal Input HP	0.61	13S50R	R		
		Output Torque (lb. in.)	313	13S50LR	LR		
		Mechanical Output HP	0.17	13S50H	HOLLOW		
		Output OHL (lbs.)	650	-	-		
60	29	Mechanical Input HP	0.23	13S60L	L	1315MTR56	-
		Thermal Input HP	0.54	13S60R	R		
		Output Torque (lb. in.)	298	13S60LR	LR		
		Mechanical Output HP	0.14	13S60H	HOLLOW		
		Output OHL (lbs.)	650	-	-		
All Ratios		Input OHL (lbs.)	120	One diameter from seal surface			-

Note: Tigear-2 separate reducers cannot be used with the old adaptable Tigear motor adapter kits.

FEATURES/BENEFITS PAGE 2	SPECIFICATION PAGE 8	HOW TO ORDER/NOMENCLATURE PAGE 9	WASHDOWN PRODUCT PAGE 80
-----------------------------	-------------------------	-------------------------------------	-----------------------------

Features / Benefits

Specification / How to Order / Nomenclature

Selection Procedures / HP & S.F.

Ratings / Dimensions

Washdown E-Z Klean

Washdown Ultra Klean

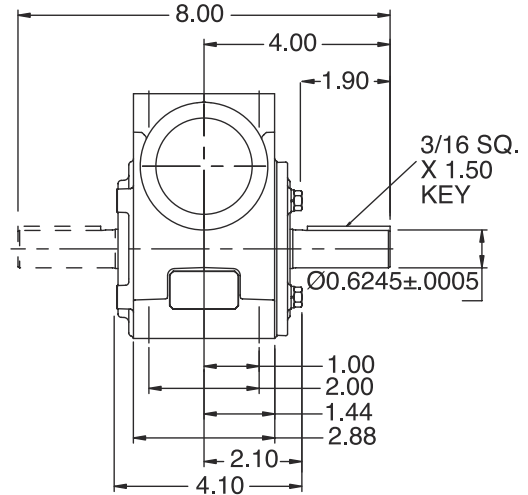
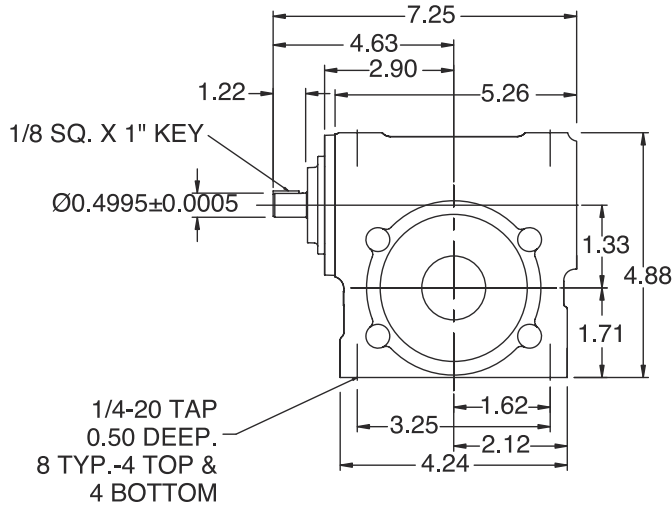
Ultra Klean Dimensions



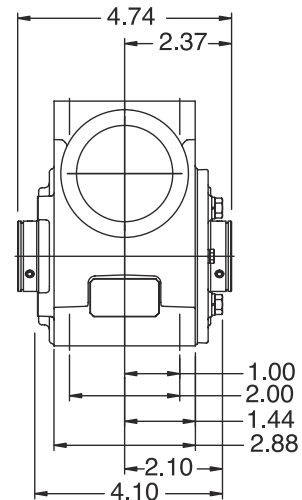
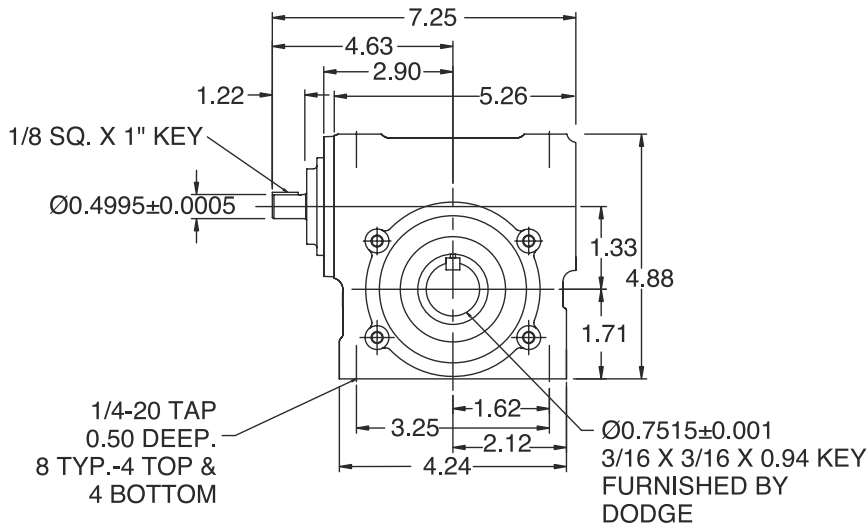
RATINGS/DIMENSIONS

Tigear-2 Reducers With Separate Input - Size 13

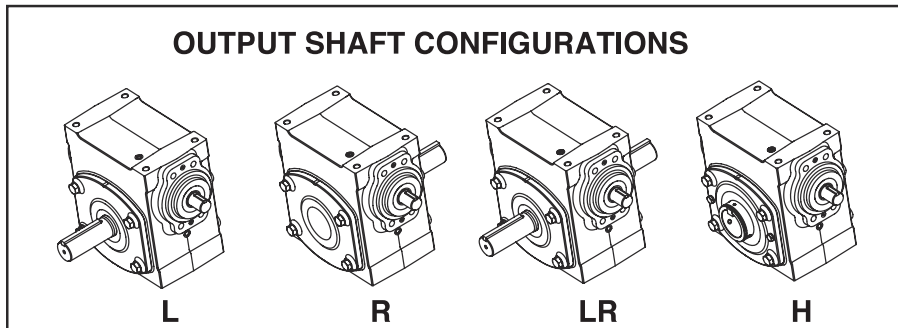
SOLID OUTPUT



HOLLOW OUTPUT



OUTPUT SHAFT CONFIGURATIONS





RATINGS/DIMENSIONS

Tigear-2 Reducers With 3-Piece Coupled Input - Size 13

3-piece coupled units include a separate reducer, 3-piece coupling and motor adapter housing assembled together. These assemblies are normally "made to order" with a 5 day standard lead time.

Ratio	Output RPM	Rating Data 1750 Input RPM		Part Number		Shaft Position
				56C	140TC	
5	350	Mechanical Input HP	1.32	13A05L56	13A05L14	L
		Thermal Input HP	2.94	13A05R56	13A05RL14	R
		Output Torque (lb. in.)	219	13A05LR56	13A05LR14	LR
		Mechanical Output HP	1.22	13A05H56	13A05H14	HOLLOW
		Output OHL (lbs.)	650	-	-	-
7.5	233	Mechanical Input HP	1.04	13A07L56	13A07L14	L
		Thermal Input HP	2.27	13A07R56	13A07RL14	R
		Output Torque (lb. in.)	251	13A07LR56	13A07LR14	LR
		Mechanical Output HP	0.94	13A07H56	13A07H14	HOLLOW
		Output OHL (lbs.)	650	-	-	-
10	175	Mechanical Input HP	0.85	13A10L56	13A10L14	L
		Thermal Input HP	1.96	13A10R56	13A10RL14	R
		Output Torque (lb. in.)	270	13A10LR56	13A10LR14	LR
		Mechanical Output HP	0.75	13A10H56	13A10H14	HOLLOW
		Output OHL (lbs.)	650	-	-	-
15	117	Mechanical Input HP	0.64	13A15L56	-	L
		Thermal Input HP	1.38	13A15R56	-	R
		Output Torque (lb. in.)	293	13A15LR56	-	LR
		Mechanical Output HP	0.54	13A15H56	-	HOLLOW
		Output OHL (lbs.)	650	-	-	-
20	88	Mechanical Input HP	0.53	13A20L56	-	L
		Thermal Input HP	1.06	13A20R56	-	R
		Output Torque (lb. in.)	304	13A20LR56	-	LR
		Mechanical Output HP	0.42	13A20H56	-	HOLLOW
		Output OHL (lbs.)	650	-	-	-
25	70	Mechanical Input HP	0.46	13A25L56	-	L
		Thermal Input HP	0.86	13A25R56	-	R
		Output Torque (lb. in.)	311	13A25LR56	-	LR
		Mechanical Output HP	0.35	13A25H56	-	HOLLOW
		Output OH (lbs.)	650	-	-	-
30	58	Mechanical Input HP	0.39	13A30L56	-	L
		Thermal Input HP	0.85	13A30R56	-	R
		Output Torque (lb. in.)	314	13A30LR56	-	LR
		Mechanical Output HP	0.29	13A30H56	-	HOLLOW
		Output OHL (lbs.)	650	-	-	-
40	44	Mechanical Input HP	0.32	13A40L56	-	L
		Thermal Input HP	0.70	13A40R56	-	R
		Output Torque (lb. in.)	319	13A40LR56	-	LR
		Mechanical Output HP	0.22	13A40H56	-	HOLLOW
		Output OHL (lbs.)	650	-	-	-
50	35	Mechanical Input HP	0.27	13A50L56	-	L
		Thermal Input HP	0.61	13A50R56	-	R
		Output Torque (lb. in.)	313	13A50LR56	-	LR
		Mechanical Output HP	0.17	13A50H56	-	HOLLOW
		Output OHL (lbs.)	650	-	-	-
60	29	Mechanical Input HP	0.23	13A60L56	-	L
		Thermal Input HP	0.54	13A60R56	-	R
		Output Torque (lb. in.)	298	13A60LR56	-	LR
		Mechanical Output HP	0.14	13A60H56	-	HOLLOW
		Output OHL (lbs.)	650	-	-	-

Note: Reducers are shipped without a mounting base. Order bolt-on base kit **13BASE** if required.

FEATURES/BENEFITS PAGE 2	SPECIFICATION PAGE 8	HOW TO ORDER/NOMENCLATURE PAGE 9	WASHDOWN PRODUCT PAGE 80
-----------------------------	-------------------------	-------------------------------------	-----------------------------

Features / Benefits

Specification / How to Order / Nomenclature

Selection Procedures / HP & S.F.

Ratings / Dimensions

Washdown E-Z Klean

Washdown Ultra Klean

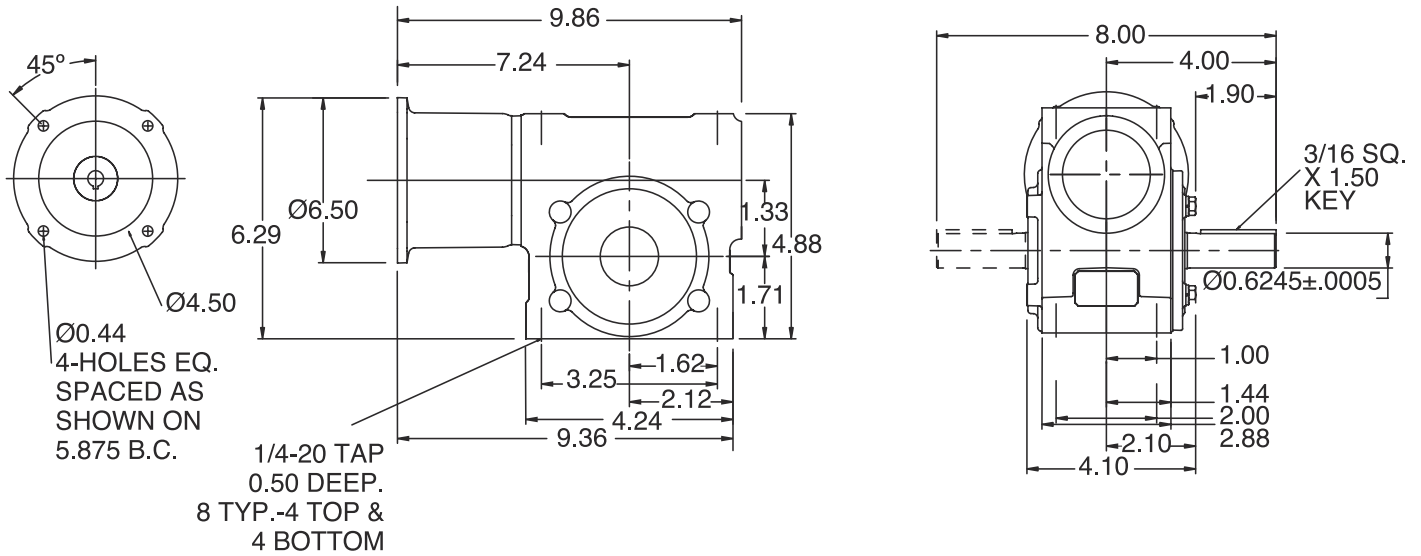
Ultra Klean Dimensions



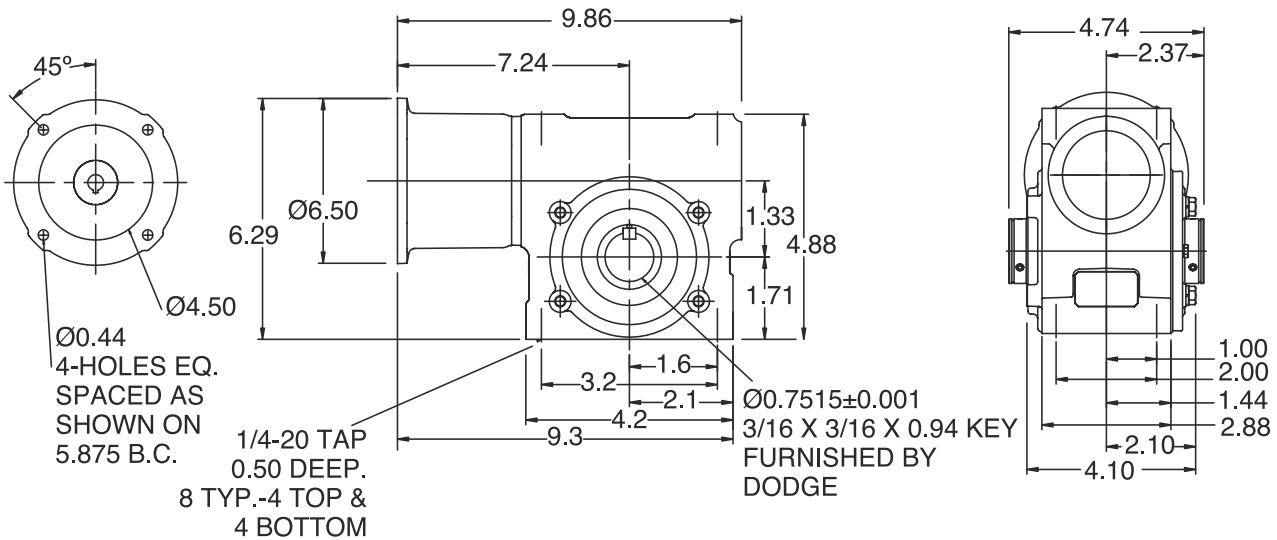
RATINGS/DIMENSIONS

Tigear-2 Reducers With 3-Piece Coupled Input - Size 13

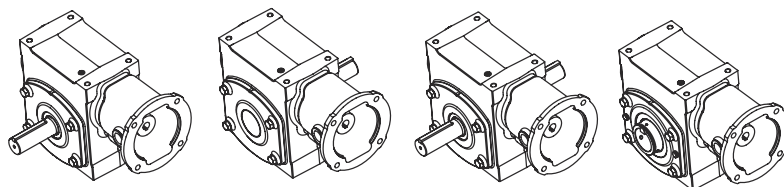
SOLID OUTPUT



HOLLOW OUTPUT



OUTPUT SHAFT CONFIGURATIONS



L

R

LR

H



RATINGS/DIMENSIONS

Tigear-2 Reducers With Quill Input - Size 15

Ratio	Output RPM	Rating Data		Part Number 56C	Shaft Position
		1750 Input RPM			
5	350	Mechanical Input HP	1.75	15Q05L56	L
		Thermal Input HP	3.34	15Q05R56	R
		Output Torque (lb. in.)	293	15Q05LR56	LR
		Mechanical Output HP	1.63	15Q05H56	HOLLOW
		Output OHL (lbs.)	710	-	-
7.5	233	Mechanical Input HP	1.40	15Q07L56	L
		Thermal Input HP	2.55	15Q07R56	R
		Output Torque (lb. in.)	337	15Q07LR56	LR
		Mechanical Output HP	1.26	15Q07H56	HOLLOW
		Output OHL (lbs.)	710	-	-
10	175	Mechanical Input HP	1.13	15Q10L56	L
		Thermal Input HP	2.22	15Q10R56	R
		Output Torque (lb. in.)	361	15Q10LR56	LR
		Mechanical Output HP	1.00	15Q10H56	HOLLOW
		Output OHL (lbs.)	710	-	-
15	117	Mechanical Input HP	0.86	15Q15L56	L
		Thermal Input HP	1.58	15Q15R56	R
		Output Torque (lb. in.)	392	15Q15LR56	LR
		Mechanical Output HP	0.73	15Q15H56	HOLLOW
		Output OHL (lbs.)	710	-	-
20	88	Mechanical Input HP	0.70	15Q20L56	L
		Thermal Input HP	1.26	15Q20R56	R
		Output Torque (lb. in.)	407	15Q20LR56	LR
		Mechanical Output HP	0.56	15Q20H56	HOLLOW
		Output OHL (lbs.)	710	-	-
25	70	Mechanical Input HP	0.60	15Q25L56	L
		Thermal Input HP	0.99	15Q25R56	R
		Output Torque (lb. in.)	410	15Q25LR56	LR
		Mechanical Output HP	0.46	15Q25H56	HOLLOW
		Output OHL (lbs.)	710	-	-
30	58	Mechanical Input HP	0.51	15Q30L56	L
		Thermal Input HP	0.96	15Q30R56	R
		Output Torque (lb. in.)	413	15Q30LR56	LR
		Mechanical Output HP	0.38	15Q30H56	HOLLOW
		Output OHL (lbs.)	710	-	-
40	44	Mechanical Input HP	0.41	15Q40L56	L
		Thermal Input HP	0.80	15Q40R56	R
		Output Torque (lb. in.)	417	15Q40LR56	LR
		Mechanical Output HP	0.29	15Q40H56	HOLLOW
		Output OHL (lbs.)	710	-	-
50	35	Mechanical Input HP	0.34	15Q50L56	L
		Thermal Input HP	0.70	15Q50R56	R
		Output Torque (lb. in.)	402	15Q50LR56	LR
		Mechanical Output HP	0.22	15Q50H56	HOLLOW
		Output OHL (lbs.)	710	-	-
60	29	Mechanical Input HP	0.29	15Q60L56	L
		Thermal Input HP	0.62	15Q60R56	R
		Output Torque (lb. in.)	381	15Q60LR56	LR
		Mechanical Output HP	0.18	15Q60H56	HOLLOW
		Output OHL (lbs.)	710	-	-

Note: Reducers are shipped without a mounting base. Order bolt-on base kit 15BASE if required.

FEATURES/BENEFITS PAGE 2	SPECIFICATION PAGE 8	HOW TO ORDER/NOMENCLATURE PAGE 9	WASHDOWN PRODUCT PAGE 80
-----------------------------	-------------------------	-------------------------------------	-----------------------------

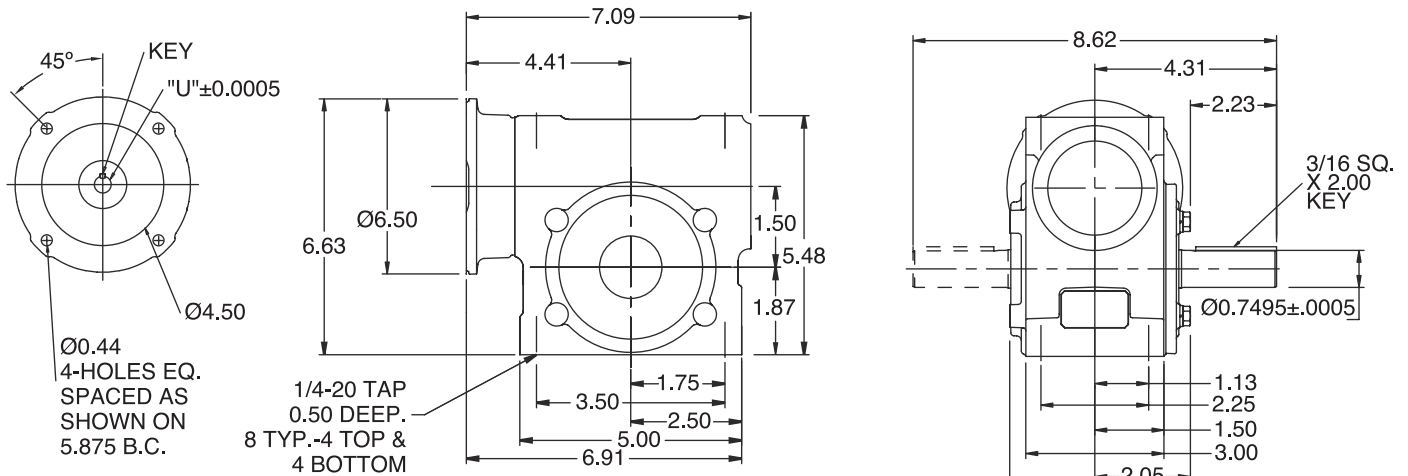
Features / Benefits
 Specification / How to Order / Nomenclature
 Selection Procedures / HP & S.F.
 Ratings / Dimensions
 Washdown E-Z Klean
 Washdown Ultra Klean
 Ultra Klean Dimensions



RATINGS/DIMENSIONS

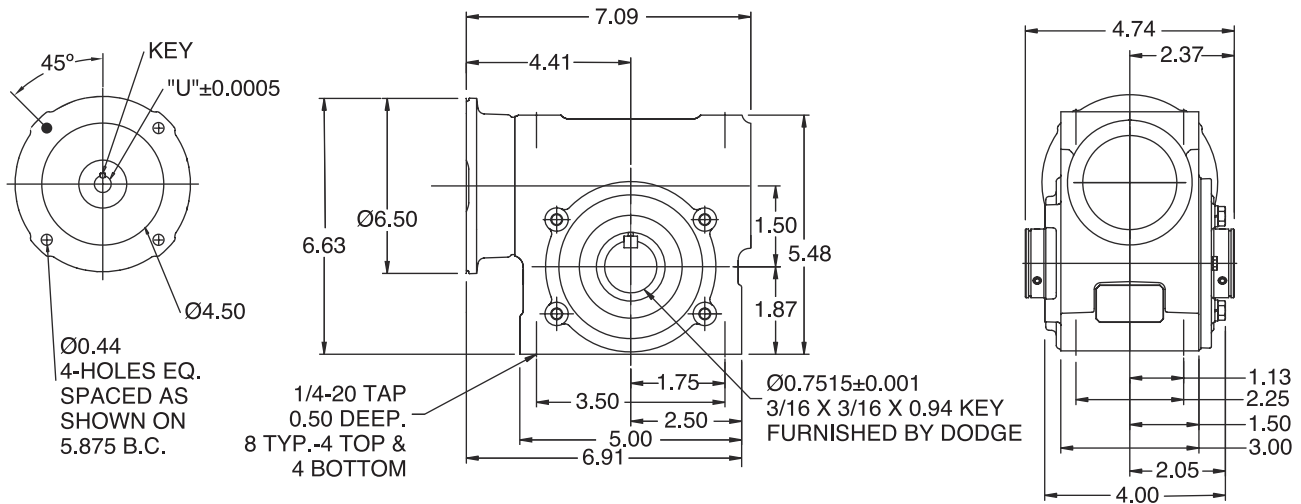
Tigear-2 Reducers With Quill Input - Size 15

SOLID OUTPUT

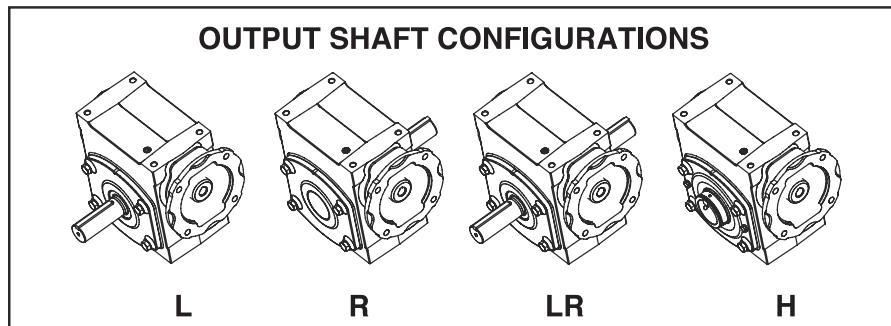


MOTOR FRAME	"U"	KEY
48Y 56C	Ø0.626	3/16 SQ. X 1.72 KEY

HOLLOW OUTPUT



OUTPUT SHAFT CONFIGURATIONS





RATINGS/DIMENSIONS

Tigear-2 Reducers With Separate Input - Size 15

Ratio	Output RPM	Rating Data 1750 Input RPM		Separate Reducer	Shaft Position	Optional Motor Adapter Kit	
						56C	140TC
5	350	Mechanical Input HP	1.75	15S05L	L	1315MTR56	1315MTR14
		Thermal Input HP	3.34	15S05R	R		
		Output Torque (lb. in.)	293	15S05LR	LR		
		Mechanical Output HP	1.63	15S05H	HOLLOW		
		Output OHL (lbs.)	710	-	-		
7.5	233	Mechanical Input HP	1.40	15S07L	L	1315MTR56	1315MTR14
		Thermal Input HP	2.55	15S07R	R		
		Output Torque (lb. in.)	337	15S07LR	LR		
		Mechanical Output HP	1.26	15S07H	HOLLOW		
		Output OHL (lbs.)	710	-	-		
10	175	Mechanical Input HP	1.13	15S10L	L	1315MTR56	1315MTR14
		Thermal Input HP	2.22	15S10R	R		
		Output Torque (lb. in.)	361	15S10LR	LR		
		Mechanical Output HP	1.00	15S10H	HOLLOW		
		Output OHL (lbs.)	710	-	-		
15	117	Mechanical Input HP	0.86	15S15L	L	1315MTR56	-
		Thermal Input HP	1.58	15S15R	R		
		Output Torque (lb. in.)	392	15S15LR	LR		
		Mechanical Output HP	0.73	15S15H	HOLLOW		
		Output OHL (lbs.)	710	-	-		
20	88	Mechanical Input HP	0.70	15S20L	L	1315MTR56	-
		Thermal Input HP	1.26	15S20R	R		
		Output Torque (lb. in.)	407	15S20LR	LR		
		Mechanical Output HP	0.56	15S20H	HOLLOW		
		Output OHL (lbs.)	710	-	-		
25	70	Mechanical Input HP	0.60	15S25L	L	1315MTR56	-
		Thermal Input HP	0.99	15S25R	R		
		Output Torque (lb. in.)	410	15S25LR	LR		
		Mechanical Output HP	0.46	15S25H	HOLLOW		
		Output OHL (lbs.)	710	-	-		
30	58	Mechanical Input HP	0.51	15S30L	L	1315MTR56	-
		Thermal Input HP	0.96	15S30R	R		
		Output Torque (lb. in.)	413	15S30LR	LR		
		Mechanical Output HP	0.38	15S30H	HOLLOW		
		Output OHL (lbs.)	710	-	-		
40	44	Mechanical Input HP	0.41	15S40L	L	1315MTR56	-
		Thermal Input HP	0.80	15S40R	R		
		Output Torque (lb. in.)	417	15S40LR	LR		
		Mechanical Output HP	0.29	15S40H	HOLLOW		
		Output OHL (lbs.)	710	-	-		
50	35	Mechanical Input HP	0.34	15S50L	L	1315MTR56	-
		Thermal Input HP	0.70	15S50R	R		
		Output Torque (lb. in.)	402	15S50LR	LR		
		Mechanical Output HP	0.22	15S50H	HOLLOW		
		Output OHL (lbs.)	710	-	-		
60	29	Mechanical Input HP	0.29	15S60L	L	1315MTR56	-
		Thermal Input HP	0.62	15S60R	R		
		Output Torque (lb. in.)	381	15S60LR	LR		
		Mechanical Output HP	0.18	15S60H	HOLLOW		
		Output OHL (lbs.)	710	-	-		
All Ratios		Input OHL (lbs.)	140	One diameter from seal surface			-

Note: Tigear-2 separate reducers cannot be used with the old adaptable Tigear motor adapter kits.

FEATURES/BENEFITS PAGE 2	SPECIFICATION PAGE 8	HOW TO ORDER/NOMENCLATURE PAGE 9	WASHDOWN PRODUCT PAGE 80
-----------------------------	-------------------------	-------------------------------------	-----------------------------

Features / Benefits

Specification / How to Order / Nomenclature

Selection Procedures / HP & S.F.

Ratings / Dimensions

Washdown E-Z Klean

Washdown Ultra Klean

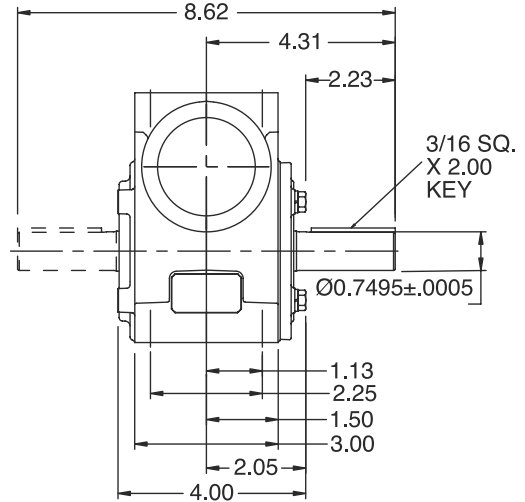
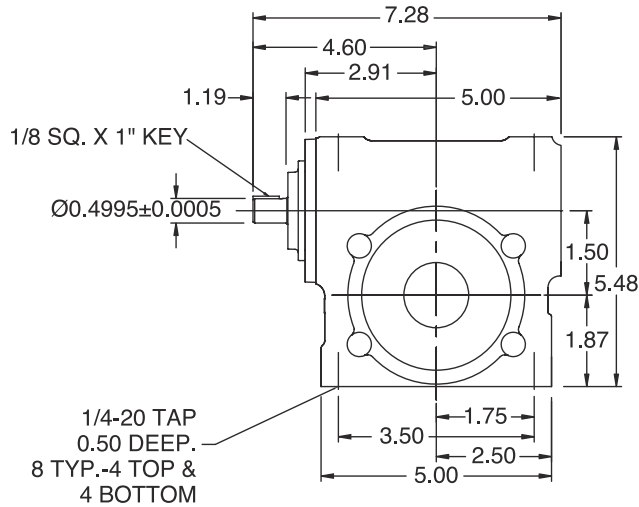
Ultra Klean Dimensions



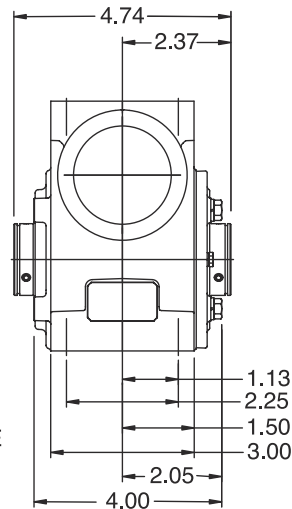
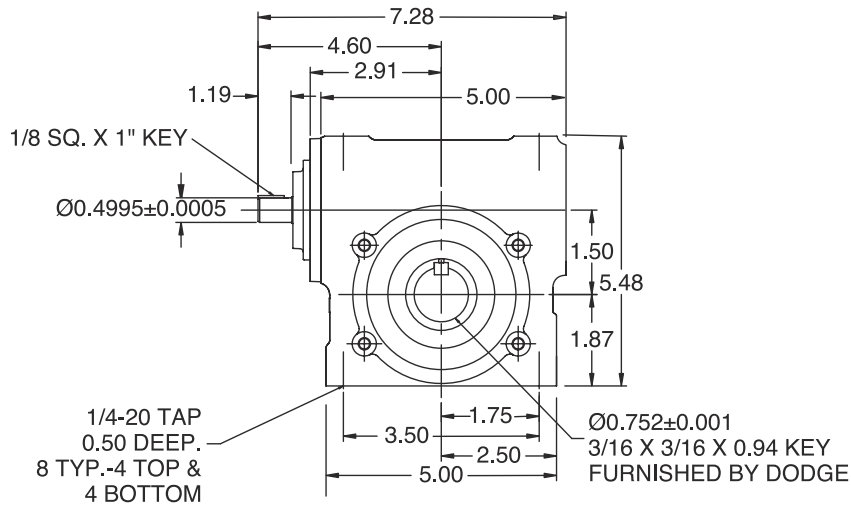
RATINGS/DIMENSIONS

Tigear-2 Reducers With Separate Input - Size 15

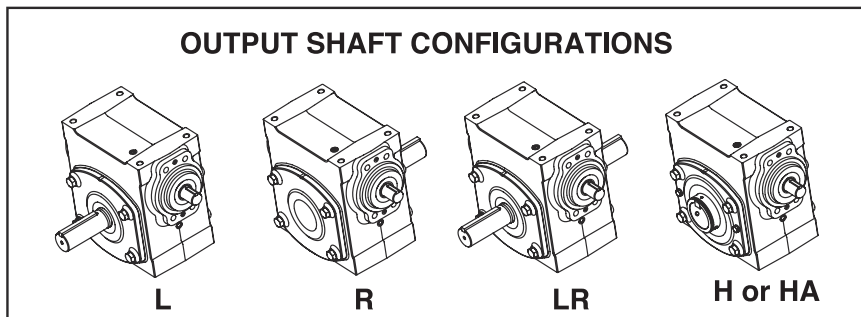
SOLID OUTPUT



HOLLOW OUTPUT



OUTPUT SHAFT CONFIGURATIONS





RATINGS/DIMENSIONS

Tigear-2 Reducers With 3-Piece Coupled Input - Size 15

3-piece coupled units include a separate reducer, 3-piece coupling and motor adapter housing assembled together. These assemblies are normally "made to order" with a 5 day standard lead time.

Ratio	Output RPM	Rating Data 1750 Input RPM		Part Number		Position Shaft
				56C	140TC	
5	350	Mechanical Input HP	1.75	15A05L56	15A05L14	L
		Thermal Input HP	3.34	15A05R56	15A05R14	R
		Output Torque (lb. in.)	293	15A05LR56	15A05LR14	LR
		Mechanical Output HP	1.63	15A05H56	15A05H14	HOLLOW
		Output OHL (lbs.)	710	-	-	-
7.5	233	Mechanical Input HP	1.40	15A07L56	15A07L14	L
		Thermal Input HP	2.55	15A07R56	15A07R14	R
		Output Torque (lb. in.)	337	15A07LR56	15A07LR14	LR
		Mechanical Output HP	1.26	15A07H56	15A07H14	HOLLOW
		Output OHL (lbs.)	710	-	-	-
10	175	Mechanical Input HP	1.13	15A10L56	15A10L14	L
		Thermal Input HP	2.22	15A10R56	15A10R14	R
		Output Torque (lb. in.)	361	15A10LR56	15A10LR14	LR
		Mechanical Output HP	1.00	15A10H56	15A10H14	HOLLOW
		Output OHL (lbs.)	710	-	-	-
15	117	Mechanical Input HP	0.86	15A15L56	-	L
		Thermal Input HP	1.58	15A15R56	-	R
		Output Torque (lb. in.)	392	15A15LR56	-	LR
		Mechanical Output HP	0.73	15A15H56	-	HOLLOW
		Output OHL (lbs.)	710	-	-	-
20	88	Mechanical Input HP	0.70	15A20L56	-	L
		Thermal Input HP	1.26	15A20R56	-	R
		Output Torque (lb. in.)	407	15A20LR56	-	LR
		Mechanical Output HP	0.56	15A20H56	-	HOLLOW
		Output OHL (lbs.)	710	-	-	-
25	70	Mechanical Input HP	0.60	15A25L56	-	L
		Thermal Input HP	0.99	15A25R56	-	R
		Output Torque (lb. in.)	410	15A25LR56	-	LR
		Mechanical Output HP	0.46	15A25H56	-	HOLLOW
		Output OHL (lbs.)	710	-	-	-
30	58	Mechanical Input HP	0.51	15A30L56	-	L
		Thermal Input HP	0.96	15A30R56	-	R
		Output Torque (lb. in.)	413	15A30LR56	-	LR
		Mechanical Output HP	0.38	15A30H56	-	HOLLOW
		Output OHL (lbs.)	710	-	-	-
40	44	Mechanical Input HP	0.41	15A40L56	-	L
		Thermal Input HP	0.80	15A40R56	-	R
		Output Torque (lb. in.)	417	15A40LR56	-	LR
		Mechanical Output HP	0.29	15A40H56	-	HOLLOW
		Output OHL (lbs.)	710	-	-	-
50	35	Mechanical Input HP	0.34	15A50L56	-	L
		Thermal Input HP	0.70	15A50R56	-	R
		Output Torque (lb. in.)	402	15A50LR56	-	LR
		Mechanical Output HP	0.22	15A50H56	-	HOLLOW
		Output OHL (lbs.)	710	-	-	-
60	29	Mechanical Input HP	0.29	15A60L56	-	L
		Thermal Input HP	0.62	15A60R56	-	R
		Output Torque (lb. in.)	381	15A60LR56	-	LR
		Mechanical Output HP	0.18	15A60H56	-	HOLLOW
		Output OHL (lbs.)	710	-	-	-

Note: Reducers are shipped without a mounting base. Order bolt-on base kit 15BASE if required.

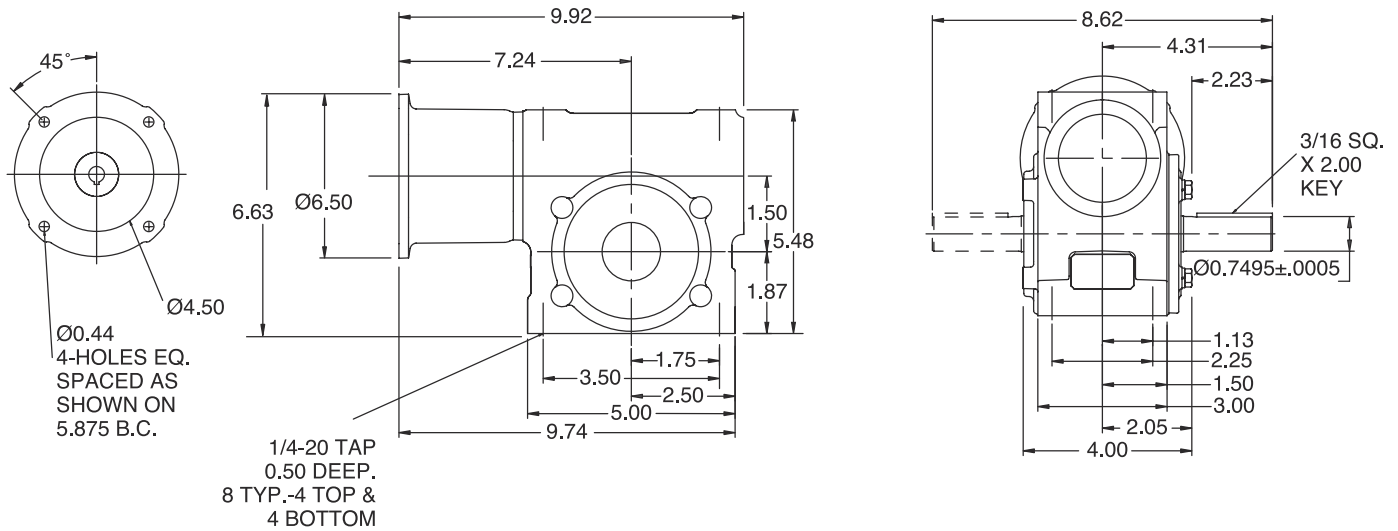
FEATURES/BENEFITS PAGE 2	SPECIFICATION PAGE 8	HOW TO ORDER/NOMENCLATURE PAGE 9	WASHDOWN PRODUCT PAGE 80
-----------------------------	-------------------------	-------------------------------------	-----------------------------



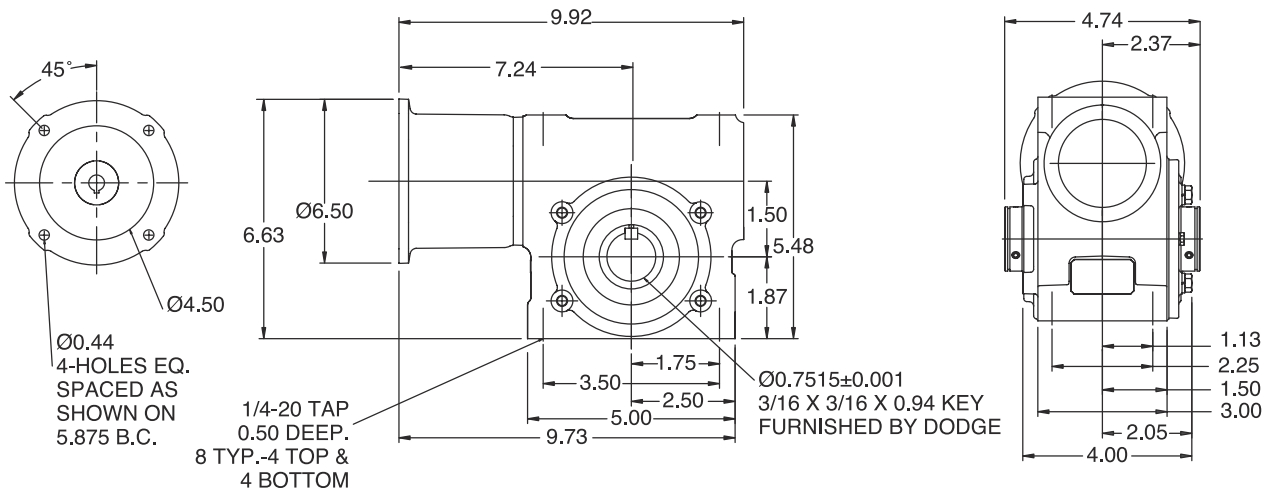
RATINGS/DIMENSIONS

Tigear-2 Reducers With 3-Piece Coupled Input - Size 15

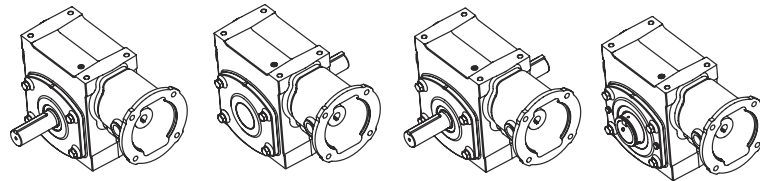
SOLID OUTPUT



HOLLOW OUTPUT



OUTPUT SHAFT CONFIGURATIONS



L

R

LR

H



RATINGS/DIMENSIONS

Tigear-2 Reducers With Quill Input - Size 17

Ratio	Output RPM	Rating Data 1750 Input RPM		Part Number		Shaft Position
				56C	140TC	
5	350	Mechanical Input HP	2.59	17Q05L56	17Q05L14	L
		Thermal Input HP	3.97	17Q05R56	17Q05R14	R
		Output Torque (lb. in.)	430	17Q05LR56	17Q05LR14	LR
		Mechanical Output HP	2.39	17Q05H56	17Q05H14	HOLLOW
		Output OHL (lbs.)	1050	-	-	-
7.5	233	Mechanical Input HP	2.06	17Q07L56	17Q07L14	L
		Thermal Input HP	3.42	17Q07R56	17Q07R14	R
		Output Torque (lb. in.)	500	17Q07LR56	17Q07LR14	LR
		Mechanical Output HP	1.88	17Q07H56	17Q07H14	HOLLOW
		Output OHL (lbs.)	1190	-	-	-
10	175	Mechanical Input HP	1.67	17Q10L56	17Q10L14	L
		Thermal Input HP	2.76	17Q10R56	17Q10R14	R
		Output Torque (lb. in.)	534	17Q10LR56	17Q10LR14	LR
		Mechanical Output HP	1.48	17Q10H56	17Q10H14	HOLLOW
		Output OHL (lbs.)	1190	-	-	-
15	117	Mechanical Input HP	1.27	17Q15L56	17Q15L14	L
		Thermal Input HP	2.01	17Q15R56	17Q15R14	R
		Output Torque (lb. in.)	583	17Q15LR56	17Q15LR14	LR
		Mechanical Output HP	1.08	17Q15H56	17Q15H14	HOLLOW
		Output OHL (lbs.)	1190	-	-	-
20	88	Mechanical Input HP	1.03	17Q20L56	17Q20L14	L
		Thermal Input HP	1.58	17Q20R56	17Q20R14	R
		Output Torque (lb. in.)	602	17Q20LR56	17Q20LR14	LR
		Mechanical Output HP	0.84	17Q20H56	17Q20H14	HOLLOW
		Output OHL (lbs.)	1190	-	-	-
25	70	Mechanical Input HP	0.88	17Q25L56	-	L
		Thermal Input HP	1.28	17Q25R56	-	R
		Output Torque (lb. in.)	609	17Q25LR56	-	LR
		Mechanical Output HP	0.68	17Q25H56	-	HOLLOW
		Output OHL (lbs.)	1190	-	-	-
30	58	Mechanical Input HP	0.76	17Q30L56	-	L
		Thermal Input HP	1.20	17Q30R56	-	R
		Output Torque (lb. in.)	615	17Q30LR56	-	LR
		Mechanical Output HP	0.57	17Q30H56	-	HOLLOW
		Output OHL (lbs.)	1190	-	-	-
40	44	Mechanical Input HP	0.60	17Q40L56	-	L
		Thermal Input HP	1.09	17Q40R56	-	R
		Output Torque (lb. in.)	627	17Q40LR56	-	LR
		Mechanical Output HP	0.43	17Q40H56	-	HOLLOW
		Output OHL (lbs.)	1190	-	-	-
50	35	Mechanical Input HP	0.51	17Q50L56	-	L
		Thermal Input HP	0.90	17Q50R56	-	R
		Output Torque (lb. in.)	608	17Q50LR56	-	LR
		Mechanical Output HP	0.34	17Q50H56	-	HOLLOW
		Output OHL (lbs.)	1190	-	-	-
60	29	Mechanical Input HP	0.43	17Q60L56	-	L
		Thermal Input HP	0.80	17Q60R56	-	R
		Output Torque (lb. in.)	576	17Q60LR56	-	LR
		Mechanical Output HP	0.27	17Q60H56	-	HOLLOW
		Output OHL (lbs.)	1190	-	-	-

Note: Reducers are shipped without a mounting base. Order bolt-on base kit 17BASE if required.

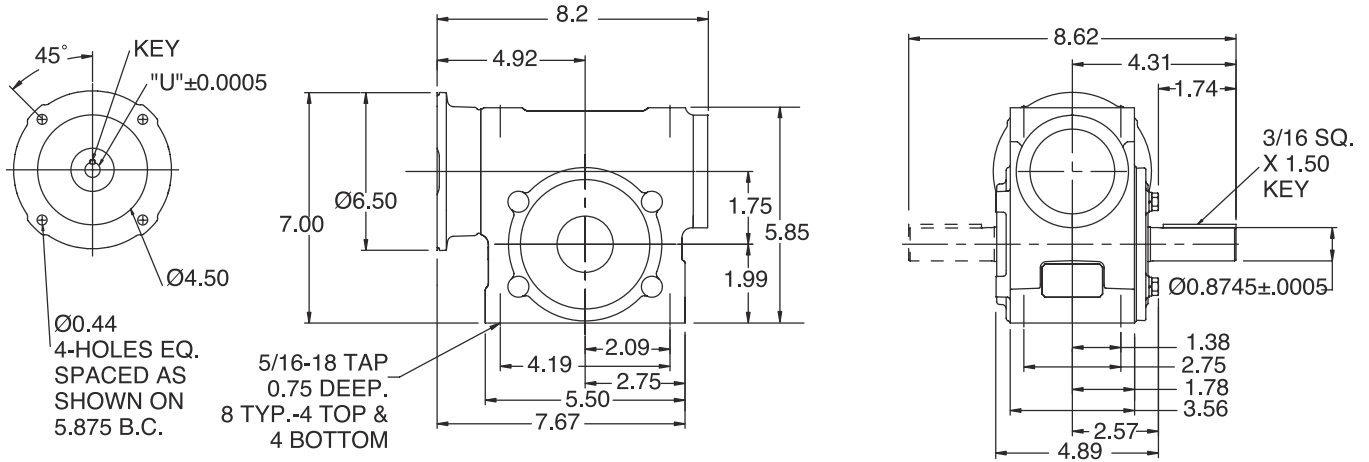
FEATURES/BENEFITS PAGE 2	SPECIFICATION PAGE 8	HOW TO ORDER/NOMENCLATURE PAGE 9	WASHDOWN PRODUCT PAGE 80
-----------------------------	-------------------------	-------------------------------------	-----------------------------



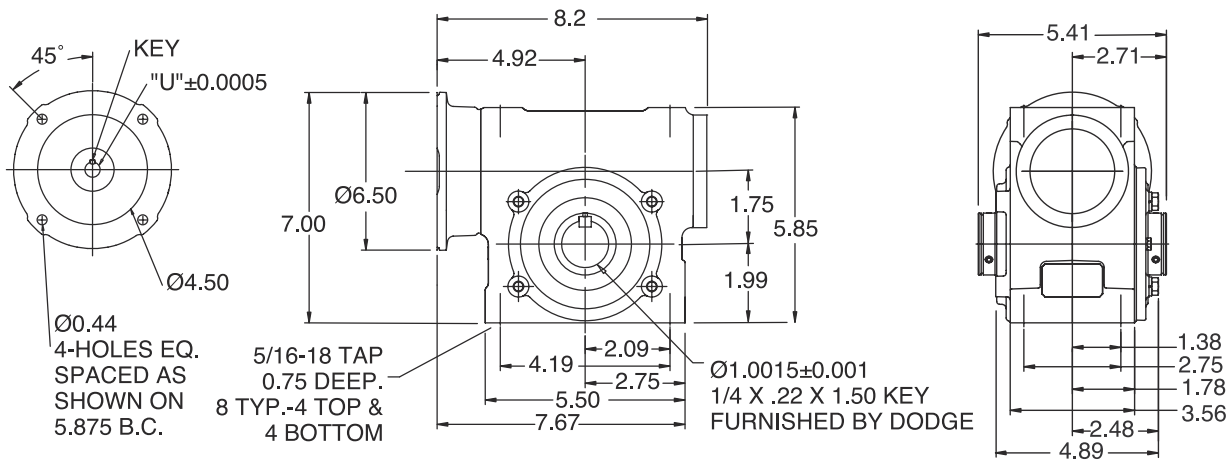
RATINGS/DIMENSIONS

Tigear-2 Reducers With Quill Input - Size 17

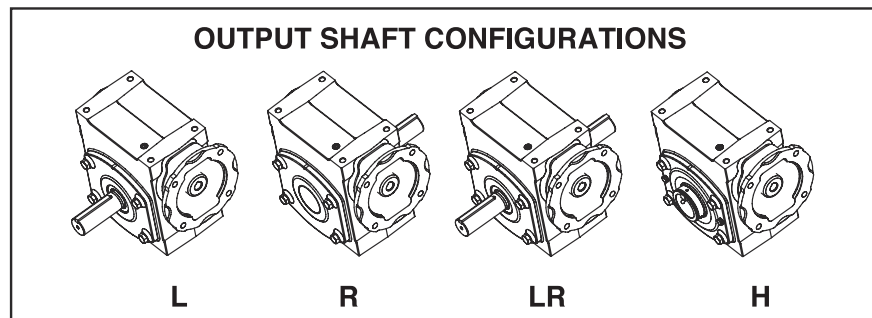
SOLID OUTPUT



HOLLOW OUTPUT



MOTOR FRAME	"U"	KEY
48Y 56C	.626	3/16 SQ. x 1.50 KEY
140TC 160ATC	.876	3/16 SQ x 1.50 KEY





RATINGS/DIMENSIONS

Tigear-2 Reducers With Separate Input - Size 17

Ratio	Output RPM	Rating Data 1750 Input RPM		Separate Reducer	Shaft Position	Optional Motor Adapter Kit	
						56C	140TC
5	350	Mechanical Input HP	2.59	17S05L	L	1720MTR56	1720MTR14
		Thermal Input HP	3.97	17S05R	R		
		Output Torque (lb. in.)	430	17S05LR	LR		
		Mechanical Output HP	2.39	17S05H	HOLLOW		
		Output OHL (lbs.)	1050	-	-		
7.5	233	Mechanical Input HP	2.06	17S07L	L	1720MTR56	1720MTR14
		Thermal Input HP	3.42	17S07R	R		
		Output Torque (lb. in.)	500	17S07LR	LR		
		Mechanical Output HP	1.88	17S07H	HOLLOW		
		Output OHL (lbs.)	1190	-	-		
10	175	Mechanical Input HP	1.67	17S10L	L	1720MTR56	1720MTR14
		Thermal Input HP	2.76	17S10R	R		
		Output Torque (lb. in.)	534	17S10LR	LR		
		Mechanical Output HP	1.48	17S10H	HOLLOW		
		Output OHL (lbs.)	1190	-	-		
15	117	Mechanical Input HP	1.27	17S15L	L	1720MTR56	1720MTR14
		Thermal Input HP	2.01	17S15R	R		
		Output Torque (lb. in.)	583	17S15LR	LR		
		Mechanical Output HP	1.08	17S15H	HOLLOW		
		Output OHL (lbs.)	1190	-	-		
20	88	Mechanical Input HP	1.03	17S20L	L	1720MTR56	1720MTR14
		Thermal Input HP	1.58	17S20R	R		
		Output Torque (lb. in.)	602	17S20LR	LR		
		Mechanical Output HP	0.84	17S20H	HOLLOW		
		Output OHL (lbs.)	1190	-	-		
25	70	Mechanical Input HP	0.88	17S25L	L	1720MTR56	-
		Thermal Input HP	1.28	17S25R	R		
		Output Torque (lb. in.)	609	17S25LR	LR		
		Mechanical Output HP	0.68	17S25H	HOLLOW		
		Output OHL (lbs.)	1190	-	-		
30	58	Mechanical Input HP	0.76	17S30L	L	1720MTR56	-
		Thermal Input HP	1.20	17S30R	R		
		Output Torque (lb. in.)	615	17S30LR	LR		
		Mechanical Output HP	0.57	17S30H	HOLLOW		
		Output OHL (lbs.)	1190	-	-		
40	44	Mechanical Input HP	0.60	17S40L	L	1720MTR56	-
		Thermal Input HP	1.09	17S40R	R		
		Output Torque (lb. in.)	627	17S40LR	LR		
		Mechanical Output HP	0.43	17S40H	HOLLOW		
		Output OHL (lbs.)	1190	-	-		
50	35	Mechanical Input HP	0.51	17S50L	L	1720MTR56	-
		Thermal Input HP	0.90	17S50R	R		
		Output Torque (lb. in.)	608	17S50LR	LR		
		Mechanical Output HP	0.34	17S50H	HOLLOW		
		Output OHL (lbs.)	1190	-	-		
60	29	Mechanical Input HP	0.43	17S60L	L	1720MTR56	-
		Thermal Input HP	0.80	17S60R	R		
		Output Torque (lb. in.)	576	17S60LR	LR		
		Mechanical Output HP	0.27	17S60H	HOLLOW		
		Output OHL (lbs.)	1190	-	-		
All Ratios		Input OHL (lbs)	140	One diameter from seal surface			-

Note: Tigear-2 separate reducers cannot be used with the old Adaptable Tigear motor adapter kits.

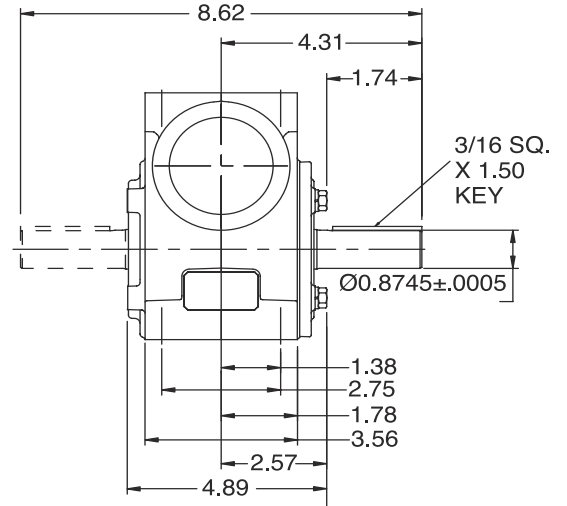
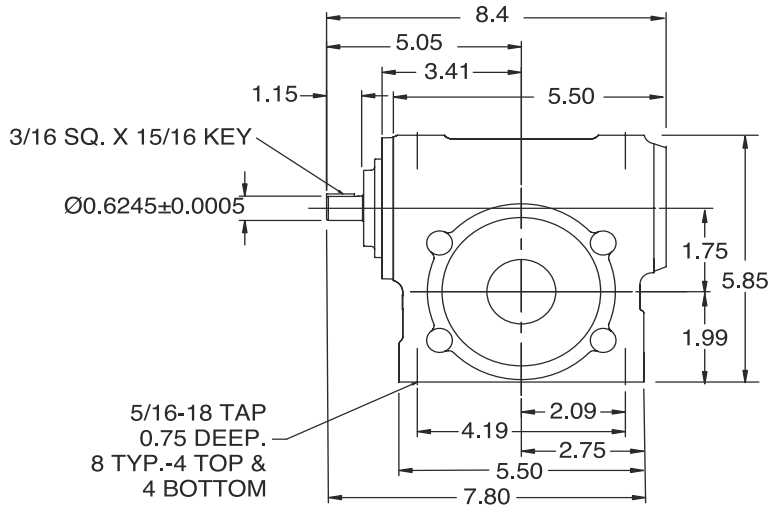
FEATURES/BENEFITS PAGE 2	SPECIFICATION PAGE 8	HOW TO ORDER/NOMENCLATURE PAGE 9	WASHDOWN PRODUCT PAGE 80
-----------------------------	-------------------------	-------------------------------------	-----------------------------



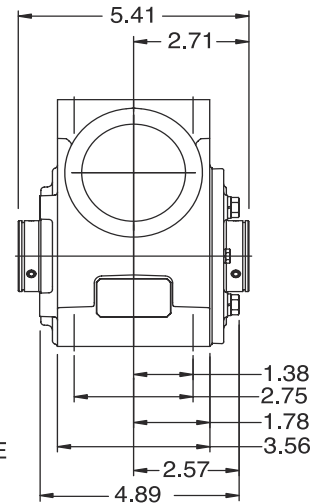
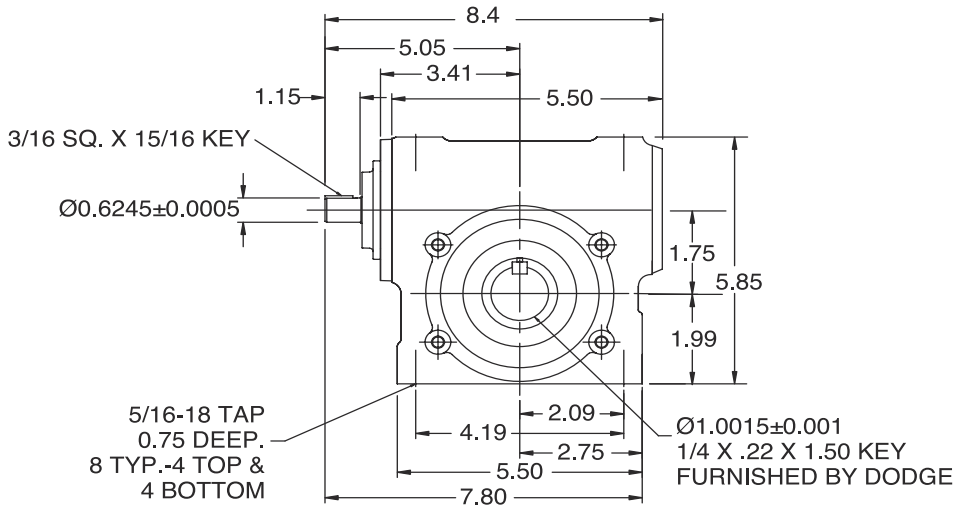
RATINGS/DIMENSIONS

Tigear-2 Reducers With Separate Input - Size 17

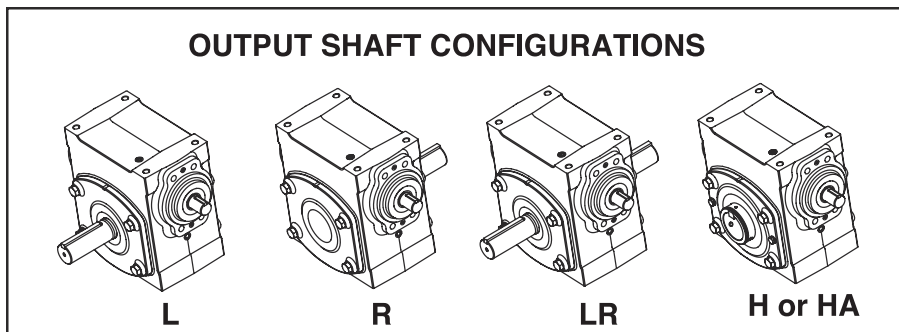
SOLID OUTPUT



HOLLOW OUTPUT



OUTPUT SHAFT CONFIGURATIONS





RATINGS/DIMENSIONS

Tigear-2 Reducers With 3-Piece Coupled Input - Size 17

3-piece coupled units include a separate reducer, 3-piece coupling and motor adapter housing assembled together. These assemblies are normally "made to order" with a 5 day standard lead time.

Ratio	Output RPM	Rating Data 1750 Input RPM		Part Number		Shaft Position
				56C	140TC	
5	350	Mechanical Input HP	2.59	17A05L56	17A05L14	L
		Thermal Input HP	3.97	17A05R56	17A05R14	R
		Output Torque (lb. in.)	430	17A05LR56	17A05LR14	LR
		Mechanical Output HP	2.39	17A05H56	17A05H14	HOLLOW
		Output OHL (lbs.)	1050	-	-	-
7.5	233	Mechanical Input HP	2.06	17A07L56	17A07L14	L
		Thermal Input HP	3.42	17A07R56	17A07R14	R
		Output Torque (lb. in.)	500	17A07LR56	17A07LR14	LR
		Mechanical Output HP	1.88	17A07H56	17A07H14	HOLLOW
		Output OHL (lbs.)	1190	-	-	-
10	175	Mechanical Input HP	1.67	17A10L56	17A10L14	L
		Thermal Input HP	2.76	17A10R56	17A10R14	R
		Output Torque (lb. in.)	534	17A10LR56	17A10LR14	LR
		Mechanical Output HP	1.48	17A10H56	17A10H14	HOLLOW
		Output OHL (lbs.)	1190	-	-	-
15	117	Mechanical Input HP	1.27	17A15L56	17A15L14	L
		Thermal Input HP	2.01	17A15R56	17A15R14	R
		Output Torque (lb. in.)	583	17A15LR56	17A15LR14	LR
		Mechanical Output HP	1.08	17A15H56	17A15H14	HOLLOW
		Output OHL (lbs.)	1190	-	-	-
20	88	Mechanical Input HP	1.03	17A20L56	17A20L14	L
		Thermal Input HP	1.58	17A20R56	17A20R14	R
		Output Torque (lb. in.)	602	17A20LR56	17A20LR14	LR
		Mechanical Output HP	0.84	17A20H56	17A20H14	HOLLOW
		Output OHL (lbs.)	1190	-	-	-
25	70	Mechanical Input HP	0.88	17A25L56	-	L
		Thermal Input HP	1.28	17A25R56	-	R
		Output Torque (lb. in.)	609	17A25LR56	-	LR
		Mechanical Output HP	0.68	17A25H56	-	HOLLOW
		Output OHL (lbs.)	1190	-	-	-
30	58	Mechanical Input HP	0.76	17A30L56	-	L
		Thermal Input HP	1.20	17A30R56	-	R
		Output Torque (lb. in.)	615	17A30LR56	-	LR
		Mechanical Output HP	0.57	17A30H56	-	HOLLOW
		Output OHL (lbs.)	1190	-	-	-
40	44	Mechanical Input HP	0.60	17A40L56	-	L
		Thermal Input HP	1.09	17A40R56	-	R
		Output Torque (lb. in.)	627	17A40LR56	-	LR
		Mechanical Output HP	0.43	17A40H56	-	HOLLOW
		Output OHL (lbs.)	1190	-	-	-
50	35	Mechanical Input HP	0.51	17A50L56	-	L
		Thermal Input HP	0.90	17A50R56	-	R
		Output Torque (lb. in.)	608	17A50LR56	-	LR
		Mechanical Output HP	0.34	17A50H56	-	HOLLOW
		Output OHL (lbs.)	1190	-	-	-
60	29	Mechanical Input HP	0.43	17A60L56	-	L
		Thermal Input HP	0.80	17A60R56	-	R
		Output Torque (lb. in.)	576	17A60LR56	-	LR
		Mechanical Output HP	0.27	17A60H56	-	HOLLOW
		Output OHL (lbs.)	1190	-	-	-

Note: Reducers are shipped without a mounting base. Order bolt-on base kit **17BASE** if required.

FEATURES/BENEFITS PAGE 2	SPECIFICATION PAGE 8	HOW TO ORDER/NOMENCLATURE PAGE 9	WASHDOWN PRODUCT PAGE 80
-----------------------------	-------------------------	-------------------------------------	-----------------------------

Features / Benefits

Specification / How to Order / Nomenclature

Selection Procedures / HP & S.F.

Ratings / Dimensions

Washdown E-Z Klean

Washdown Ultra Klean

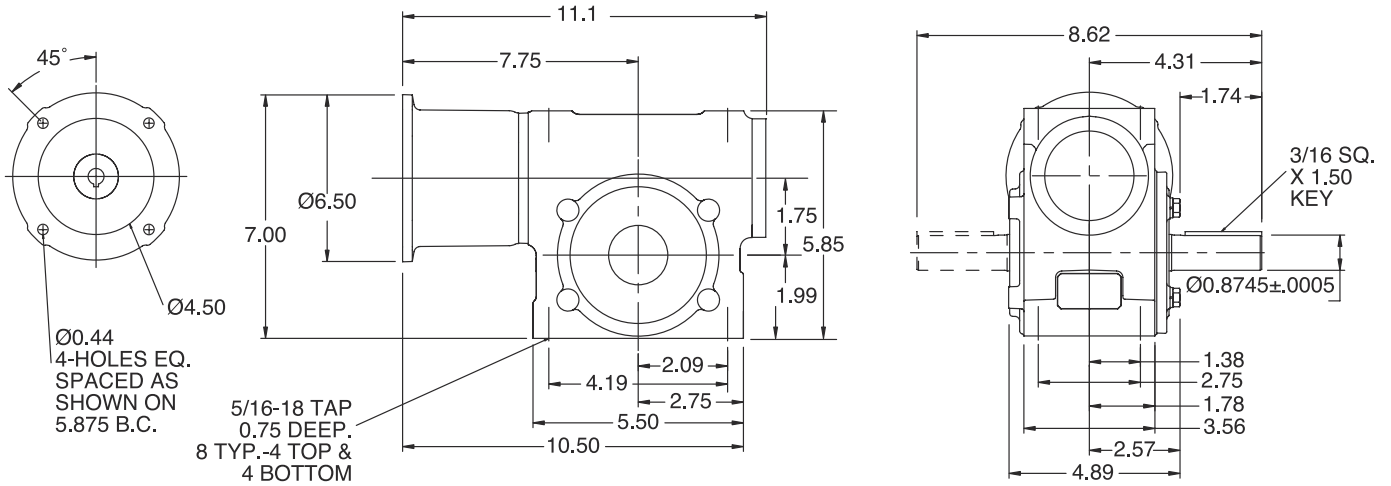
Ultra Klean Dimensions



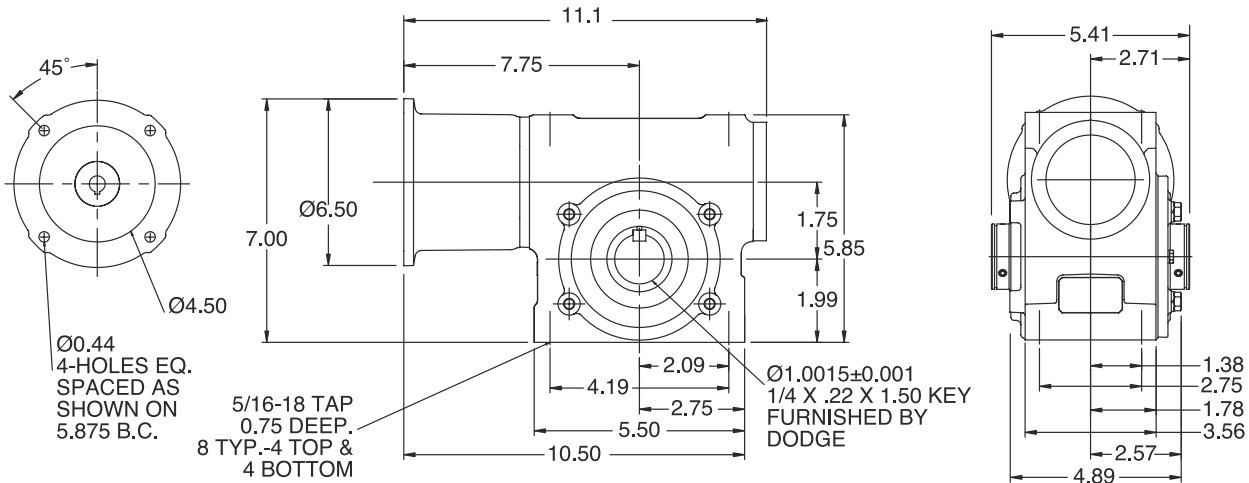
RATINGS/DIMENSIONS

Tigear-2 Reducers With 3-Piece Coupled Input - Size 17

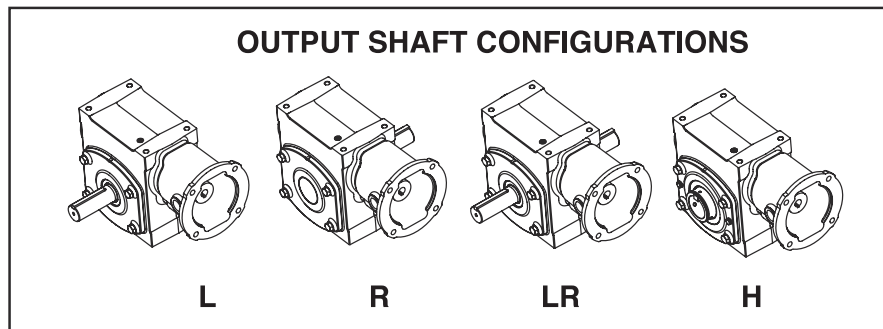
SOLID OUTPUT



HOLLOW OUTPUT



OUTPUT SHAFT CONFIGURATIONS





RATINGS/DIMENSIONS

Tigear-2 Reducers With Quill Input - Size 176 SIZE 17 WITH 1.00" EXTENDED LENGTH OUTPUT SHAFT

Motor Frame	Shaft Position	Ratio									
		5	7.5	10	15	20	25	30	40	50	60
56C	L	176Q05L56	176Q07L56	176Q10L56	176Q15L56	176Q20L56	176Q25L56	176Q30L56	176Q40L56	176Q50L56	176Q60L56
	R	176Q05R56	176Q07R56	176Q10R56	176Q15R56	176Q20R56	176Q25R56	176Q30R56	176Q40R56	176Q50R56	176Q60R56
140TC	L	176Q05L14	176Q07L14	176Q10L14	176Q15L14	176Q20L14	-	-	-	-	-
	R	176Q05R14	176Q07R14	176Q10R14	176Q15R14	176Q20R14	-	-	-	-	-

Note: Reducers are shipped without a mounting base. Order bolt-on base kit 17BASE if required.

Also available with 3-piece coupled input. To order, replace the letter "Q" in part number 176Q10L56, with letter "A" (176A10L56).

Features / Benefits
 Specification / How to Order / Nomenclature
 Selection Procedures / HP & S.F.
 Ratings / Dimensions
 Washdown E-Z Kleen
 Washdown Ultra Kleen
 Ultra Kleen Dimensions

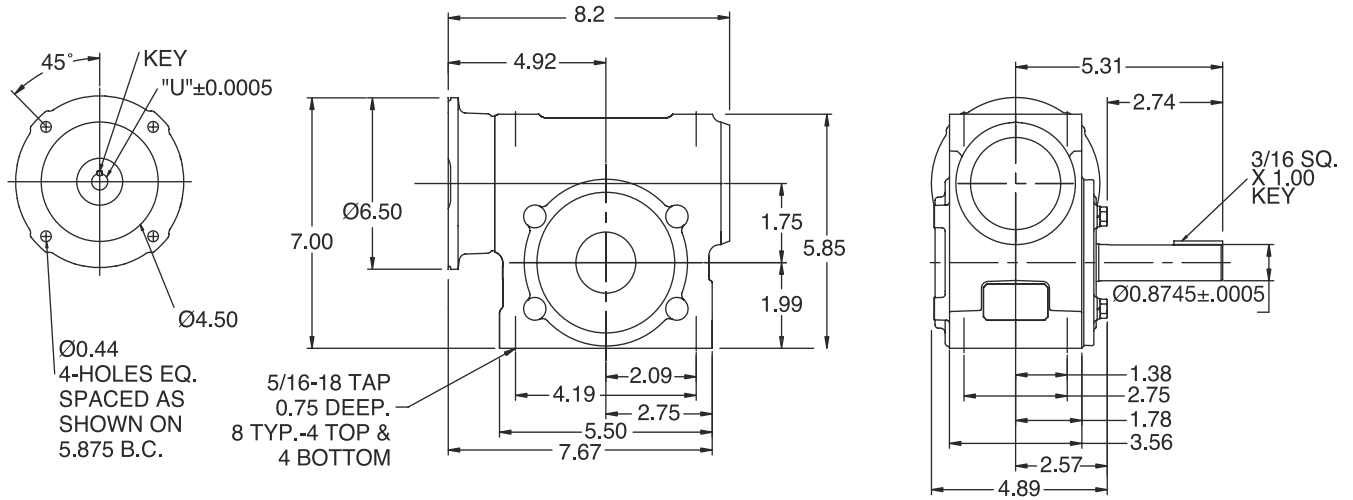
FEATURES/BENEFITS PAGE 2	SPECIFICATION PAGE 8	HOW TO ORDER/NOMENCLATURE PAGE 9	WASHDOWN PRODUCT PAGE 80
-----------------------------	-------------------------	-------------------------------------	-----------------------------



RATINGS/DIMENSIONS

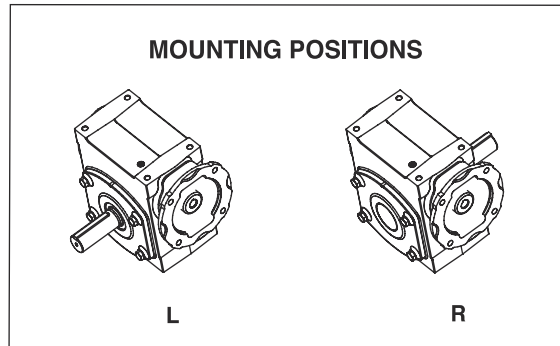
Tigear-2 Reducers With Quill Input - Size 176 SIZE 17 WITH 1.00" EXTENDED LENGTH OUTPUT SHAFT

SOLID OUTPUT



MOTOR FRAME	"U"	KEY
48Y 56C	.626	3/16 SQ. x 1.50 KEY
140TC 160ATC	.876	3/16 SQ x 1.50 KEY

MOUNTING POSITIONS





RATINGS/DIMENSIONS

Tigear-2 Reducers With Quill Input - Size 20

Ratio	Output RPM	Rating Data 1750 Input RPM		Part Number		Shaft Position
				56C	140TC	
4	438	Available Upon Request				
5	350	Mechanical Input HP	3.47	20Q05L56	20Q05L14	L
		Thermal Input HP	4.9	20Q05R56	20Q05R14	R
		Output Torque (lb. in.)	581	20Q05LR56	20Q05LR14	LR
		Mechanical Output HP	3.23	20Q05H56	20Q05H14	HOLLOW
		Output OHL (lbs.)	1380	20Q05HA56	20Q05HA14	HOLLOW ALT.
7.5	233	Mechanical Input HP	2.78	20Q07L56	20Q07L14	L
		Thermal Input HP	4.15	20Q07R56	20Q07R14	R
		Output Torque (lb. in.)	678	20Q07LR56	20Q07LR14	LR
		Mechanical Output HP	2.54	20Q07H56	20Q07H14	HOLLOW
		Output OHL (lbs.)	1560	20Q07HA56	20Q07HA14	HOLLOW ALT.
10	175	Mechanical Input HP	2.25	20Q10L56	20Q10L14	L
		Thermal Input HP	3.25	20Q10R56	20Q10R14	R
		Output Torque (lb. in.)	725	20Q10LR56	20Q10LR14	LR
		Mechanical Output HP	2.01	20Q10H56	20Q10H14	HOLLOW
		Output OHL (lbs.)	1560	20Q10HA56	20Q10HA14	HOLLOW ALT.
12.7	138	Mechanical Input HP	1.90	20Q12L56	20Q12L14	L
		Thermal Input HP	2.83	20Q12R56	20Q12R14	R
		Output Torque (lb. in.)	770	20Q12LR56	20Q12LR14	LR
		Mechanical Output HP	1.69	20Q12H56	20Q12H14	HOLLOW
		Output OHL (lbs.)	1560	20Q12HA56	20Q12HA14	HOLLOW ALT.
15	117	Mechanical Input HP	1.69	20Q15L56	20Q15L14	L
		Thermal Input HP	2.52	20Q15R56	20Q15R14	R
		Output Torque (lb. in.)	790	20Q15LR56	20Q15LR14	LR
		Mechanical Output HP	1.46	20Q15H56	20Q15H14	HOLLOW
		Output OHL (lbs.)	1560	20Q15HA56	20Q15HA14	HOLLOW ALT.
18	97	Mechanical Input HP	1.46	20Q18L56	20Q18L14	L
		Thermal Input HP	2.12	20Q18R56	20Q18R14	R
		Output Torque (lb. in.)	795	20Q18LR56	20Q18LR14	LR
		Mechanical Output HP	1.23	20Q18H56	20Q18H14	HOLLOW
		Output OHL (lbs.)	1560	20Q18HA56	20Q18HA14	HOLLOW ALT.
20	88	Mechanical Input HP	1.34	20Q20L56	20Q20L14	L
		Thermal Input HP	1.99	20Q20R56	20Q20R14	R
		Output Torque (lb. in.)	796	20Q20LR56	20Q20LR14	LR
		Mechanical Output HP	1.11	20Q20H56	20Q20H14	HOLLOW
		Output OHL (lbs.)	1560	20Q20HA56	20Q20HA14	HOLLOW ALT.
25	70	Mechanical Input HP	1.11	20Q25L56	20Q25L14	L
		Thermal Input HP	1.59	20Q25R56	20Q25R14	R
		Output Torque (lb. in.)	788	20Q25LR56	20Q25LR14	LR
		Mechanical Output HP	0.88	20Q25H56	20Q25H14	HOLLOW
		Output OHL (lbs.)	1560	20Q25HA56	20Q25HA14	HOLLOW ALT.
30	58	Mechanical Input HP	0.96	20Q30L56		L
		Thermal Input HP	1.49	20Q30R56		R
		Output Torque (lb. in.)	802	20Q30LR56	-	LR
		Mechanical Output HP	0.74	20Q30H56		HOLLOW
		Output OHL (lbs.)	1560	20Q30HA56		HOLLOW ALT.
40	44	Mechanical Input HP	0.76	20Q40L56		L
		Thermal Input HP	1.29	20Q40R56		R
		Output Torque (lb. in.)	801	20Q40LR56	-	LR
		Mechanical Output HP	0.56	20Q40H56		HOLLOW
		Output OHL (lbs.)	1560	20Q40HA56		HOLLOW ALT.
50	35	Mechanical Input HP	0.64	20Q50L56		L
		Thermal Input HP	1.09	20Q50R56		R
		Output Torque (lb. in.)	787	20Q50LR56	-	LR
		Mechanical Output HP	0.44	20Q50H56		HOLLOW
		Output OHL (lbs.)	1560	20Q50HA56		HOLLOW ALT.
60	29	Mechanical Input HP	0.56	20Q60L56		L
		Thermal Input HP	0.96	20Q60R56		R
		Output Torque (lb. in.)	767	20Q60LR56	-	LR
		Mechanical Output HP	0.36	20Q60H56		HOLLOW
		Output OHL (lbs.)	1560	20Q60HA56		HOLLOW ALT.

Note: Reducers are shipped without a mounting base. Order bolt-on base kit 20BASE if required.

FEATURES/BENEFITS PAGE 2	SPECIFICATION PAGE 8	HOW TO ORDER/NOMENCLATURE PAGE 9	WASHDOWN PRODUCT PAGE 80
-----------------------------	-------------------------	-------------------------------------	-----------------------------

Features / Benefits

Specification / How to Order / Nomenclature

Selection Procedures / HP & S.F.

Ratings / Dimensions

Washdown E-Z Klean

Washdown Ultra Klean

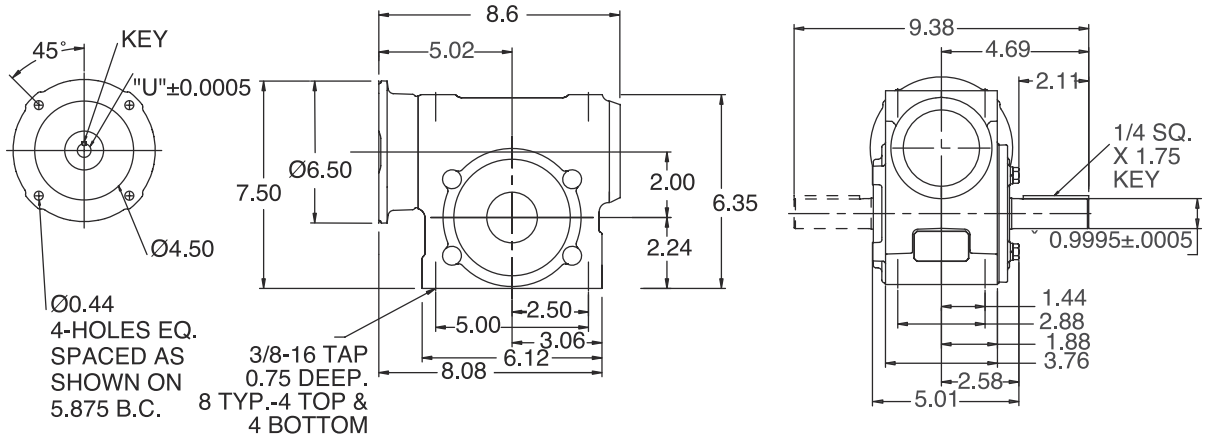
Ultra Klean Dimensions



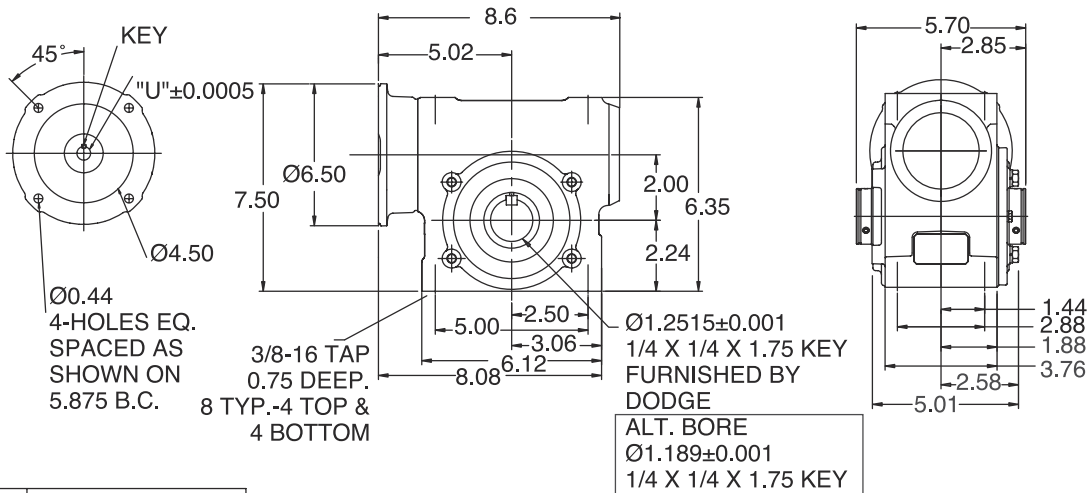
RATINGS/DIMENSIONS

Tigear-2 Reducers With Quill Input - Size 20

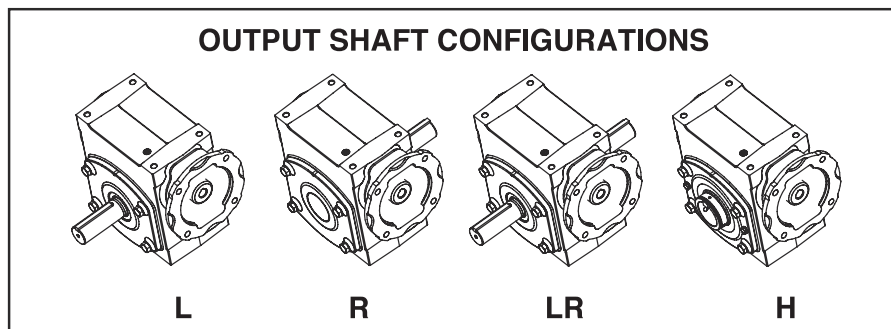
SOLID OUTPUT



HOLLOW OUTPUT



MOTOR FRAME	"U"	KEY
48Y 56C	.626	3/16 SQ. x 1.50 KEY
140TC 160ATC	.876	3/16 SQ x 1.50 KEY





RATINGS/DIMENSIONS

Tigear-2 Reducers With Separate Input - Size 20

Ratio	Output RPM	Rating Data 1750 Input RPM		Separate Reducer	Shaft Position	Optional Motor Adapter Kit	
						56C	140TC
4	438	Available Upon Request					
5	350	Mechanical Input HP	3.47	20S05L	L	1720MTR56	1720MTR14
		Thermal Input HP	4.9	20S05R	R		
		Output Torque (lb. in.)	581	20S05LR	LR		
		Mechanical Output HP	3.23	20S05H	HOLLOW		
		Output OHL (lbs.)	1380	20S05HA	HOLLOW ALT.		
7.5	233	Mechanical Input HP	2.78	20S07L	L	1720MTR56	1720MTR14
		Thermal Input HP	4.15	20S07R	R		
		Output Torque (lb. in.)	678	20S07LR	LR		
		Mechanical Output HP	2.54	20S07H	HOLLOW		
		Output OHL (lbs.)	1560	20S07HA	HOLLOW ALT.		
10	175	Mechanical Input HP	2.25	20S10L	L	1720MTR56	1720MTR14
		Thermal Input HP	3.25	20S10R	R		
		Output Torque (lb. in.)	725	20S10LR	LR		
		Mechanical Output HP	2.01	20S10H	HOLLOW		
		Output OHL (lbs.)	1560	20S10HA	HOLLOW ALT.		
12.7	138	Mechanical Input HP	1.90	20S12L	L	1720MTR56	1720MTR14
		Thermal Input HP	2.83	20S12R	R		
		Output Torque (lb. in.)	770	20S12LR	LR		
		Mechanical Output HP	1.69	20S12H	HOLLOW		
		Output OHL (lbs.)	1560	20S12HA	HOLLOW ALT.		
15	117	Mechanical Input HP	1.69	20S15L	L	1720MTR56	1720MTR14
		Thermal Input HP	2.52	20S15R	R		
		Output Torque (lb. in.)	790	20S15LR	LR		
		Mechanical Output HP	1.46	20S15H	HOLLOW		
		Output OHL (lbs.)	1560	20S15HA	HOLLOW ALT.		
18	97	Mechanical Input HP	1.46	20S18L	L	1720MTR56	1720MTR14
		Thermal Input HP	2.12	20S18R	R		
		Output Torque (lb. in.)	795	20S18LR	LR		
		Mechanical Output HP	1.23	20S18H	HOLLOW		
		Output OHL (lbs.)	1560	20S18HA	HOLLOW ALT.		
20	88	Mechanical Input HP	1.34	20S20L	L	1720MTR56	1720MTR14
		Thermal Input HP	1.99	20S20R	R		
		Output Torque (lb. in.)	796	20S20LR	LR		
		Mechanical Output HP	1.11	20S20H	HOLLOW		
		Output OHL (lbs.)	1560	20S20HA	HOLLOW ALT.		
25	70	Mechanical Input HP	1.11	20S25L	L	1720MTR56	1720MTR14
		Thermal Input HP	1.59	20S25R	R		
		Output Torque (lb. in.)	788	20S25LR	LR		
		Mechanical Output HP	0.88	20S25H	HOLLOW		
		Output OHL (lbs.)	1560	20S25HA	HOLLOW ALT.		
30	58	Mechanical Input HP	0.96	20S30L	L	1720MTR56	-
		Thermal Input HP	1.49	20S30R	R		
		Output Torque (lb. in.)	802	20S30LR	LR		
		Mechanical Output HP	0.74	20S30H	HOLLOW		
		Output OHL (lbs.)	1560	20S30HA	HOLLOW ALT.		
40	44	Mechanical Input HP	0.76	20S40L	L	1720MTR56	-
		Thermal Input HP	1.29	20S40R	R		
		Output Torque (lb. in.)	801	20S40LR	LR		
		Mechanical Output HP	0.56	20S40H	HOLLOW		
		Output OHL (lbs.)	1560	20S40HA	HOLLOW ALT.		
50	35	Mechanical Input HP	0.64	20S50L	L	1720MTR56	-
		Thermal Input HP	1.09	20S50R	R		
		Output Torque (lb. in.)	787	20S50LR	LR		
		Mechanical Output HP	0.44	20S50H	HOLLOW		
		Output OHL (lbs.)	1560	20S50HA	HOLLOW ALT.		
60	29	Mechanical Input HP	0.56	20S60L	L	1720MTR56	-
		Thermal Input HP	0.96	20S60R	R		
		Output Torque (lb. in.)	767	20S60LR	LR		
		Mechanical Output HP	0.36	20S60H	HOLLOW		
		Output OHL (lbs.)	1560	20S60HA	HOLLOW ALT.		
All Ratios		Input OHL (lbs)	200	One diameter from seal surface			-

Note: Tigear-2 separate reducers cannot be used with the old adaptable Tigear motor adapter kits.

FEATURES/BENEFITS PAGE 2	SPECIFICATION PAGE 8	HOW TO ORDER/NOMENCLATURE PAGE 9	WASHDOWN PRODUCT PAGE 80
-----------------------------	-------------------------	-------------------------------------	-----------------------------

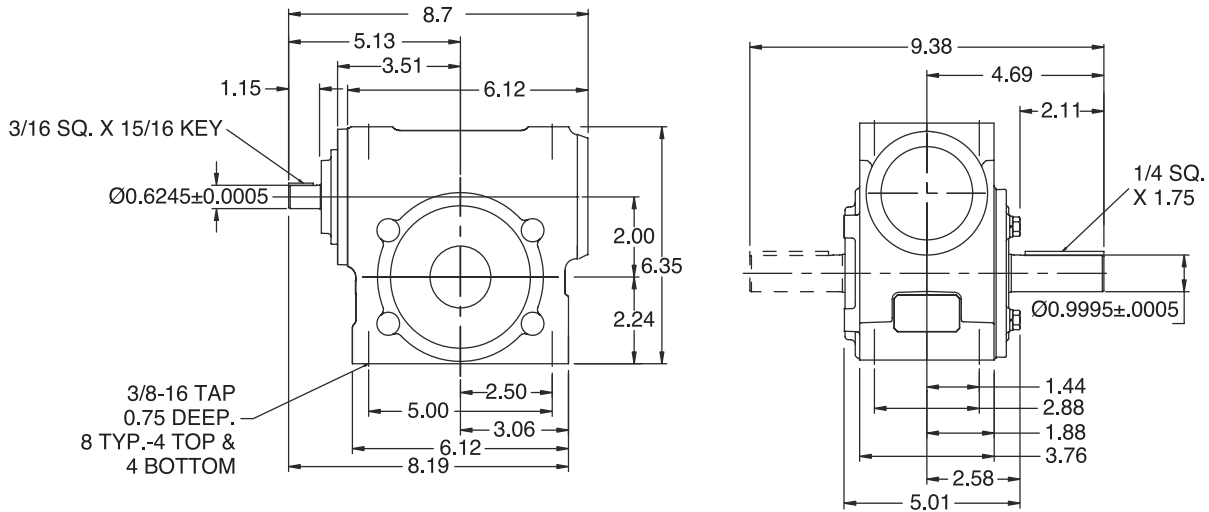
Features / Benefits
 Specification / How to Order / Nomenclature
 Selection Procedures / HP & S.F.
 Ratings / Dimensions
 Washdown E-Z Klean
 Washdown Ultra Klean
 Ultra Klean Dimensions



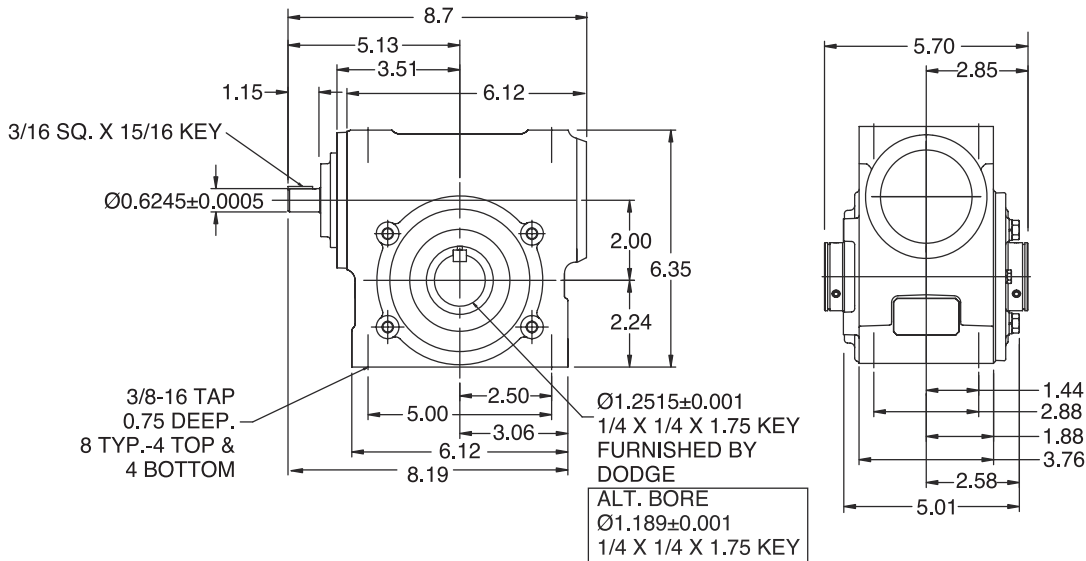
RATINGS/DIMENSIONS

Tigear-2 Reducers With Separate Input - Size 20

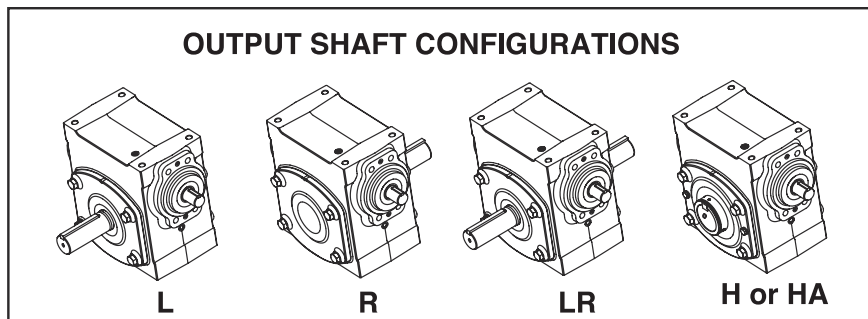
SOLID OUTPUT



HOLLOW OUTPUT



OUTPUT SHAFT CONFIGURATIONS



Features / Benefits

Specification / How to Order / Nomenclature

Selection Procedures / HP & S.F.

Ratings / Dimensions

Washdown E-Z Kleen

Washdown Ultra Kleen

Ultra Kleen Dimensions



RATINGS/DIMENSIONS

Tigear-2 Reducers With 3-Piece Coupled Input - Size 20

3-piece coupled units include a separate reducer, 3-piece coupling and motor adapter housing assembled together. These assemblies are normally "made to order" with a 5 day standard lead time.

Ratio	Output RPM	Rating Data 1750 Input RPM		Part Number		Shaft Position
				56C	140TC	
4	438	Available Upon Request				
		Mechanical Input HP	3.47	20A05L56	20A05L14	L
5	350	Thermal Input HP	4.90	20A05R56	20A05R14	R
		Output Torque (lb. in.)	581	20A05LR56	20A05LR14	LR
		Mechanical Output HP	3.23	20A05H56	20A05H14	HOLLOW
		Output OHL (lbs.)	1380	20A05HA56	20A05HA14	HOLLOW ALT.
7.5	233	Mechanical Input HP	2.78	20A07L56	20A07L14	L
		Thermal Input HP	4.15	20A07R56	20A07R14	R
		Output Torque (lb. in.)	678	20A07LR56	20A07LR14	LR
		Mechanical Output HP	2.54	20A07H56	20A07H14	HOLLOW
10	175	Output OHL (lbs.)	1560	20A07HA56	20A07HA14	HOLLOW ALT.
		Mechanical Input HP	2.25	20A10L56	20A10L14	L
		Thermal Input HP	3.25	20A10R56	20A10R14	R
		Output Torque (lb. in.)	725	20A10LR56	20A10LR14	LR
12.7	138	Mechanical Output HP	2.01	20A10H56	20A10H14	HOLLOW
		Output OHL (lbs.)	1560	20A10HA56	20A10HA14	HOLLOW ALT.
		Mechanical Input HP	1.90	20A12L56	20A12L14	L
		Thermal Input HP	2.83	20A12R56	20A12R14	R
15	117	Output Torque (lb. in.)	770	20A12LR56	20A12LR14	LR
		Mechanical Output HP	1.69	20A12H56	20A12H14	HOLLOW
		Output OHL (lbs.)	1560	20A12HA56	20A12HA14	HOLLOW ALT.
		Mechanical Input HP	1.69	20A15L56	20A15L14	L
18	97	Thermal Input HP	2.52	20A15R56	20A15R14	R
		Output Torque (lb. in.)	790	20A15LR56	20A15LR14	LR
		Mechanical Output HP	1.46	20A15H56	20A15H14	HOLLOW
		Output OHL (lbs.)	1560	20A15HA56	20A15HA14	HOLLOW ALT.
20	88	Mechanical Input HP	1.46	20A18L56	20A18L14	L
		Thermal Input HP	2.12	20A18R56	20A18R14	R
		Output Torque (lb. in.)	795	20A18LR56	20A18LR14	LR
		Mechanical Output HP	1.23	20A18H56	20A18H14	HOLLOW
25	70	Output OHL (lbs.)	1560	20A18HA56	20A18HA14	HOLLOW ALT.
		Mechanical Input HP	1.34	20A20L56	20A20L14	L
		Thermal Input HP	1.99	20A20R56	20A20R14	R
		Output Torque (lb. in.)	796	20A20LR56	20A20LR14	LR
30	58	Mechanical Output HP	1.11	20A20H56	20A20H14	HOLLOW
		Output OHL (lbs.)	1560	20A20HA56	20A20HA14	HOLLOW ALT.
		Mechanical Input HP	1.11	20A25L56	20A25L14	L
		Thermal Input HP	1.59	20A25R56	20A25R14	R
40	44	Output Torque (lb. in.)	788	20A25LR56	20A25LR14	LR
		Mechanical Output HP	0.88	20A25H56	20A25H14	HOLLOW
		Output OHL (lbs.)	1560	20A25HA56	20A25HA14	HOLLOW ALT.
		Mechanical Input HP	0.96	20A30L56		L
50	35	Thermal Input HP	1.49	20A30R56		R
		Output Torque (lb. in.)	802	20A30LR56	-	LR
		Mechanical Output HP	0.74	20A30H56		HOLLOW
		Output OHL (lbs.)	1560	20A30HA56		HOLLOW ALT.
60	29	Mechanical Input HP	0.76	20A40L56		L
		Thermal Input HP	1.29	20A40R56		R
		Output Torque (lb. in.)	801	20A40LR56	-	LR
		Mechanical Output HP	0.56	20A40H56		HOLLOW
50	35	Output OHL (lbs.)	1560	20A40HA56		HOLLOW ALT.
		Mechanical Input HP	0.64	20A50L56		L
		Thermal Input HP	1.09	20A50R56		R
		Output Torque (lb. in.)	787	20A50LR56	-	LR
60	29	Mechanical Output HP	0.44	20A50H56		HOLLOW
		Output OHL (lbs.)	1560	20A50HA56		HOLLOW ALT.
		Mechanical Input HP	0.56	20A60L56		L
		Thermal Input HP	0.96	20A60R56		R
60	29	Output Torque (lb. in.)	767	20A60LR56	-	LR
		Mechanical Output HP	0.36	20A60H56		HOLLOW
		Output OHL (lbs.)	1560	20A60HA56		HOLLOW ALT.

Note: Reducers are shipped without a mounting base. Order bolt-on base kit 20BASE if required.

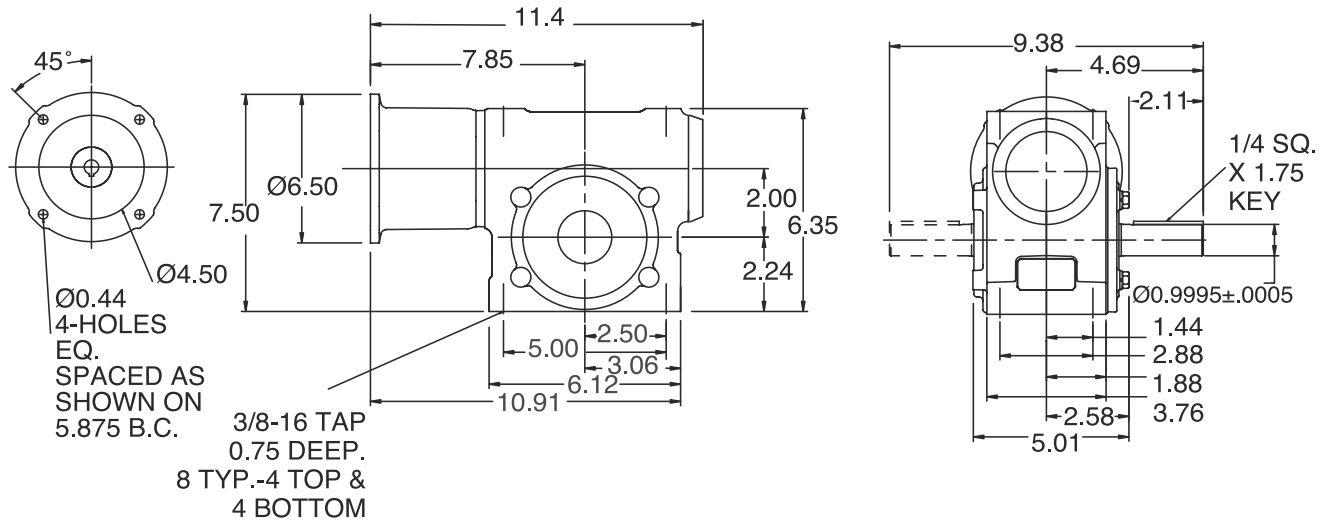
FEATURES/BENEFITS PAGE 2	SPECIFICATION PAGE 8	HOW TO ORDER/NOMENCLATURE PAGE 9	WASHDOWN PRODUCT PAGE 80
-----------------------------	-------------------------	-------------------------------------	-----------------------------



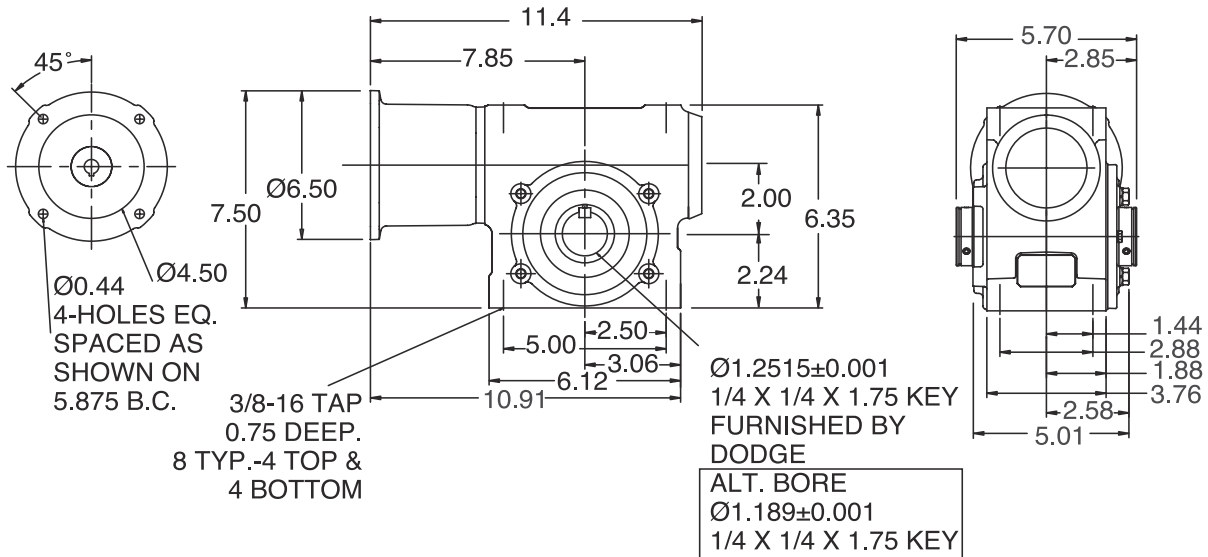
RATINGS/DIMENSIONS

Tigear-2 Reducers With 3-Piece Coupled Input - Size 20

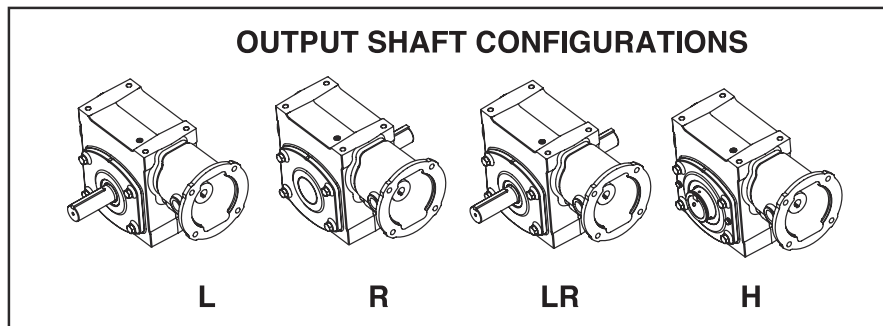
SOLID OUTPUT



HOLLOW OUTPUT



OUTPUT SHAFT CONFIGURATIONS





RATINGS/DIMENSIONS

Tigear-2 Reducers With Quill Input - Size 202 SIZE 20 WITH 2.00" EXTENDED LENGTH OUTPUT SHAFT

Motor Frame	Shaft Position	Ratio									
		5	7.5	10	15	20	25	30	40	50	60
56C	L	202Q05L56	202Q07L56	202Q10L56	202Q15L56	202Q20L56	202Q25L56	202Q30L56	202Q40L56	202Q50L56	202Q60L56
	R	202Q05R56	202Q07R56	202Q10R56	202Q15R56	202Q20R56	202Q25R56	202Q30R56	202Q40R56	202Q50R56	202Q60R56
140TC	L	202Q05L14	202Q07L14	202Q10L14	202Q15L14	202Q20L14	202Q25L14	-	-	-	-
	R	202Q05R14	202Q07R14	202Q10R14	202Q15R14	202Q20R14	202Q25R14	-	-	-	-

Note: Reducers are shipped without a mounting base. Order bolt-on base kit **20BASE** if required.
Also available with 3-piece coupled input. To order, replace the letter "Q" in part number 202Q10L56, with letter "A" (202A10L56).

Features / Benefits
Specification / How to Order / Nomenclature
Selection Procedures / HP & S.F.
Ratings / Dimensions
Washdown E-Z Kleen
Washdown Ultra Kleen
Ultra Kleen Dimensions

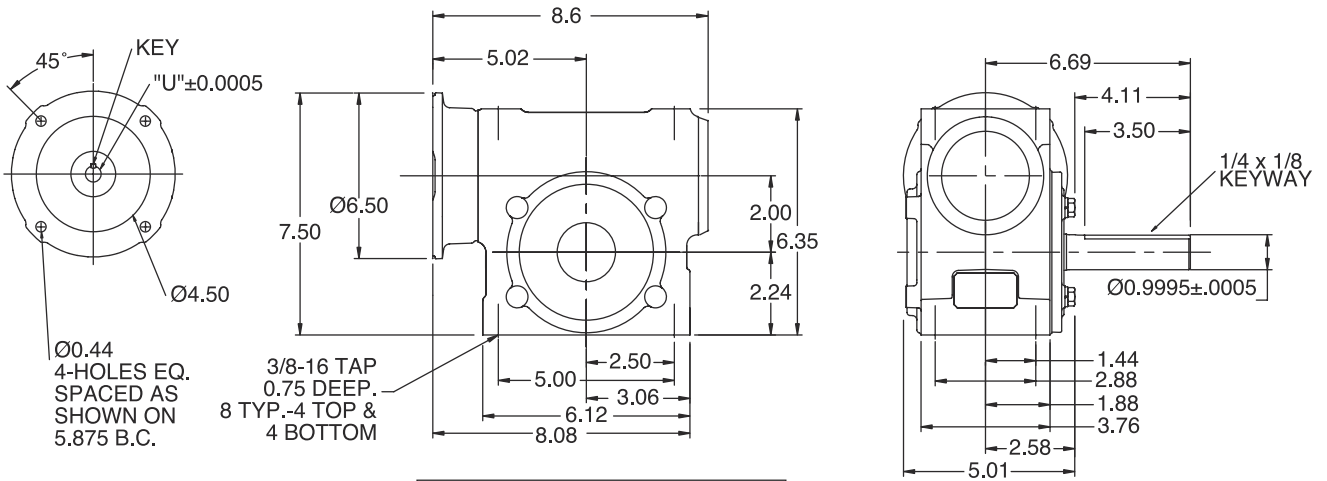
FEATURES/BENEFITS PAGE 2	SPECIFICATION PAGE 8	HOW TO ORDER/NOMENCLATURE PAGE 9	WASHDOWN PRODUCT PAGE 80
-----------------------------	-------------------------	-------------------------------------	-----------------------------



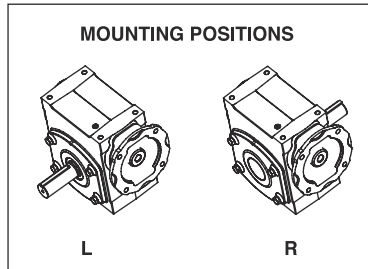
RATINGS/DIMENSIONS

Tigear-2 Reducers With Quill Input - Size 202 SIZE 20 WITH 2.00" EXTENDED LENGTH OUTPUT SHAFT

SOLID OUTPUT



MOTOR FRAME	"U"	KEY
48Y 56C	.626	3/16 SQ. x 1.50 KEY
140TC 160ATC	.876	3/16 SQ x 1.50 KEY



Features / Benefits

Specification / How to Order / Nomenclature

Selection Procedures / HP & S.F.

Ratings / Dimensions

Washdown E-Z Kleen

Washdown Ultra Kleen

Ultra Kleen Dimensions



RATINGS/DIMENSIONS

Tigear-2 Reducers With Quill Input - Size 23

Ratio	Output RPM	Rating Data		Part Number			Shaft Position
		1750 Input RPM		56C	140TC	180TC	
4	438	Available Upon Request					
5	350	Mechanical Input HP	5.25	23Q05L56	23Q05L14	23Q05L18	L
		Thermal Input HP	6.61	23Q05R56	23Q05R14	23Q05R18	R
		Output Torque (lb. in.)	881	23Q05LR56	23Q05LR14	23Q05LR18	LR
		Mechanical Output HP	4.89	23Q05H56	23Q05H14	23Q05H18	HOLLOW
		Output OHL (lbs.)	1330	23Q05HA56	23Q05HA14	23Q05HA18	HOLLOW ALT.
7.5	233	Mechanical Input HP	4.18	23Q07L56	23Q07L14	23Q07L18	L
		Thermal Input HP	5.64	23Q07R56	23Q07R14	23Q07R18	R
		Output Torque (lb. in.)	1026	23Q07LR56	23Q07LR14	23Q07LR18	LR
		Mechanical Output HP	3.85	23Q07H56	23Q07H14	23Q07H18	HOLLOW
		Output OHL (lbs.)	1520	23Q07HA56	23Q07HA14	23Q07HA18	HOLLOW ALT.
10	175	Mechanical Input HP	3.42	23Q10L56	23Q10L14	23Q10L18	L
		Thermal Input HP	4.40	23Q10R56	23Q10R14	23Q10R18	R
		Output Torque (lb. in.)	1106	23Q10LR56	23Q10LR14	23Q10LR18	LR
		Mechanical Output HP	3.07	23Q10H56	23Q10H14	23Q10H18	HOLLOW
		Output OHL (lbs.)	1610	23Q10HA56	23Q10HA14	23Q10HA18	HOLLOW ALT.
12.7	138	Mechanical Input HP	2.91	23Q12L56	23Q12L14	23Q12L18	L
		Thermal Input HP	3.78	23Q12R56	23Q12R14	23Q12R18	R
		Output Torque (lb. in.)	1170	23Q12LR56	23Q12LR14	23Q12LR18	LR
		Mechanical Output HP	2.56	23Q12H56	23Q12H14	23Q12H18	HOLLOW
		Output OHL (lbs.)	1610	23Q12HA56	23Q12HA14	23Q12HA18	HOLLOW ALT.
15	117	Mechanical Input HP	2.57	23Q15L56	23Q15L14		L
		Thermal Input HP	3.30	23Q15R56	23Q15R14		R
		Output Torque (lb. in.)	1199	23Q15LR56	23Q15LR14	-	LR
		Mechanical Output HP	2.22	23Q15H56	23Q15H14		HOLLOW
		Output OHL (lbs.)	1610	23Q15HA56	23Q15HA14		HOLLOW ALT.
20	88	Mechanical Input HP	2.00	23Q20L56	23Q20L14		L
		Thermal Input HP	2.62	23Q20R56	23Q20R14		R
		Output Torque (lb. in.)	1178	23Q20LR56	23Q20LR14	-	LR
		Mechanical Output HP	1.64	23Q20H56	23Q20H14		HOLLOW
		Output OHL (lbs.)	1610	23Q20HA56	23Q20HA14		HOLLOW ALT.
25	70	Mechanical Input HP	1.65	23Q25L56	23Q25L14		L
		Thermal Input HP	2.16	23Q25R56	23Q25R14		R
		Output Torque (lb. in.)	1184	23Q25LR56	23Q25LR14	-	LR
		Mechanical Output HP	1.32	23Q25H56	23Q25H14		HOLLOW
		Output OHL (lbs.)	1610	23Q25HA56	23Q25HA14		HOLLOW ALT.
30	58	Mechanical Input HP	1.42	23Q30L56	23Q30L14		L
		Thermal Input HP	2.06	23Q30R56	23Q30R14		R
		Output Torque (lb. in.)	1201	23Q30LR56	23Q30LR14	-	LR
		Mechanical Output HP	1.11	23Q30H56	23Q30H14		HOLLOW
		Output OHL (lbs.)	1610	23Q30HA56	23Q30HA14		HOLLOW ALT.
40	44	Mechanical Input HP	1.11	23Q40L56	23Q40L14		L
		Thermal Input HP	1.73	23Q40R56	23Q40R14		R
		Output Torque (lb. in.)	1193	23Q40LR56	23Q40LR14	-	LR
		Mechanical Output HP	0.83	23Q40H56	23Q40H14		HOLLOW
		Output OHL (lbs.)	1610	23Q40HA56	23Q40HA14		HOLLOW ALT.
50	35	Mechanical Input HP	0.95	23Q50L56			L
		Thermal Input HP	1.42	23Q50R56			R
		Output Torque (lb. in.)	1182	23Q50LR56	-	-	LR
		Mechanical Output HP	0.66	23Q50H56			HOLLOW
		Output OHL (lbs.)	1610	23Q50HA56			HOLLOW ALT.
60	29	Mechanical Input HP	0.80	23Q60L56			L
		Thermal Input HP	1.24	23Q60R56			R
		Output Torque (lb. in.)	1111	23Q60LR56	-	-	LR
		Mechanical Output HP	0.51	23Q60H56			HOLLOW
		Output OHL (lbs.)	1610	23Q60HA56			HOLLOW ALT.

Note: Reducers are shipped without a mounting base. Order bolt-on base kit 23BASE if required.

FEATURES/BENEFITS PAGE 2	SPECIFICATION PAGE 8	HOW TO ORDER/NOMENCLATURE PAGE 9	WASHDOWN PRODUCT PAGE 80
-----------------------------	-------------------------	-------------------------------------	-----------------------------

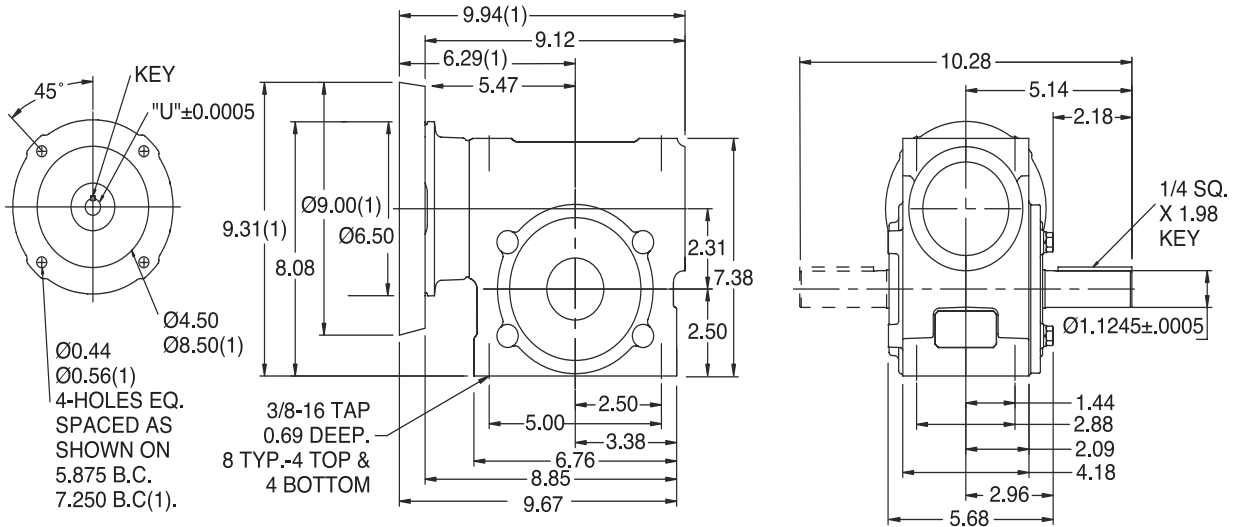
Features / Benefits
 Specification / How to Order / Nomenclature
 Selection Procedures / HP & S.F.
 Ratings / Dimensions
 Washdown E-Z Klean
 Washdown Ultra Klean
 Ultra Klean Dimensions



RATINGS/DIMENSIONS

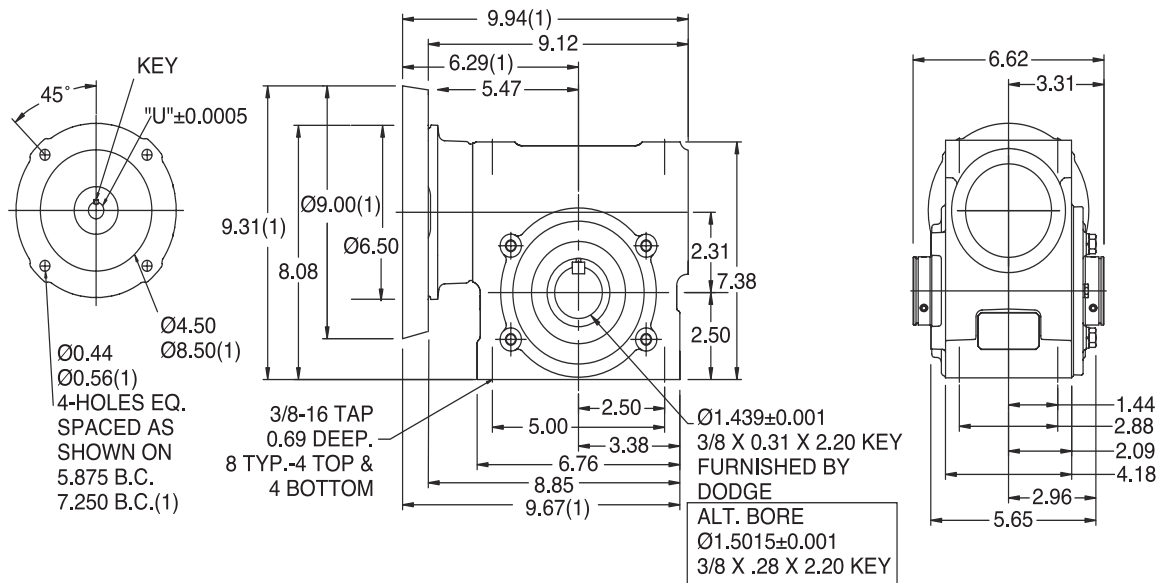
Tigear-2 Reducers With Quill Input - Size 23

SOLID OUTPUT

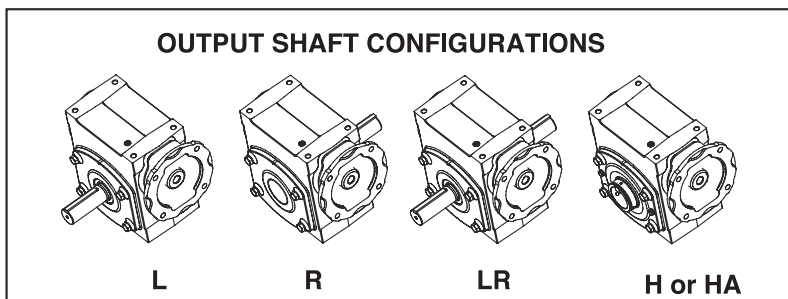


(1) DIMENSIONS APPLY TO 180 FRAME MOTOR ADAPTER

HOLLOW OUTPUT



MOTOR FRAME	"U"	KEY
48Y 56C	.6255	3/16 SQ. x 1.50 KEY
140TC 160ATC	.8755	3/16 SQ x 1.50 KEY
180TC 180ATC	1.1255	1/4 SQ x 2.00 KEY





RATINGS/DIMENSIONS

Tigear-2 Reducers With Separate Input - Size 23

Ratio	Output RPM	Rating Data			Separate Reducer	Shaft Position	Optional Motor Adapter Kit		
		1750 Input RPM					56C	140TC	180TC
4	438	Available Upon Request							
5	350	Mechanical Input HP	5.25	23S05L	L	2330MTR56	2330MTR14	2330MTR18	
		Thermal Input HP	6.61	23S05R	R				
		Output Torque (lb. in.)	881	23S05LR	LR				
		Mechanical Output HP	4.89	23S05H	HOLLOW				
		Output OHL (lbs.)	1330	23S05HA	HOLLOW ALT.				
7.5	233	Mechanical Input HP	4.18	23S07L	L	2330MTR56	2330MTR14	2330MTR18	
		Thermal Input HP	5.64	23S07R	R				
		Output Torque (lb. in.)	1026	23S07LR	LR				
		Mechanical Output HP	3.85	23S07H	HOLLOW				
		Output OHL (lbs.)	1520	23S07HA	HOLLOW ALT.				
10	175	Mechanical Input HP	3.42	23S10L	L	2330MTR56	2330MTR14	2330MTR18	
		Thermal Input HP	4.40	23S10R	R				
		Output Torque (lb. in.)	1106	23S10LR	LR				
		Mechanical Output HP	3.07	23S10H	HOLLOW				
		Output OHL (lbs.)	1610	23S10HA	HOLLOW ALT.				
12.7	138	Mechanical Input HP	2.91	23S12L	L	2330MTR56	2330MTR14	2330MTR18	
		Thermal Input HP	3.78	23S12R	R				
		Output Torque (lb. in.)	1170	23S12LR	LR				
		Mechanical Output HP	2.56	23S12H	HOLLOW				
		Output OHL (lbs.)	1610	23S12HA	HOLLOW ALT.				
15	117	Mechanical Input HP	2.57	23S15L	L	2330MTR56	2330MTR14	-	
		Thermal Input HP	3.30	23S15R	R				
		Output Torque (lb. in.)	1199	23S15LR	LR				
		Mechanical Output HP	2.22	23S15H	HOLLOW				
		Output OHL (lbs.)	1610	23S15HA	HOLLOW ALT.				
20	88	Mechanical Input HP	2.00	23S20L	L	2330MTR56	2330MTR14	-	
		Thermal Input HP	2.62	23S20R	R				
		Output Torque (lb. in.)	1178	23S20LR	LR				
		Mechanical Output HP	1.64	23S20H	HOLLOW				
		Output OHL (lbs.)	1610	23S20HA	HOLLOW ALT.				
25	70	Mechanical Input HP	1.65	23S25L	L	2330MTR56	2330MTR14	-	
		Thermal Input HP	2.16	23S25R	R				
		Output Torque (lb. in.)	1184	23S25LR	LR				
		Mechanical Output HP	1.32	23S25H	HOLLOW				
		Output OHL (lbs.)	1610	23S25HA	HOLLOW ALT.				
30	58	Mechanical Input HP	1.42	23S30L	L	2330MTR56	2330MTR14	-	
		Thermal Input HP	2.06	23S30R	R				
		Output Torque (lb. in.)	1201	23S30LR	LR				
		Mechanical Output HP	1.11	23S30H	HOLLOW				
		Output OHL (lbs.)	1610	23S30HA	HOLLOW ALT.				
40	44	Mechanical Input HP	1.11	23S40L	L	2330MTR56	2330MTR14	-	
		Thermal Input HP	1.73	23S40R	R				
		Output Torque (lb. in.)	1193	23S40LR	LR				
		Mechanical Output HP	0.83	23S40H	HOLLOW				
		Output OHL (lbs.)	1610	23S40HA	HOLLOW ALT.				
50	35	Mechanical Input HP	0.95	23S50L	L	2330MTR56	-	-	
		Thermal Input HP	1.42	23S50R	R				
		Output Torque (lb. in.)	1182	23S50LR	LR				
		Mechanical Output HP	0.66	23S50H	HOLLOW				
		Output OHL (lbs.)	1610	23S50HA	HOLLOW ALT.				
60	29	Mechanical Input HP	0.80	23S60L	L	2330MTR56	-	-	
		Thermal Input HP	1.24	23S60R	R				
		Output Torque (lb. in.)	1111	23S60LR	LR				
		Mechanical Output HP	0.51	23S60H	HOLLOW				
		Output OHL (lbs.)	1610	23S60HA	HOLLOW ALT.				
All Ratios		Input OHL (lbs)	200	One diameter from seal surface					

Note: Tigear-2 separate reducers cannot be used with the old adaptable Tigear motor adapter kits.

FEATURES/BENEFITS PAGE 2	SPECIFICATION PAGE 8	HOW TO ORDER/NOMENCLATURE PAGE 9	WASHDOWN PRODUCT PAGE 80
-----------------------------	-------------------------	-------------------------------------	-----------------------------

Features / Benefits

Specification / How to Order / Nomenclature

Selection Procedures / HP & S.F.

Ratings / Dimensions

Washdown E-Z Klean

Washdown Ultra Klean

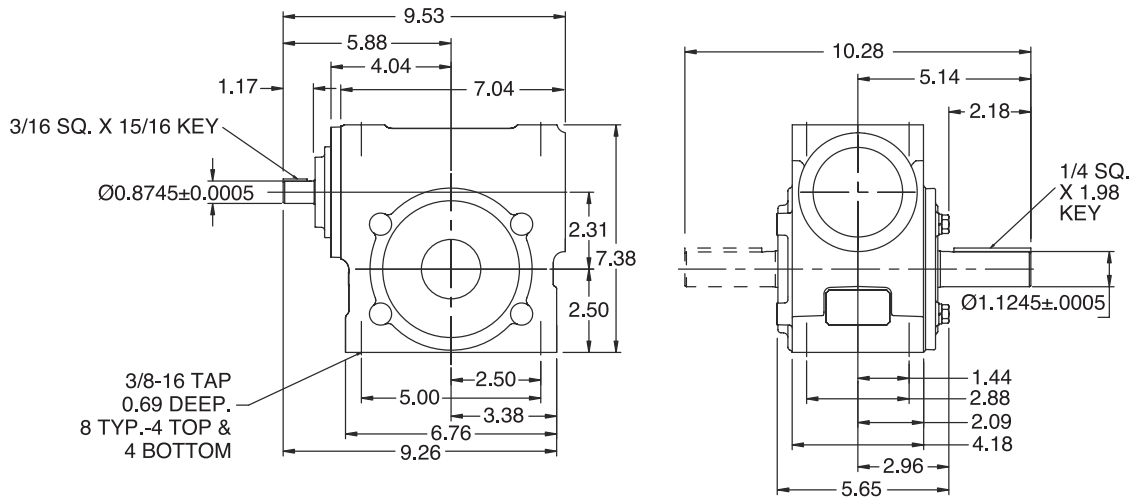
Ultra Klean Dimensions



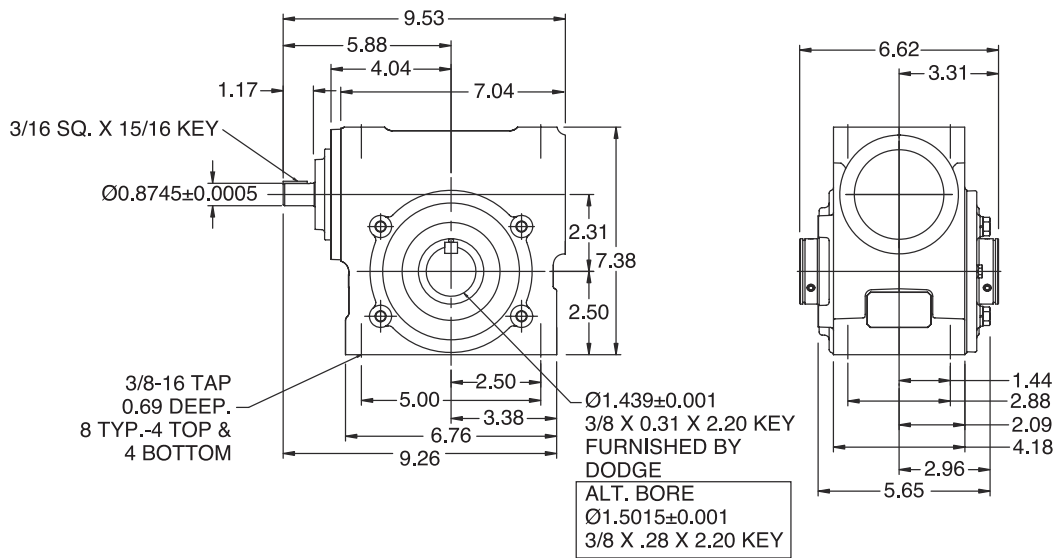
RATINGS/DIMENSIONS

Tigear-2 Reducers With Separate Input - Size 23

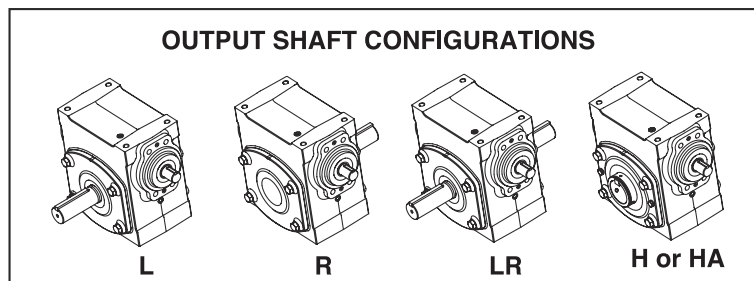
SOLID OUTPUT



HOLLOW OUTPUT



OUTPUT SHAFT CONFIGURATIONS





RATINGS/DIMENSIONS

Tigear-2 Reducers With 3-Piece Coupled Input - Size 23

3-piece coupled units include a separate reducer, 3-piece coupling and motor adapter housing assembled together. These assemblies are normally "made to order" with a 5 day standard lead time.

Ratio	Output RPM	Rating Data 1750 Input RPM		Part Number			Shaft Position
				56C	140TC	180TC	
4	438	Available Upon Request					
		Mechanical Input HP	5.25	23A05L56	23A05L14	23A05L18	L
5	350	Thermal Input HP	6.61	23A05R56	23A05R14	23A05R18	R
		Output Torque (lb. in.)	881	23A05LR56	23A05LR14	23A05LR18	LR
		Mechanical Output HP	4.89	23A05H56	23A05H14	23A05H18	HOLLOW
		Output OHL (lbs.)	1330	23A05HA56	23A05HA14	23A05HA18	HOLLOW ALT.
		Mechanical Input HP	4.18	23A07L56	23A07L14	23A07L18	L
7.5	233	Thermal Input HP	5.64	23A07R56	23A07R14	23A07R18	R
		Output Torque (lb. in.)	1026	23A07LR56	23A07LR14	23A07LR18	LR
		Mechanical Output HP	3.85	23A07H56	23A07H14	23A07H18	HOLLOW
		Output OHL (lbs.)	1520	23A07HA56	23A07HA14	23A07HA18	HOLLOW ALT.
		Mechanical Input HP	3.42	23A10L56	23A10L14	23A10L18	L
10	175	Thermal Input HP	4.40	23A10R56	23A10R14	23A10R18	R
		Output Torque (lb. in.)	1106	23A10LR56	23A10LR14	23A10LR18	LR
		Mechanical Output HP	3.07	23A10H56	23A10H14	23A10H18	HOLLOW
		Output OHL (lbs.)	1610	23A10HA56	23A10HA14	23A10HA18	HOLLOW ALT.
		Mechanical Input HP	2.91	23A12L56	23A12L14	23A12L18	L
12.7	138	Thermal Input HP	3.78	23A12R56	23A12R14	23A12R18	R
		Output Torque (lb. in.)	1170	23A12LR56	23A12LR14	23A12LR18	LR
		Mechanical Output HP	2.56	23A12H56	23A12H14	23A12H18	HOLLOW
		Output OHL (lbs.)	1610	23A12HA56	23A12HA14	23A12HA18	HOLLOW ALT.
		Mechanical Input HP	2.57	23A15L56	23A15L14	-	L
Thermal Input HP	3.30	23A15R56	23A15R14	R			
Output Torque (lb. in.)	1199	23A15LR56	23A15LR14	LR			
Mechanical Output HP	2.22	23A15H56	23A15H14	HOLLOW			
Output OHL (lbs.)	1610	23A15HA56	23A15HA14	HOLLOW ALT.			
20	88	Mechanical Input HP	2.00	23A20L56	23A20L14	-	L
		Thermal Input HP	2.62	23A20R56	23A20R14		R
		Output Torque (lb. in.)	1178	23A20LR56	23A20LR14		LR
		Mechanical Output HP	1.64	23A20H56	23A20H14		HOLLOW
		Output OHL (lbs.)	1610	23A20HA56	23A20HA14		HOLLOW ALT.
25	70	Mechanical Input HP	1.65	23A25L56	23A25L14	-	L
		Thermal Input HP	2.16	23A25R56	23A25R14		R
		Output Torque (lb. in.)	1184	23A25LR56	23A25LR14		LR
		Mechanical Output HP	1.32	23A25H56	23A25H14		HOLLOW
		Output OHL (lbs.)	1610	23A25HA56	23A25HA14		HOLLOW ALT.
30	58	Mechanical Input HP	1.42	23A30L56	23A30L14	-	L
		Thermal Input HP	2.06	23A30R56	23A30R14		R
		Output Torque (lb. in.)	1201	23A30LR56	23A30LR14		LR
		Mechanical Output HP	1.11	23A30H56	23A30H14		HOLLOW
		Output OHL (lbs.)	1610	23A30HA56	23A30HA14		HOLLOW ALT.
40	44	Mechanical Input HP	1.11	23A40L56	23A40L14	-	L
		Thermal Input HP	1.73	23A40R56	23A40R14		R
		Output Torque (lb. in.)	1193	23A40LR56	23A40LR14		LR
		Mechanical Output HP	0.83	23A40H56	23A40H14		HOLLOW
		Output OHL (lbs.)	1610	23A40HA56	23A40HA14		HOLLOW ALT.
50	35	Mechanical Input HP	0.95	23A50L56	-	-	L
		Thermal Input HP	1.42	23A50R56			R
		Output Torque (lb. in.)	1182	23A50LR56			LR
		Mechanical Output HP	0.66	23A50H56			HOLLOW
		Output OHL (lbs.)	1610	23A50HA56			HOLLOW ALT.
60	29	Mechanical Input HP	0.80	23A60L56	-	-	L
		Thermal Input HP	1.24	23A60R56			R
		Output Torque (lb. in.)	1111	23A60LR56			LR
		Mechanical Output HP	0.51	23A60H56			HOLLOW
		Output OHL (lbs.)	1610	23A60HA56			HOLLOW ALT.

Note: Reducers are shipped without a mounting base. Order bolt-on base kit 23BASE if required.

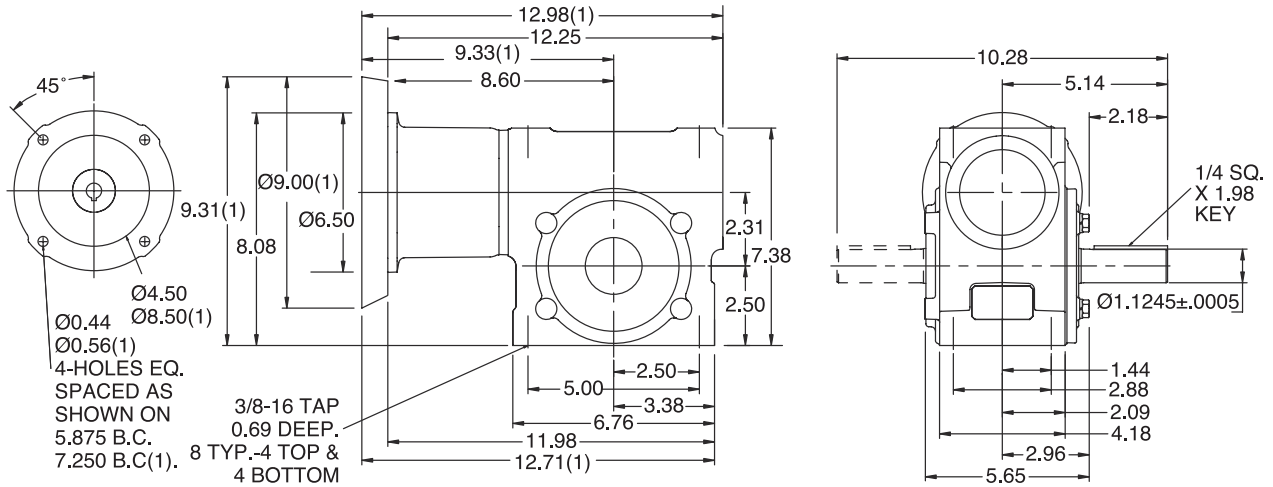
FEATURES/BENEFITS PAGE 2	SPECIFICATION PAGE 8	HOW TO ORDER/NOMENCLATURE PAGE 9	WASHDOWN PRODUCT PAGE 80
-----------------------------	-------------------------	-------------------------------------	-----------------------------



RATINGS/DIMENSIONS

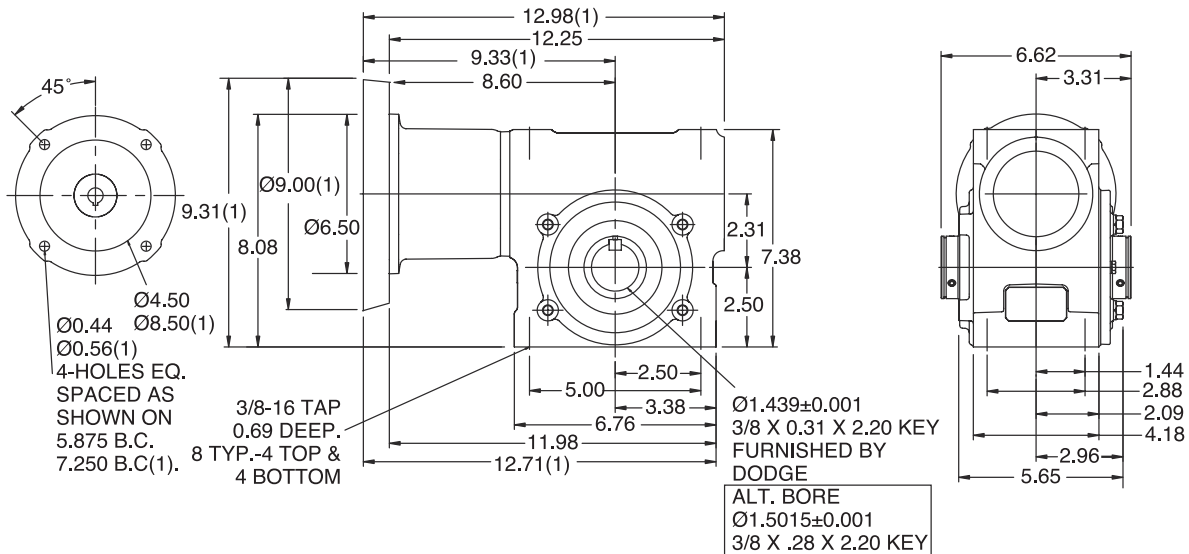
Tigear-2 Reducers With 3-Piece Coupled Input - Size 23

SOLID OUTPUT

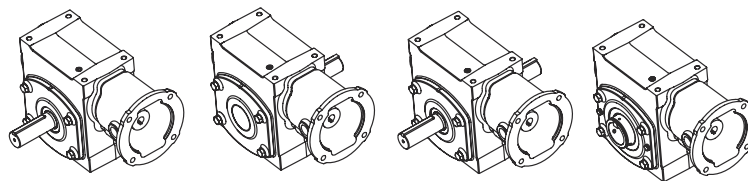


(1) DIMENSIONS APPLY TO 180 FRAME MOTOR ADAPTER

HOLLOW OUTPUT



OUTPUT SHAFT CONFIGURATIONS



L

R

LR

H or HA



RATINGS/DIMENSIONS

Tigear-2 Reducers With Quill Input - Size 26

Ratio	Output RPM	Rating Data		Part Number			Shaft Position
		1750 Input RPM		56C	140TC	180TC	
5	350	Mechanical Input HP	7.37	-	26Q05L14	26Q05L18	L
		Thermal Input HP	8.79		26Q05R14	26Q05R18	R
		Output Torque (lb. in.)	1247		26Q05LR14	26Q05LR18	LR
		Mechanical Output HP	6.93		26Q05H14	26Q05H18	HOLLOW
		Output OHL (lbs.)	1330		26Q05HA14	26Q05HA18	HOLLOW ALT.
6.5	269	Available Upon Request	-	-	-	-	-
7.5	233	Mechanical Input HP	5.92	26Q07L56	26Q07L14	26Q07L18	L
		Thermal Input HP	6.89	26Q07R56	26Q07R14	26Q07R18	R
		Output Torque (lb. in.)	1458	26Q07LR56	26Q07LR14	26Q07LR18	LR
		Mechanical Output HP	5.47	26Q07H56	26Q07H14	26Q07H18	HOLLOW
		Output OHL (lbs.)	1520	26Q07HA56	26Q07HA14	26Q07HA18	HOLLOW ALT.
10	175	Mechanical Input HP	4.83	26Q10L56	26Q10L14	26Q10L18	L
		Thermal Input HP	5.61	26Q10R56	26Q10R14	26Q10R18	R
		Output Torque (lb. in.)	1576	26Q10LR56	26Q10LR14	26Q10LR18	LR
		Mechanical Output HP	4.37	26Q10H56	26Q10H14	26Q10H18	HOLLOW
		Output OHL (lbs.)	1610	26Q10HA56	26Q10HA14	26Q10HA18	HOLLOW ALT.
12.7	138	Mechanical Input HP	4.08	26Q12L56	26Q12L14	26Q12L18	L
		Thermal Input HP	4.72	26Q12R56	26Q12R14	26Q12R18	R
		Output Torque (lb. in.)	1654	26Q12LR56	26Q12LR14	26Q12LR18	LR
		Mechanical Output HP	3.63	26Q12H56	26Q12H14	26Q12H18	HOLLOW
		Output OHL (lbs.)	1610	26Q12HA56	26Q12HA14	26Q12HA18	HOLLOW ALT.
15	117	Mechanical Input HP	3.62	26Q15L56	26Q15L14	26Q15L18	L
		Thermal Input HP	4.15	26Q15R56	26Q15R14	26Q15R18	R
		Output Torque (lb. in.)	1708	26Q15LR56	26Q15LR14	26Q15LR18	LR
		Mechanical Output HP	3.16	26Q15H56	26Q15H14	26Q15H18	HOLLOW
		Output OHL (lbs.)	1610	26Q15HA56	26Q15HA14	26Q15HA18	HOLLOW ALT.
18	97	Mechanical Input HP	3.05	26Q18L56	26Q18L14	26Q18L18	L
		Thermal Input HP	3.73	26Q18R56	26Q18R14	26Q18R18	R
		Output Torque (lb. in.)	1708	26Q18LR56	26Q18LR14	26Q18LR18	LR
		Mechanical Output HP	2.63	26Q18H56	26Q18H14	26Q18H18	HOLLOW
		Output OHL (lbs.)	1610	26Q18HA56	26Q18HA14	26Q18HA18	HOLLOW ALT.
20	88	Mechanical Input HP	2.71	26Q20L56	26Q20L14	-	L
		Thermal Input HP	3.71	26Q20R56	26Q20R14		R
		Output Torque (lb. in.)	1673	26Q20LR56	26Q20LR14		LR
		Mechanical Output HP	2.32	26Q20H56	26Q20H14		HOLLOW
		Output OHL (lbs.)	1610	26Q20HA56	26Q20HA14		HOLLOW ALT.
25	70	Mechanical Input HP	2.26	26Q25L56	26Q25L14	-	L
		Thermal Input HP	3.00	26Q25R56	26Q25R14		R
		Output Torque (lb. in.)	1677	26Q25LR56	26Q25LR14		LR
		Mechanical Output HP	1.86	26Q25H56	26Q25H14		HOLLOW
		Output OHL (lbs.)	1610	26Q25HA56	26Q25HA14		HOLLOW ALT.
30	58	Mechanical Input HP	2.00	26Q30L56	26Q30L14	-	L
		Thermal Input HP	2.79	26Q30R56	26Q30R14		R
		Output Torque (lb. in.)	1705	26Q30LR56	26Q30LR14		LR
		Mechanical Output HP	1.58	26Q30H56	26Q30H14		HOLLOW
		Output OHL (lbs.)	1610	26Q30HA56	26Q30HA14		HOLLOW ALT.
40	44	Mechanical Input HP	1.55	26Q40L56	26Q40L14	-	L
		Thermal Input HP	2.14	26Q40R56	26Q40R14		R
		Output Torque (lb. in.)	1685	26Q40LR56	26Q40LR14		LR
		Mechanical Output HP	1.17	26Q40H56	26Q40H14		HOLLOW
		Output OHL (lbs.)	1610	26Q40HA56	26Q40HA14		HOLLOW ALT.
50	35	Mechanical Input HP	1.32	26Q50L56	26Q50L14	-	L
		Thermal Input HP	1.76	26Q50R56	26Q50R14		R
		Output Torque (lb. in.)	1662	26Q50LR56	26Q50LR14		LR
		Mechanical Output HP	0.92	26Q50H56	26Q50H14		HOLLOW
		Output OHL (lbs.)	1610	26Q50HA56	26Q50HA14		HOLLOW ALT.
60	29	Mechanical Input HP	1.08	26Q60L56	26Q60L14	-	L
		Thermal Input HP	1.57	26Q60R56	26Q60R14		R
		Output Torque (lb. in.)	1547	26Q60LR56	26Q60LR14		LR
		Mechanical Output HP	0.72	26Q60H56	26Q60H14		HOLLOW
		Output OHL (lbs.)	1610	26Q60HA56	26Q60HA14		HOLLOW ALT.
80	22	Available Upon Request	-	-	-	-	-

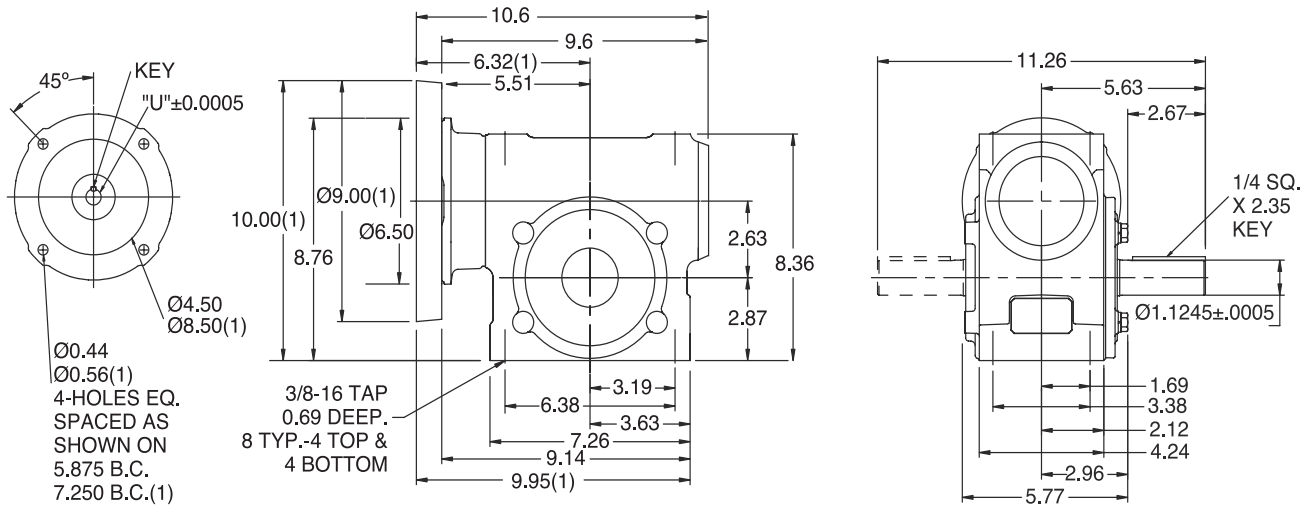
Note: Reducers are shipped without a mounting base. Order bolt-on base kit **26BASE** if required.



RATINGS/DIMENSIONS

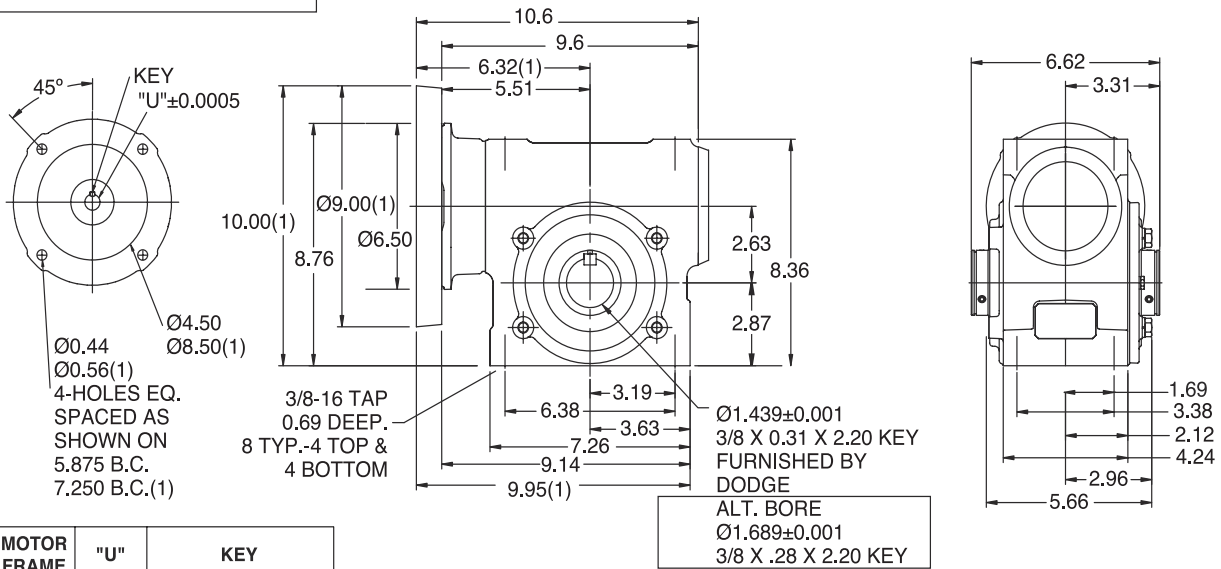
Tigear-2 Reducers With Quill Input - Size 26

SOLID OUTPUT

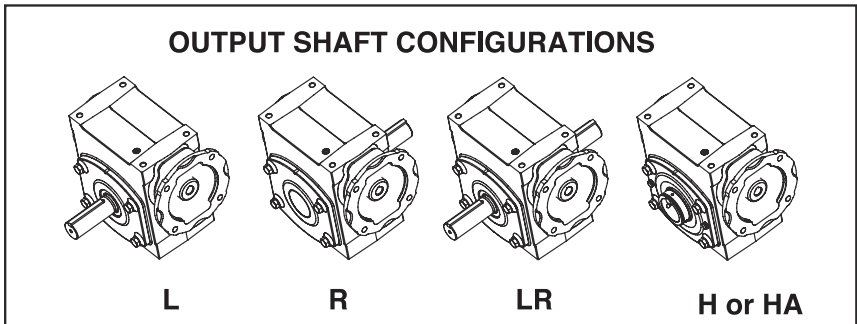


(1) DIMENSIONS APPLY TO 180 FRAME MOTOR ADAPTER

HOLLOW OUTPUT



MOTOR FRAME	"U"	KEY
48Y 56C	.626	3/16 SQ. x 1.50 KEY
140TC 160ATC	.876	3/16 SQ x 1.50 KEY
180TC 180ATC	1.126	1/4 SQ x 2.00 KEY



Features / Benefits
Specification / How to Order / Nomenclature
Selection Procedures / HP & S.F.
Ratings / Dimensions
Washdown E-Z Kleen
Washdown Ultra Kleen
Ultra Kleen Dimensions



RATINGS/DIMENSIONS

Tigear-2 Reducers With Separate Input - Size 26

Ratio	Output RPM	Rating Data 1750 Input RPM		Separate Reducer	Shaft Position	Optional Motor Adapter Kit			
						56C	140TC	180TC	
5	350	Mechanical Input HP	7.37	26S05L	L	-	2330MTR14	2330MTR18	
		Thermal Input HP	8.79	26S05R	R				
		Output Torque (lb. in.)	1247	26S05LR	LR				
		Mechanical Output HP	6.93	26S05H	HOLLOW				
		Output OHL (lbs.)	1330	26S05HA	HOLLOW ALT.				
6.5	269	Available Upon Request	-	-	-	-	-	-	
7.5	233	Mechanical Input HP	5.92	26S07L	L	2330MTR56	2330MTR14	2330MTR18	
		Thermal Input HP	6.89	26S07R	R				
		Output Torque (lb. in.)	1458	26S07LR	LR				
		Mechanical Output HP	5.47	26S07H	HOLLOW				
		Output OHL (lbs.)	1520	26S07HA	HOLLOW ALT.				
10	175	Mechanical Input HP	4.83	26S10L	L	2330MTR56	2330MTR14	2330MTR18	
		Thermal Input HP	5.61	26S10R	R				
		Output Torque (lb. in.)	1576	26S10LR	LR				
		Mechanical Output HP	4.37	26S10H	HOLLOW				
		Output OHL (lbs.)	1610	26S10HA	HOLLOW ALT.				
12.7	138	Mechanical Input HP	4.08	26S12L	L	2330MTR56	2330MTR14	2330MTR18	
		Thermal Input HP	4.72	26S12R	R				
		Output Torque (lb. in.)	1654	26S12LR	LR				
		Mechanical Output HP	3.63	26S12H	HOLLOW				
		Output OHL (lbs.)	1610	26S12HA	HOLLOW ALT.				
15	117	Mechanical Input HP	3.62	26S15L	L	2330MTR56	2330MTR14	2330MTR18	
		Thermal Input HP	4.15	26S15R	R				
		Output Torque (lb. in.)	1708	26S15LR	LR				
		Mechanical Output HP	3.16	26S15H	HOLLOW				
		Output OHL (lbs.)	1610	26S15HA	HOLLOW ALT.				
18	97	Mechanical Input HP	3.05	26S18L	L	2330MTR56	2330MTR14	-	
		Thermal Input HP	3.73	26S18R	R				
		Output Torque (lb. in.)	1708	26S18LR	LR				
		Mechanical Output HP	2.63	26S18H	HOLLOW				
		Output OHL (lbs.)	1610	26S18HA	HOLLOW ALT.				
20	88	Mechanical Input HP	2.71	26S20L	L	2330MTR56	2330MTR14	-	
		Thermal Input HP	3.71	26S20R	R				
		Output Torque (lb. in.)	1673	26S20LR	LR				
		Mechanical Output HP	2.32	26S20H	HOLLOW				
		Output OHL (lbs.)	1610	26S20HA	HOLLOW ALT.				
25	70	Mechanical Input HP	2.26	26S25L	L	2330MTR56	2330MTR14	-	
		Thermal Input HP	3.00	26S25R	R				
		Output Torque (lb. in.)	1677	26S25LR	LR				
		Mechanical Output HP	1.86	26S25H	HOLLOW				
		Output OHL (lbs.)	1610	26S25HA	HOLLOW ALT.				
30	58	Mechanical Input HP	2.00	26S30L	L	2330MTR56	2330MTR14	-	
		Thermal Input HP	2.79	26S30R	R				
		Output Torque (lb. in.)	1705	26S30LR	LR				
		Mechanical Output HP	1.58	26S30H	HOLLOW				
		Output OHL (lbs.)	1610	26S30HA	HOLLOW ALT.				
40	44	Mechanical Input HP	1.55	26S40L	L	2330MTR56	2330MTR14	-	
		Thermal Input HP	2.14	26S40R	R				
		Output Torque (lb. in.)	1685	26S40LR	LR				
		Mechanical Output HP	1.17	26S40H	HOLLOW				
		Output OHL (lbs.)	1610	26S40HA	HOLLOW ALT.				
50	35	Mechanical Input HP	1.32	26S50L	L	2330MTR56	2330MTR14	-	
		Thermal Input HP	1.76	26S50R	R				
		Output Torque (lb. in.)	1662	26S50LR	LR				
		Mechanical Output HP	0.92	26S50H	HOLLOW				
		Output OHL (lbs.)	1610	26S50HA	HOLLOW ALT.				
60	29	Mechanical Input HP	1.08	26S60L	L	2330MTR56	2330MTR14	-	
		Thermal Input HP	1.57	26S60R	R				
		Output Torque (lb. in.)	1547	26S60LR	LR				
		Mechanical Output HP	0.72	26S60H	HOLLOW				
		Output OHL (lbs.)	1610	26S60HA	HOLLOW ALT.				
80	22	Available Upon Request	-	-	-	-	-	-	
All Ratios		Input OHL (lbs)	250	One diameter from seal surface					

Note: Tigear-2 separate reducers cannot be used with the old adaptable Tigear motor adapter kits.

FEATURES/BENEFITS PAGE 2	SPECIFICATION PAGE 8	HOW TO ORDER/NOMENCLATURE PAGE 9	WASHDOWN PRODUCT PAGE 80
-----------------------------	-------------------------	-------------------------------------	-----------------------------

Features / Benefits

Specification / How to Order / Nomenclature

Selection Procedures / HP & S.F.

Ratings / Dimensions

Washdown E-Z Klean

Washdown Ultra Klean

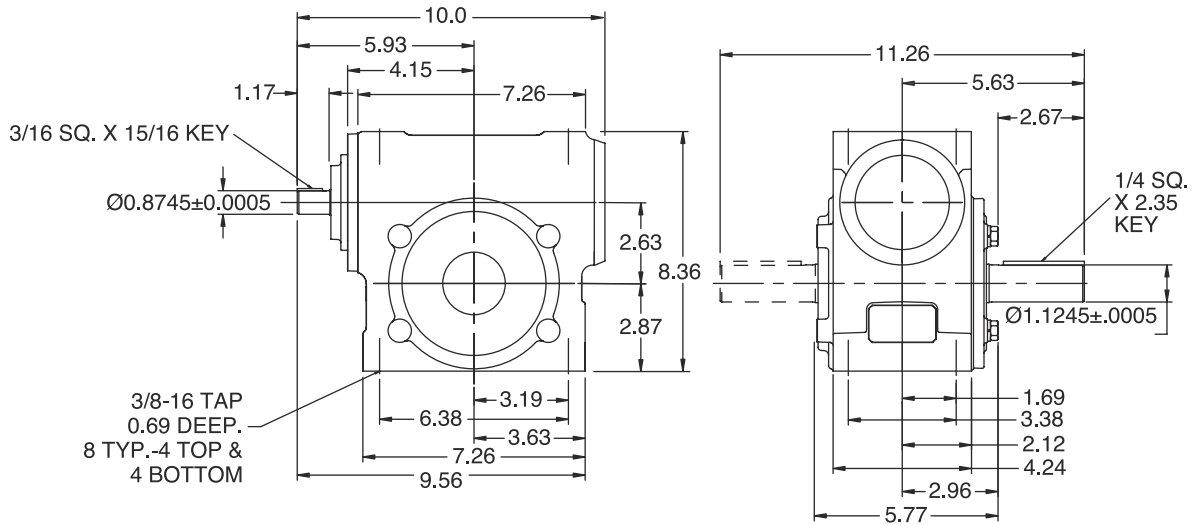
Ultra Klean Dimensions



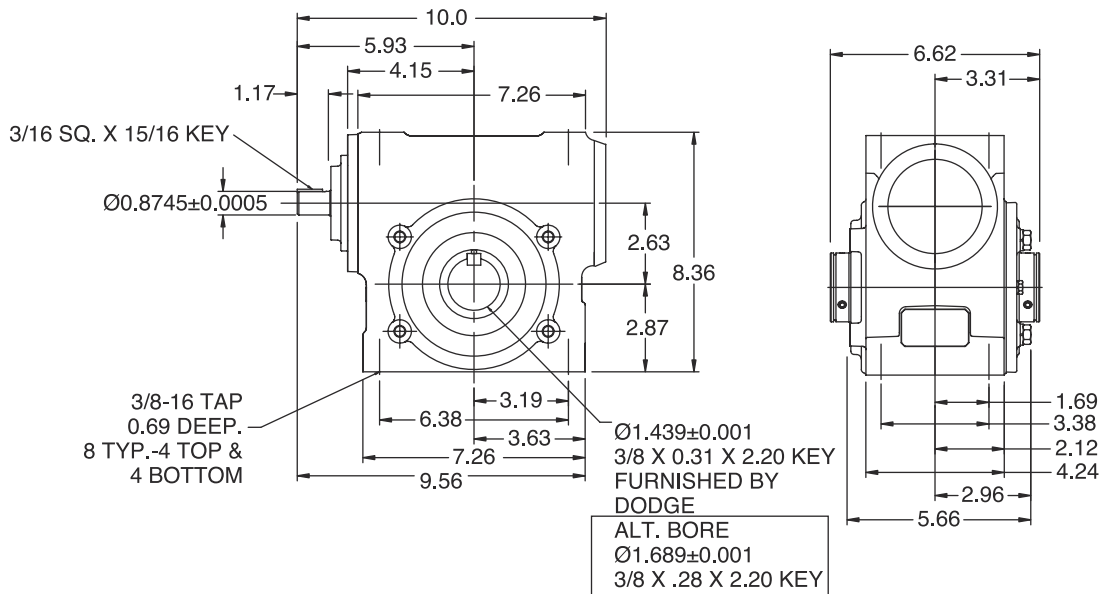
RATINGS/DIMENSIONS

Tigear-2 Reducers With Separate Input - Size 26

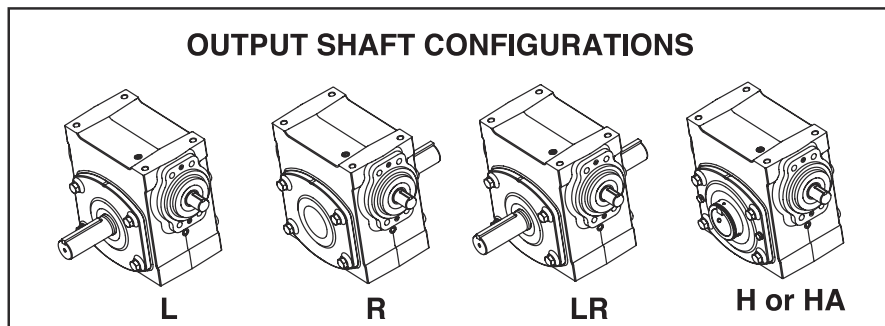
SOLID OUTPUT



HOLLOW OUTPUT



OUTPUT SHAFT CONFIGURATIONS





RATINGS/DIMENSIONS

Tigear-2 Reducers With 3-Piece Coupled Input - Size 26

3-piece coupled units include a separate reducer, 3-piece coupling and motor adapter housing assembled together. These assemblies are normally "made to order" with a 5 day standard lead time.

Ratio	Output RPM	Rating Data 1750 Input RPM		Part Number			Shaft Position
				56C	140TC	180TC	
5	350	Mechanical Input HP	7.37	-	26A05L14	26A05L18	L
		Thermal Input HP	8.79		26A05R14	26A05R18	R
		Output Torque (lb. in.)	1247		26A05LR14	26A05LR18	LR
		Mechanical Output HP	6.93		26A05H14	26A05H18	HOLLOW
		Output OHL (lbs.)	1330		26A05HA14	26A05HA18	HOLLOW ALT.
6.5	269	Available Upon Request	-	-	-	-	-
7.5	233	Mechanical Input HP	5.92	26A07L56	26A07L14	26A07L18	L
		Thermal Input HP	6.89	26A07R56	26A07R14	26A07R18	R
		Output Torque (lb. in.)	1458	26A07LR56	26A07LR14	26A07LR18	LR
		Mechanical Output HP	5.47	26A07H56	26A07H14	26A07H18	HOLLOW
		Output OHL (lbs.)	1520	26A07HA56	26A07HA14	26A07HA18	HOLLOW ALT.
10	175	Mechanical Input HP	4.83	26A10L56	26A10L14	26A10L18	L
		Thermal Input HP	5.61	26A10R56	26A10R14	26A10R18	R
		Output Torque (lb. in.)	1576	26A10LR56	26A10LR14	26A10LR18	LR
		Mechanical Output HP	4.37	26A10H56	26A10H14	26A10H18	HOLLOW
		Output OHL (lbs.)	1610	26A10HA56	26A10HA14	26A10HA18	HOLLOW ALT.
12.7	138	Mechanical Input HP	4.08	26A12L56	26A12L14	26A12L18	L
		Thermal Input HP	4.72	26A12R56	26A12R14	26A12R18	R
		Output Torque (lb. in.)	1654	26A12LR56	26A12LR14	26A12LR18	LR
		Mechanical Output HP	3.63	26A12H56	26A12H14	26A12H18	HOLLOW
		Output OHL (lbs.)	1610	26A12HA56	26A12HA14	26A12HA18	HOLLOW ALT.
15	117	Mechanical Input HP	3.62	26A15L56	26A15L14	26A15L18	L
		Thermal Input HP	4.15	26A15R56	26A15R14	26A15R18	R
		Output Torque (lb. in.)	1708	26A15LR56	26A15LR14	26A15LR18	LR
		Mechanical Output HP	3.16	26A15H56	26A15H14	26A15H18	HOLLOW
		Output OHL (lbs.)	1610	26A15HA56	26A15HA14	26A15HA18	HOLLOW ALT.
18	97	Mechanical Input HP	3.05	26A18L56	26A18L14	26A18L18	L
		Thermal Input HP	3.73	26A18R56	26A18R14	26A18R18	R
		Output Torque (lb. in.)	1708	26A18LR56	26A18LR14	26A18LR18	LR
		Mechanical Output HP	2.63	26A18H56	26A18H14	26A18H18	HOLLOW
		Output OHL (lbs.)	1610	26A18HA56	26A18HA14	26A18HA18	HOLLOW ALT.
20	88	Mechanical Input HP	2.71	26A20L56	26A20L14	-	L
		Thermal Input HP	3.71	26A20R56	26A20R14		R
		Output Torque (lb. in.)	1673	26A20LR56	26A20LR14		LR
		Mechanical Output HP	2.32	26A20H56	26A20H14		HOLLOW
		Output OHL (lbs.)	1610	26A20HA56	26A20HA14		HOLLOW ALT.
25	70	Mechanical Input HP	2.26	26A25L56	26A25L14	-	L
		Thermal Input HP	3.00	26A25R56	26A25R14		R
		Output Torque (lb. in.)	1677	26A25LR56	26A25LR14		LR
		Mechanical Output HP	1.86	26A25H56	26A25H14		HOLLOW
		Output OHL (lbs.)	1610	26A25HA56	26A25HA14		HOLLOW ALT.
30	58	Mechanical Input HP	2.00	26A30L56	26A30L14	-	L
		Thermal Input HP	2.79	26A30R56	26A30R14		R
		Output Torque (lb. in.)	1705	26A30LR56	26A30LR14		LR
		Mechanical Output HP	1.58	26A30H56	26A30H14		HOLLOW
		Output OHL (lbs.)	1610	26A30HA56	26A30HA14		HOLLOW ALT.
40	44	Mechanical Input HP	1.55	26A40L56	26A40L14	-	L
		Thermal Input HP	2.14	26A40R56	26A40R14		R
		Output Torque (lb. in.)	1685	26A40LR56	26A40LR14		LR
		Mechanical Output HP	1.17	26A40H56	26A40H14		HOLLOW
		Output OHL (lbs.)	1610	26A40HA56	26A40HA14		HOLLOW ALT.
50	35	Mechanical Input HP	1.32	26A50L56	26A50L14	-	L
		Thermal Input HP	1.76	26A50R56	26A50R14		R
		Output Torque (lb. in.)	1662	26A50LR56	26A50LR14		LR
		Mechanical Output HP	0.92	26A50H56	26A50H14		HOLLOW
		Output OHL (lbs.)	1610	26A50HA56	26A50HA14		HOLLOW ALT.
60	29	Mechanical Input HP	1.08	26A60L56	26A60L14	-	L
		Thermal Input HP	1.57	26A60R56	26A60R14		R
		Output Torque (lb. in.)	1547	26A60LR56	26A60LR14		LR
		Mechanical Output HP	0.72	26A60H56	26A60H14		HOLLOW
		Output OHL (lbs.)	1610	26A60HA56	26A60HA14		HOLLOW ALT.
80	22	Available Upon Request	-	-	-	-	-

Note: Reducers are shipped without a mounting base. Order bolt-on base kit 26BASE if required.

FEATURES/BENEFITS PAGE 2	SPECIFICATION PAGE 8	HOW TO ORDER/NOMENCLATURE PAGE 9	WASHDOWN PRODUCT PAGE 80
-----------------------------	-------------------------	-------------------------------------	-----------------------------

Features / Benefits

Specification / How to Order / Nomenclature

Selection Procedures / HP & S.F.

Ratings / Dimensions

Washdown E-Z Klean

Washdown Ultra Klean

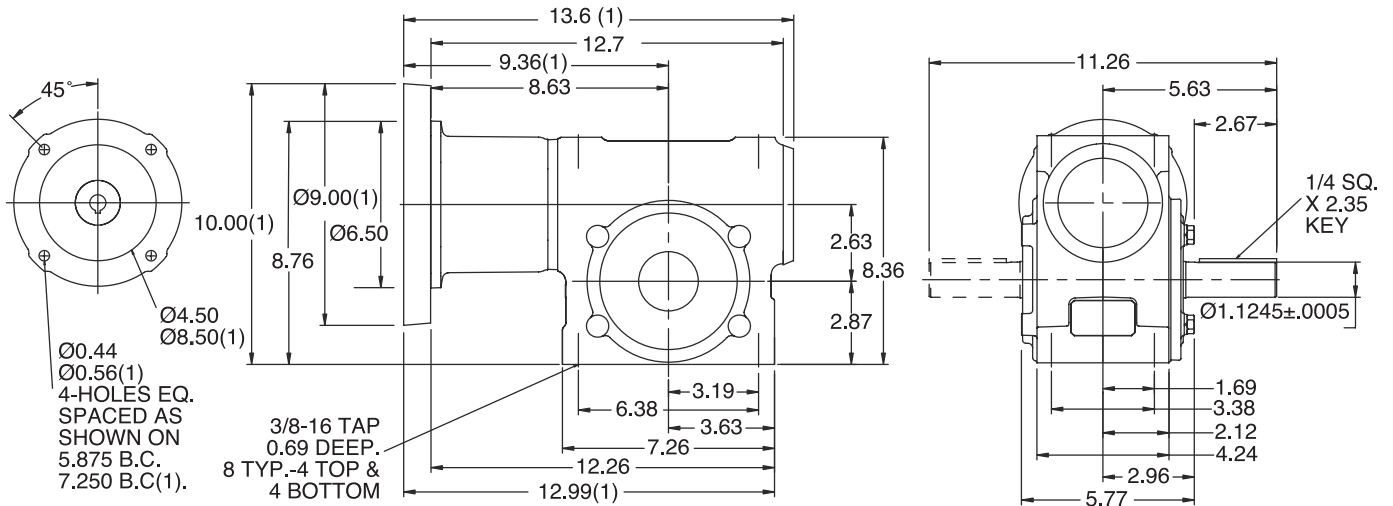
Ultra Klean Dimensions



RATINGS/DIMENSIONS

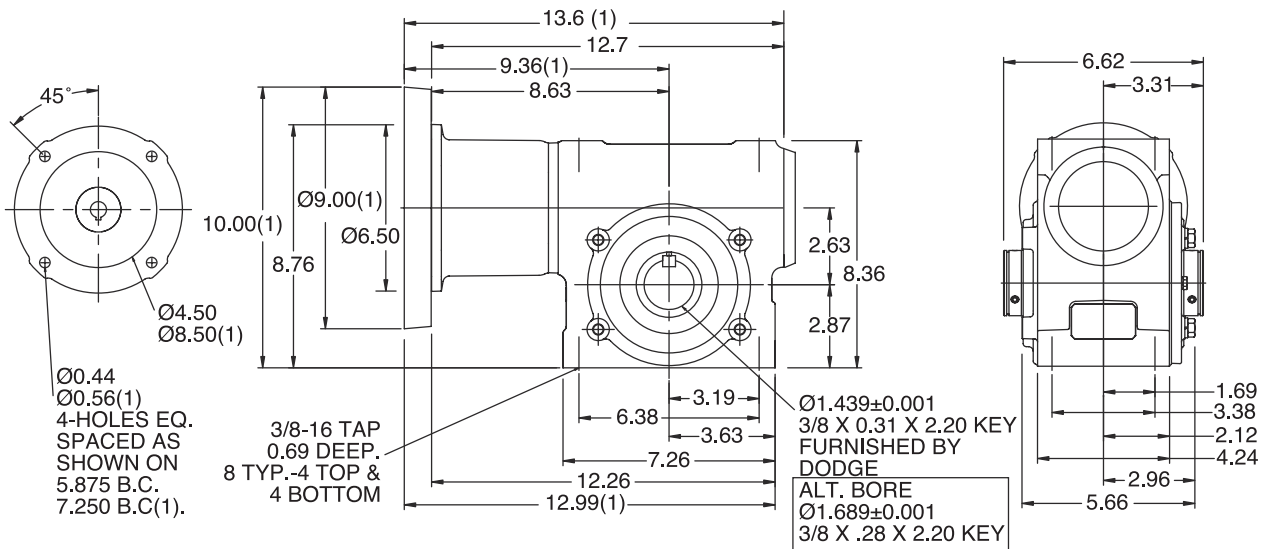
Tigear-2 Reducers With 3-Piece Coupled Input - Size 26

SOLID OUTPUT

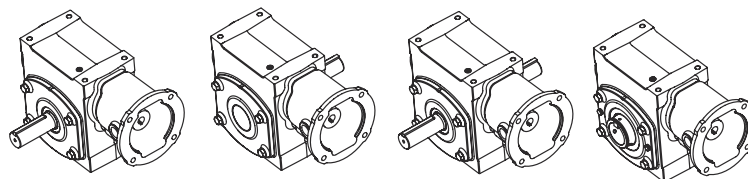


(1) DIMENSIONS APPLY TO
180 FRAME MOTOR ADAPTER

HOLLOW OUTPUT



OUTPUT SHAFT CONFIGURATIONS



L

R

LR

H or HA



RATINGS/DIMENSIONS

Tigear-2 Reducers With Quill Input - Size 30

Ratio	Output RPM	Rating Data 1750 Input RPM		Part Number			Shaft Position
				56C	140TC	180TC	
5	350	Mechanical Input HP	10.84	-	30Q05L14	30Q05L18	L
		Thermal Input HP	12.53		30Q05R14	30Q05R18	R
		Output Torque (lb. in.)	1849		30Q05LR14	30Q05LR18	LR
		Mechanical Output HP	10.27		30Q05H14	30Q05H18	HOLLOW
		Output OHL (lbs.)	1330		-	-	-
6.5	269	Available Upon Request	-	-	-	-	-
7.5	233	Mechanical Input HP	8.74	-	30Q07L14	30Q07L18	L
		Thermal Input HP	9.64		30Q07R14	30Q07R18	R
		Output Torque (lb. in.)	2171		30Q07LR14	30Q07LR18	LR
		Mechanical Output HP	8.15		30Q07H14	30Q07H18	HOLLOW
		Output OHL (lbs.)	1540		-	-	-
10	175	Mechanical Input HP	7.11	-	30Q10L14	30Q10L18	L
		Thermal Input HP	7.85		30Q10R14	30Q10R18	R
		Output Torque (lb. in.)	2347		30Q10LR14	30Q10LR18	LR
		Mechanical Output HP	6.52		30Q10H14	30Q10H18	HOLLOW
		Output OHL (lbs.)	1720		-	-	-
15	117	Mechanical Input HP	5.00	-	30Q15L14	30Q15L18	L
		Thermal Input HP	5.72		30Q15R14	30Q15R18	R
		Output Torque (lb. in.)	2371		30Q15LR14	30Q15LR18	LR
		Mechanical Output HP	4.39		30Q15H14	30Q15H18	HOLLOW
		Output OHL (lbs.)	2300		-	-	-
20	88	Mechanical Input HP	3.81	30Q20L56	30Q20L14	30Q20L18	L
		Thermal Input HP	4.52	30Q20R56	30Q20R14	30Q20R18	R
		Output Torque (lb. in.)	2345	30Q20LR56	30Q20LR14	30Q20LR18	LR
		Mechanical Output HP	3.26	30Q20H56	30Q20H14	30Q20H18	HOLLOW
		Output OHL (lbs.)	2300	-	-	-	
25	70	Mechanical Input HP	3.05	30Q25L56	30Q25L14	30Q25L18	L
		Thermal Input HP	3.90	30Q25R56	30Q25R14	30Q25R18	R
		Output Torque (lb. in.)	2284	30Q25LR56	30Q25LR14	30Q25LR18	LR
		Mechanical Output HP	2.54	30Q25H56	30Q25H14	30Q25H18	HOLLOW
		Output OHL (lbs.)	2300	-	-	-	
30	58	Mechanical Input HP	2.75	30Q30L56	30Q30L14	-	L
		Thermal Input HP	3.58	30Q30R56	30Q30R14		R
		Output Torque (lb. in.)	2417	30Q30LR56	30Q30LR14		LR
		Mechanical Output HP	2.24	30Q30H56	30Q30H14		HOLLOW
		Output OHL (lbs.)	2300	-	-		-
40	44	Mechanical Input HP	2.09	30Q40L56	30Q40L14	-	L
		Thermal Input HP	2.87	30Q40R56	30Q40R14		R
		Output Torque (lb. in.)	2324	30Q40LR56	30Q40LR14		LR
		Mechanical Output HP	1.61	30Q40H56	30Q40H14		HOLLOW
		Output OHL (lbs.)	2300	-	-		-
50	35	Mechanical Input HP	1.75	30Q50L56	30Q50L14	-	L
		Thermal Input HP	2.34	30Q50R56	30Q50R14		R
		Output Torque (lb. in.)	2257	30Q50LR56	30Q50LR14		LR
		Mechanical Output HP	1.25	30Q50H56	30Q50H14		HOLLOW
		Output OHL (lbs.)	2300	-	-		-
60	29	Mechanical Input HP	1.50	30Q60L56	30Q60L14	-	L
		Thermal Input HP	2.01	30Q60R56	30Q60R14		R
		Output Torque (lb. in.)	2138	30Q60LR56	30Q60LR14		LR
		Mechanical Output HP	0.99	30Q60H56	30Q60H14		HOLLOW
		Output OHL (lbs.)	2300	-	-		-

Note: Reducers are shipped without a mounting base. Order bolt-on base kit **30BASE** if required.

FEATURES/BENEFITS PAGE 2	SPECIFICATION PAGE 8	HOW TO ORDER/NOMENCLATURE PAGE 9	WASHDOWN PRODUCT PAGE 80
-----------------------------	-------------------------	-------------------------------------	-----------------------------

Features / Benefits

Specification / How to Order / Nomenclature

Selection Procedures / HP & S.F.

Ratings / Dimensions

Washdown E-Z Klean

Washdown Ultra Klean

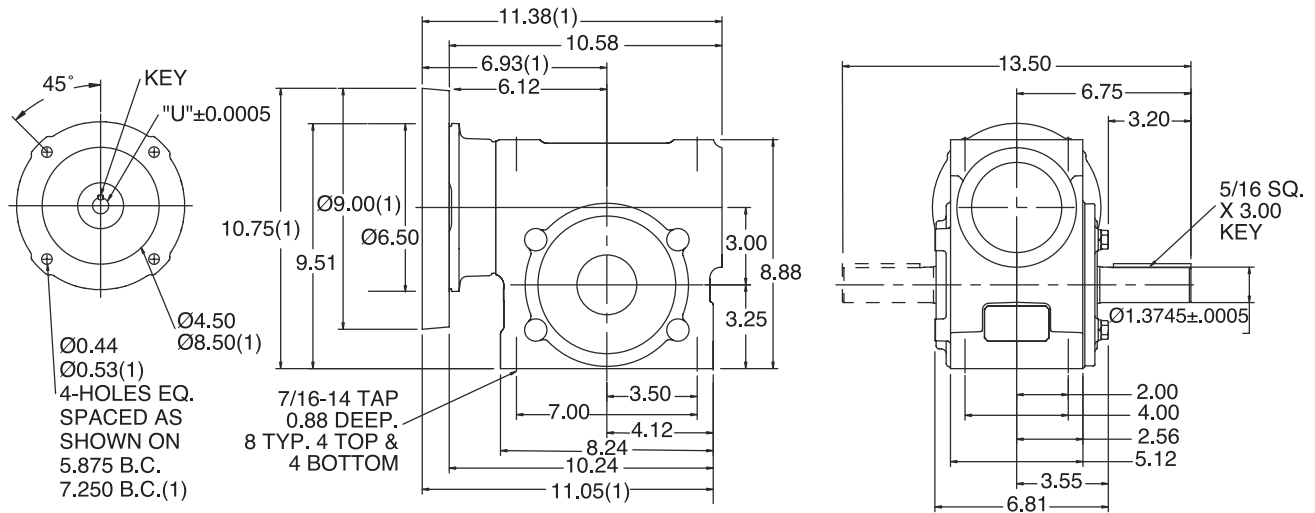
Ultra Klean Dimensions



RATINGS/DIMENSIONS

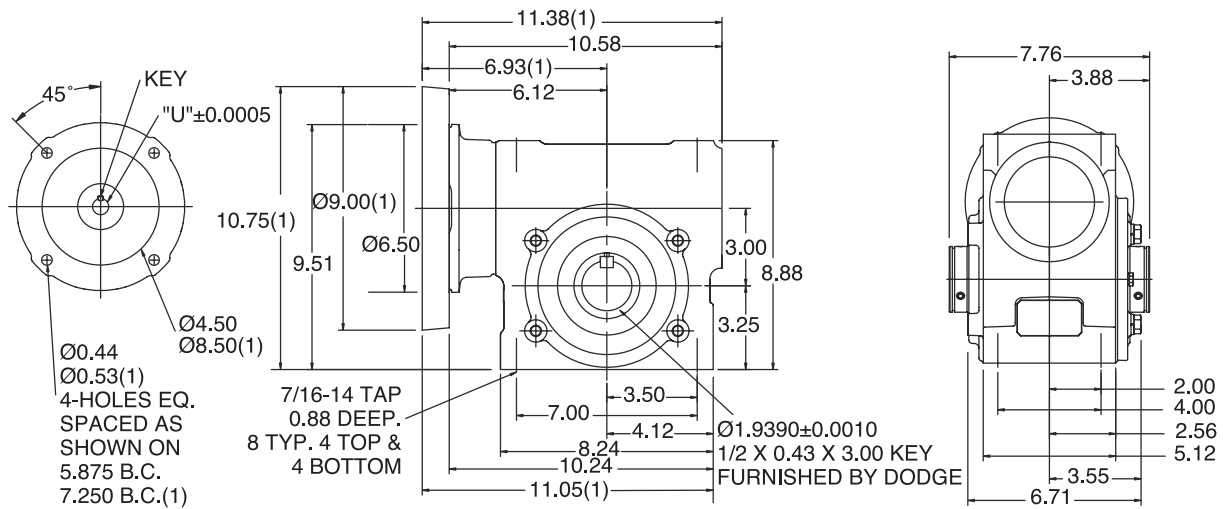
Tigear-2 Reducers With Quill Input - Size 30

SOLID OUTPUT

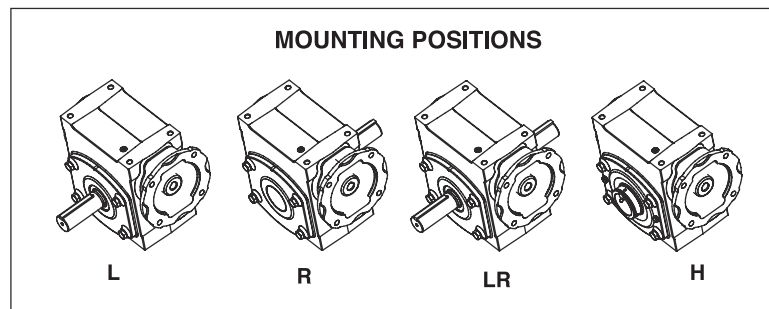


(1) DIMENSIONS APPLY TO 180 FRAME MOTOR ADAPTER

HOLLOW OUTPUT



MOTOR FRAME	"U"	KEY
48Y 56C	.6255	3/16 SQ. x 1.50 KEY
140TC 160ATC	.8755	3/16 SQ. x 1.50 KEY
180TC 180ATC	1.1255	1/4 SQ. x 2.00 KEY





RATINGS/DIMENSIONS

Tigear-2 Reducers With Separate Input - Size 30

Ratio	Output RPM	Rating Data 1750 Input RPM		Separate Reducer	Shaft Position	Optional Motor Adapter Kit		
						56C	140TC	180TC
5	350	Mechanical Input HP	10.84	30S05L	L	-	2330MTR14	2330MTR18
		Thermal Input HP	12.53	30S05R	R			
		Output Torque (lb. in.)	1849	30S05LR	LR			
		Mechanical Output HP	10.27	30S05H	HOLLOW			
		Output OHL (lbs.)	1330	-	-			
6.5	269	Available Upon Request	-	-	-	-	-	
7.5	233	Mechanical Input HP	8.74	30S07L	L	-	2330MTR14	2330MTR18
		Thermal Input HP	9.64	30S07R	R			
		Output Torque (lb. in.)	2171	30S07LR	LR			
		Mechanical Output HP	8.15	30S07H	HOLLOW			
		Output OHL (lbs.)	1540	-	-			
10	175	Mechanical Input HP	7.11	30S10L	L	-	2330MTR14	2330MTR18
		Thermal Input HP	7.85	30S10R	R			
		Output Torque (lb. in.)	2347	30S10LR	LR			
		Mechanical Output HP	6.52	30S10H	HOLLOW			
		Output OHL (lbs.)	1720	-	-			
15	117	Mechanical Input HP	5.00	30S15L	L	-	2330MTR14	2330MTR18
		Thermal Input HP	5.72	30S15R	R			
		Output Torque (lb. in.)	2371	30S15LR	LR			
		Mechanical Output HP	4.39	30S15H	HOLLOW			
		Output OHL (lbs.)	2300	-	-			
20	88	Mechanical Input HP	3.81	30S20L	L	2330MTR56	2330MTR14	2330MTR18
		Thermal Input HP	4.52	30S20R	R			
		Output Torque (lb. in.)	2345	30S20LR	LR			
		Mechanical Output HP	3.26	30S20H	HOLLOW			
		Output OHL (lbs.)	2300	-	-			
25	70	Mechanical Input HP	3.05	30S25L	L	2330MTR56	2330MTR14	2330MTR18
		Thermal Input HP	3.90	30S25R	R			
		Output Torque (lb. in.)	2284	30S25LR	LR			
		Mechanical Output HP	2.54	30S25H	HOLLOW			
		Output OHL (lbs.)	2300	-	-			
30	58	Mechanical Input HP	2.75	30S30L	L	2330MTR56	2330MTR14	-
		Thermal Input HP	3.58	30S30R	R			
		Output Torque (lb. in.)	2417	30S30LR	LR			
		Mechanical Output HP	2.24	30S30H	HOLLOW			
		Output OHL (lbs.)	2300	-	-			
40	44	Mechanical Input HP	2.09	30S40L	L	2330MTR56	2330MTR14	-
		Thermal Input HP	2.87	30S40R	R			
		Output Torque (lb. in.)	2324	30S40LR	LR			
		Mechanical Output HP	1.61	30S40H	HOLLOW			
		Output OHL (lbs.)	2300	-	-			
50	35	Mechanical Input HP	1.75	30S50L	L	2330MTR56	2330MTR14	-
		Thermal Input HP	2.34	30S50R	R			
		Output Torque (lb. in.)	2257	30S50LR	LR			
		Mechanical Output HP	1.25	30S50H	HOLLOW			
		Output OHL (lbs.)	2300	-	-			
60	29	Mechanical Input HP	1.50	30S60L	L	2330MTR56	2330MTR14	-
		Thermal Input HP	2.01	30S60R	R			
		Output Torque (lb. in.)	2138	30S60LR	LR			
		Mechanical Output HP	0.99	30S60H	HOLLOW			
		Output OHL (lbs.)	2300	-	-			
All Ratios		Input OHL (lbs.)	280	One diameter from seal surface				

Note: Tigear-2 separate reducers cannot be used with the old adaptable Tigear motor adapter kits.

FEATURES/BENEFITS PAGE 2	SPECIFICATION PAGE 8	HOW TO ORDER/NOMENCLATURE PAGE 9	WASHDOWN PRODUCT PAGE 80
-----------------------------	-------------------------	-------------------------------------	-----------------------------

Features / Benefits

Specification / How to Order / Nomenclature

Selection Procedures / HP & S.F.

Ratings / Dimensions

Washdown E-Z Kleen

Washdown Ultra Kleen

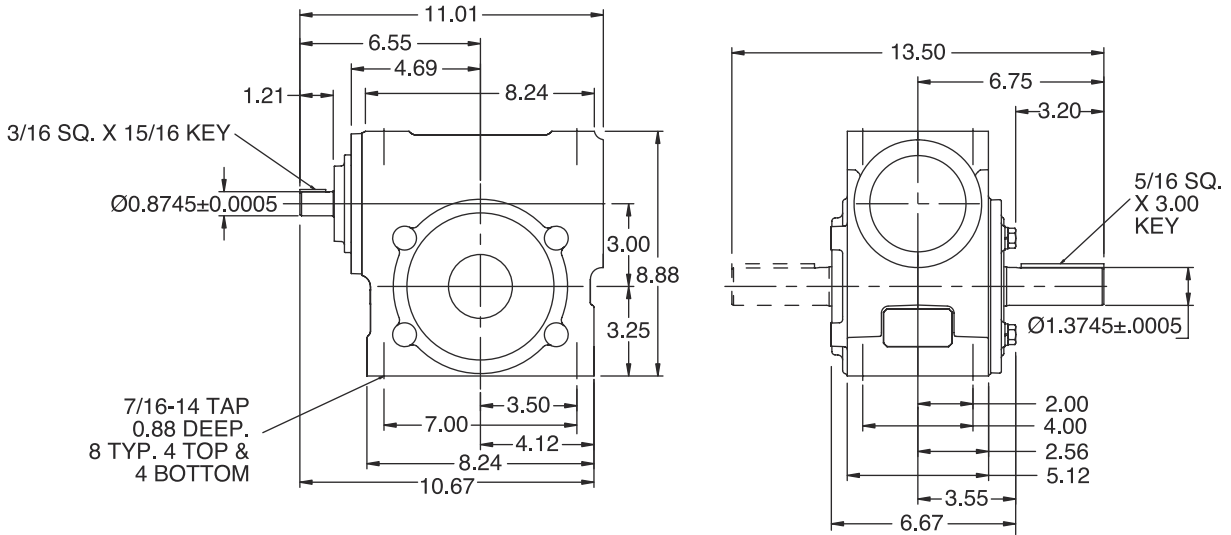
Ultra Kleen Dimensions



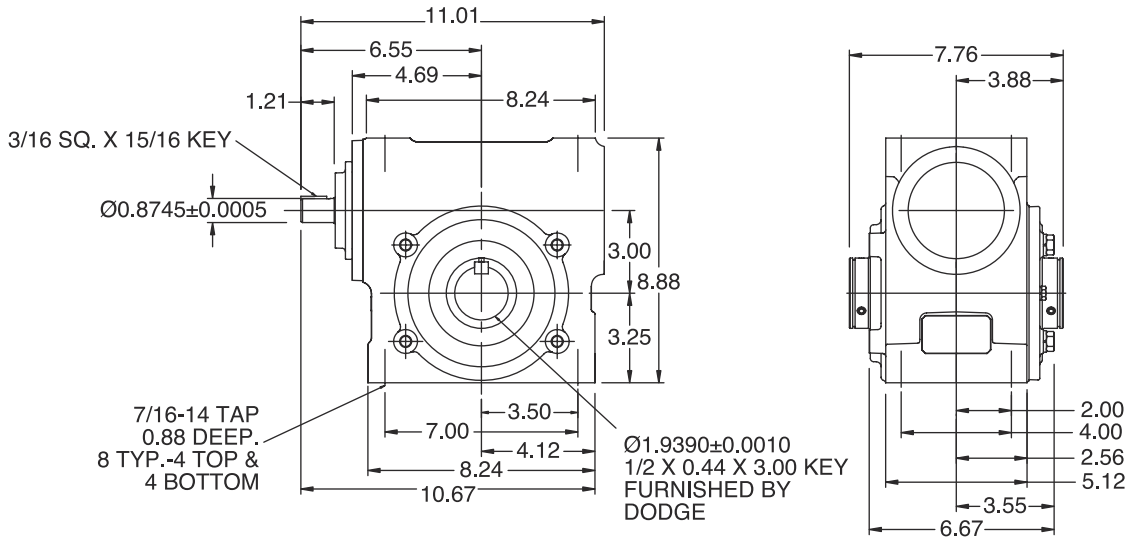
RATINGS/DIMENSIONS

Tigear-2 Reducers With Separate Input - Size 30

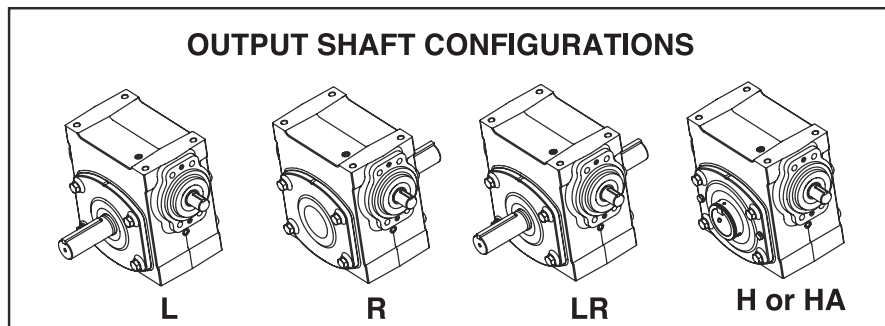
SOLID OUTPUT



HOLLOW OUTPUT



OUTPUT SHAFT CONFIGURATIONS



Features / Benefits

Specification / How to Order / Nomenclature

Selection Procedures / HP & S.F.

Ratings / Dimensions

Washdown E-Z Kleen

Washdown Ultra Kleen

Ultra Kleen Dimensions



RATINGS/DIMENSIONS

Tigear-2 Reducers With 3-Piece Coupled Input - Size 30

3-piece coupled units include a separate reducer, 3-piece coupling and motor adapter housing assembled together. These assemblies are normally "made to order" with a 5 day standard lead time.

Ratio	Output RPM	Rating Data		56C	Part Number			Shaft Position
		1750 Input RPM			140TC	180TC		
5	350	Mechanical Input HP	10.84	-	30A05L14	30A05L18	L	
		Thermal Input HP	12.53		30A05R14	30A05R18	R	
		Output Torque (lb. in.)	1849		30A05LR14	30A05LR18	LR	
		Mechanical Output HP	10.27		30A05H14	30A05H18	HOLLOW	
		Output OHL (lbs.)	1330		-	-	-	
6.5	269	Available Upon Request	-	-	-	-	-	
7.5	233	Mechanical Input HP	8.74	-	30A07L14	30A07L18	L	
		Thermal Input HP	9.64		30A07R14	30A07R18	R	
		Output Torque (lb. in.)	2171		30A07LR14	30A07LR18	LR	
		Mechanical Output HP	8.15		30A07H14	30A07H18	HOLLOW	
		Output OHL (lbs.)	1540		-	-	-	
10	175	Mechanical Input HP	7.11	-	30A10L14	30A10L18	L	
		Thermal Input HP	7.85		30A10R14	30A10R18	R	
		Output Torque (lb. in.)	2347		30A10LR14	30A10LR18	LR	
		Mechanical Output HP	6.52		30A10H14	30A10H18	HOLLOW	
		Output OHL (lbs.)	1720		-	-	-	
15	117	Mechanical Input HP	5.00	-	30A15L14	30A15L18	L	
		Thermal Input HP	5.72		30A15R14	30A15R18	R	
		Output Torque (lb. in.)	2371		30A15LR14	30A15LR18	LR	
		Mechanical Output HP	4.39		30A15H14	30A15H18	HOLLOW	
		Output OHL (lbs.)	2300		-	-	-	
20	88	Mechanical Input HP	3.81	30A20L56	30A20L14	30A20L18	L	
		Thermal Input HP	4.52	30A20R56	30A20R14	30A20R18	R	
		Output Torque (lb. in.)	2345	30A20LR56	30A20LR14	30A20LR18	LR	
		Mechanical Output HP	3.26	30A20H56	30A20H14	30A20H18	HOLLOW	
		Output OHL (lbs.)	2300	-	-	-		
25	70	Mechanical Input HP	3.05	30A25L56	30A25L14	30A25L18	L	
		Thermal Input HP	3.90	30A25R56	30A25R14	30A25R18	R	
		Output Torque (lb. in.)	2284	30A25LR56	30A25LR14	30A25LR18	LR	
		Mechanical Output HP	2.54	30A25H56	30A25H14	30A25H18	HOLLOW	
		Output OHL (lbs.)	2300	-	-	-		
30	58	Mechanical Input HP	2.75	30A30L56	30A30L14	-	L	
		Thermal Input HP	3.58	30A30R56	30A30R14		R	
		Output Torque (lb. in.)	2417	30A30LR56	30A30LR14		LR	
		Mechanical Output HP	2.24	30A30H56	30A30H14		HOLLOW	
		Output OHL (lbs.)	2300	-	-		-	
40	44	Mechanical Input HP	2.09	30A40L56	30A40L14	-	L	
		Thermal Input HP	2.87	30A40R56	30A40R14		R	
		Output Torque (lb. in.)	2324	30A40LR56	30A40LR14		LR	
		Mechanical Output HP	1.61	30A40H56	30A40H14		HOLLOW	
		Output OHL (lbs.)	2300	-	-		-	
50	35	Mechanical Input HP	1.75	30A50L56	30A50L14	-	L	
		Thermal Input HP	2.34	30A50R56	30A50R14		R	
		Output Torque (lb. in.)	2257	30A50LR56	30A50LR14		LR	
		Mechanical Output HP	1.25	30A50H56	30A50H14		HOLLOW	
		Output OHL (lbs.)	2300	-	-		-	
60	29	Mechanical Input HP	1.50	30A60L56	30A60L14	-	L	
		Thermal Input HP	2.01	30A60R56	30A60R14		R	
		Output Torque (lb. in.)	2138	30A60LR56	30A60LR14		LR	
		Mechanical Output HP	0.99	30A60H56	30A60H14		HOLLOW	
		Output OHL (lbs.)	2300	-	-		-	

Note: Reducers are shipped without a mounting base. Order bolt-on base kit 30BASE if required.

FEATURES/BENEFITS PAGE 2	SPECIFICATION PAGE 8	HOW TO ORDER/NOMENCLATURE PAGE 9	WASHDOWN PRODUCT PAGE 80
-----------------------------	-------------------------	-------------------------------------	-----------------------------

Features / Benefits

Specification / How to Order / Nomenclature

Selection Procedures / HP & S.F.

Ratings / Dimensions

Washdown E-Z Klean

Washdown Ultra Klean

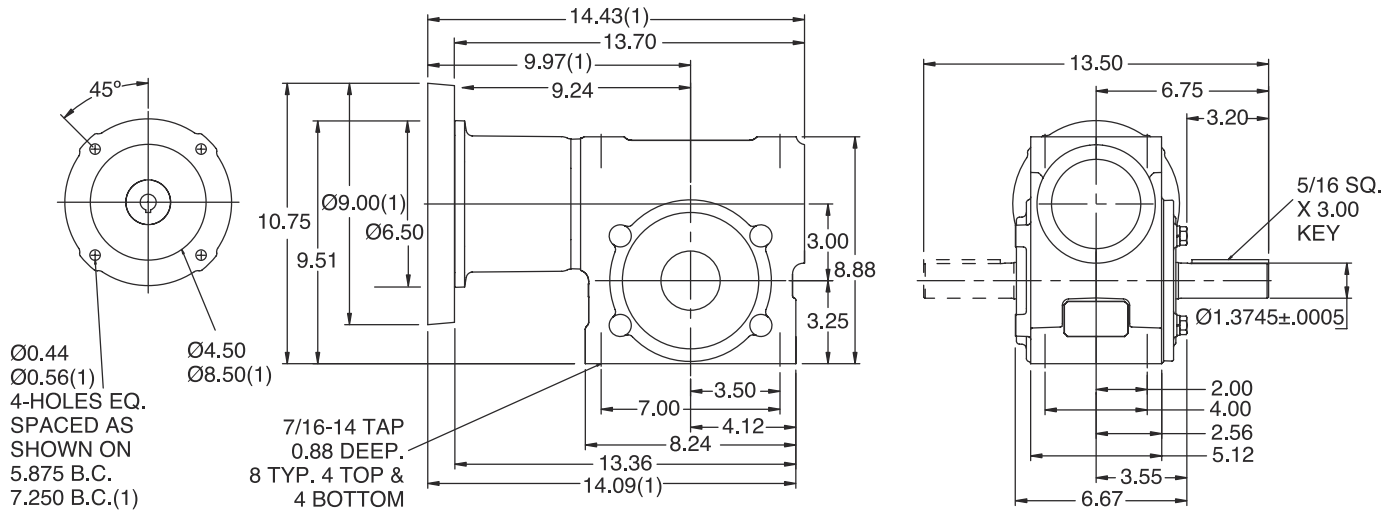
Ultra Klean Dimensions



RATINGS/DIMENSIONS

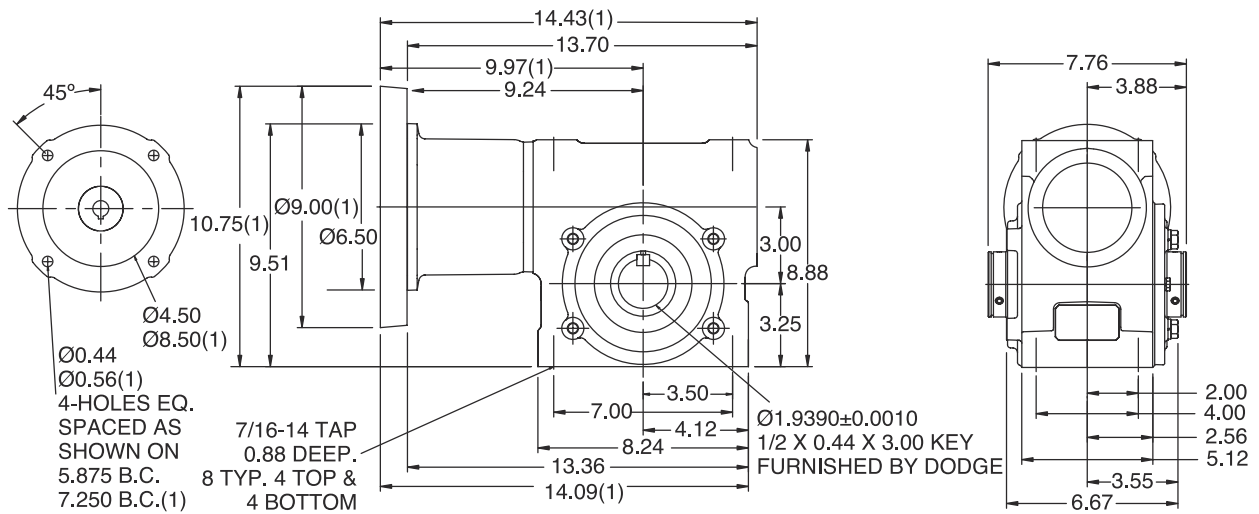
Tigear-2 Reducers With 3-Piece Coupled Input - Size 30

SOLID OUTPUT

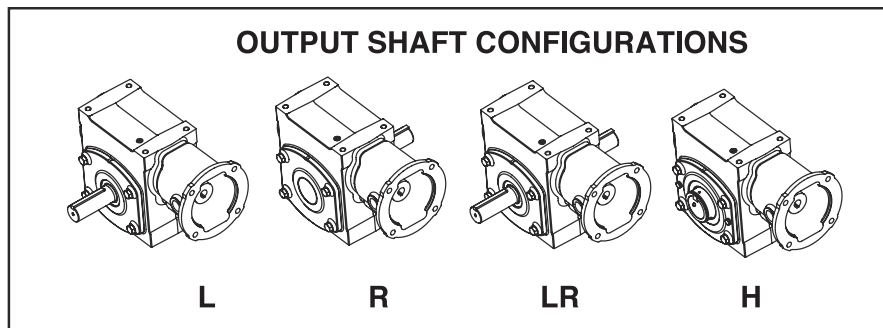


(1) DIMENSIONS APPLY TO 180 FRAME MOTOR ADAPTER

HOLLOW OUTPUT



OUTPUT SHAFT CONFIGURATIONS





RATINGS/DIMENSIONS

Tigear-2 Reducers With Quill Input - Size 35

Ratio	Output RPM	Rating Data		56C	Part Number			Shaft Position
		1750 Input RPM			140TC	180TC	210TC	
5	350	Mechanical Input HP	15.18	-	35Q05L14	35Q05L18	35Q05L21	L
		Thermal Input HP	15.51		35Q05R14	35Q05R18	35Q05R21	R
		Output Torque (lb. in.)	2593		35Q05LR14	35Q05LR18	35Q05LR21	LR
		Mechanical Output HP	14.40		35Q05H14	35Q05H18	35Q05H21	HOLLOW
		Output OHL (lbs.)	2120		-	-	-	-
7.5	233	Mechanical Input HP	12.24	-	35Q07L14	35Q07L18	35Q07L21	L
		Thermal Input HP	12.52		35Q07R14	35Q07R18	35Q07R21	R
		Output Torque (lb. in.)	3054		35Q07LR14	35Q07LR18	35Q07LR21	LR
		Mechanical Output HP	11.46		35Q07H14	35Q07H18	35Q07H21	HOLLOW
		Output OHL (lbs.)	2430		-	-	-	-
10	175	Mechanical Input HP	10.00	-	35Q10L14	35Q10L18	35Q10L21	L
		Thermal Input HP	10.63		35Q10R14	35Q10R18	35Q10R21	R
		Output Torque (lb. in.)	3310		35Q10LR14	35Q10LR18	35Q10LR21	LR
		Mechanical Output HP	9.19		35Q10H14	35Q10H18	35Q10H21	HOLLOW
		Output OHL (lbs.)	2700		-	-	-	-
12.7	138	Mechanical Input HP	8.51	-	35Q12L14	35Q12L18	35Q12L21	L
		Thermal Input HP	8.75		35Q12R14	35Q12R18	35Q12R21	R
		Output Torque (lb. in.)	3530		35Q12LR14	35Q12LR18	35Q12LR21	LR
		Mechanical Output HP	7.74		35Q12H14	35Q12H18	35Q12H21	HOLLOW
		Output OHL (lbs.)	2760		-	-	-	-
15	117	Mechanical Input HP	7.44	-	35Q15L14	35Q15L18	-	L
		Thermal Input HP	7.56		35Q15R14	35Q15R18	-	R
		Output Torque (lb. in.)	3599		35Q15LR14	35Q15LR18	-	LR
		Mechanical Output HP	6.66		35Q15H14	35Q15H18	-	HOLLOW
		Output OHL (lbs.)	2760		-	-	-	-
18	97	Available Upon Request	-	-	-	-	-	
20	88	Mechanical Input HP	5.79	-	35Q20L14	35Q20L18	-	L
		Thermal Input HP	5.97		35Q20R14	35Q20R18	-	R
		Output Torque (lb. in.)	3620		35Q20LR14	35Q20LR18	-	LR
		Mechanical Output HP	5.03		35Q20H14	35Q20H18	-	HOLLOW
		Output OHL (lbs.)	2760		-	-	-	-
25	70	Mechanical Input HP	4.72	-	35Q25L14	35Q25L18	-	L
		Thermal Input HP	5.10		35Q25R14	35Q25R18	-	R
		Output Torque (lb. in.)	3586		35Q25LR14	35Q25LR18	-	LR
		Mechanical Output HP	3.98		35Q25H14	35Q25H18	-	HOLLOW
		Output OHL (lbs.)	2760		-	-	-	-
30	58	Mechanical Input HP	4.15	35Q30L56	35Q30L14	35Q30L18	-	L
		Thermal Input HP	4.43	35Q30R56	35Q30R14	35Q30R18	-	R
		Output Torque (lb. in.)	3682	35Q30LR56	35Q30LR14	35Q30LR18	-	LR
		Mechanical Output HP	3.41	35Q30H56	35Q30H14	35Q30H18	-	HOLLOW
		Output OHL (lbs.)	2760	-	-	-	-	
40	44	Mechanical Input HP	3.23	35Q40L56	35Q40L14	35Q40L18	-	L
		Thermal Input HP	3.54	35Q40R56	35Q40R14	35Q40R18	-	R
		Output Torque (lb. in.)	3622	35Q40LR56	35Q40LR14	35Q40LR18	-	LR
		Mechanical Output HP	2.51	35Q40H56	35Q40H14	35Q40H18	-	HOLLOW
		Output OHL (lbs.)	2760	-	-	-	-	
50	35	Mechanical Input HP	2.64	35Q50L56	35Q50L14	-	-	L
		Thermal Input HP	2.94	35Q50R56	35Q50R14	-	-	R
		Output Torque (lb. in.)	3485	35Q50LR56	35Q50LR14	-	-	LR
		Mechanical Output HP	1.94	35Q50H56	35Q50H14	-	-	HOLLOW
		Output OHL (lbs.)	2760	-	-	-	-	
60	29	Mechanical Input HP	2.19	35Q60L56	35Q60L14	-	-	L
		Thermal Input HP	2.43	35Q60R56	35Q60R14	-	-	R
		Output Torque (lb. in.)	3194	35Q60LR56	35Q60LR14	-	-	LR
		Mechanical Output HP	1.48	35Q60H56	35Q60H14	-	-	HOLLOW
		Output OHL (lbs.)	2760	-	-	-	-	

Note: Reducers are shipped without a mounting base. Order bolt-on base kit 35BASE if required.

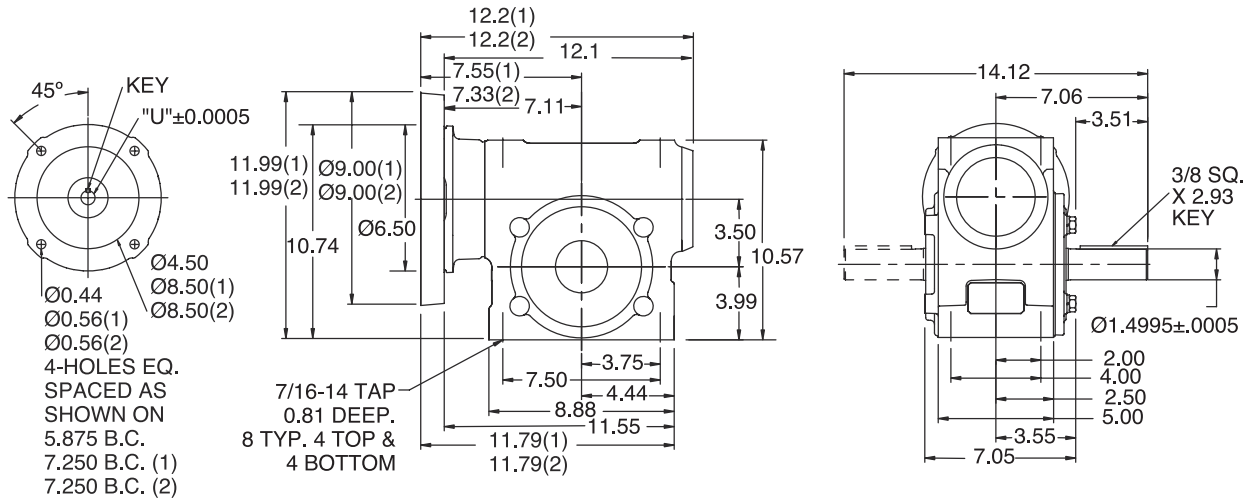
FEATURES/BENEFITS PAGE 2	SPECIFICATION PAGE 8	HOW TO ORDER/NOMENCLATURE PAGE 9	WASHDOWN PRODUCT PAGE 80
-----------------------------	-------------------------	-------------------------------------	-----------------------------



RATINGS/DIMENSIONS

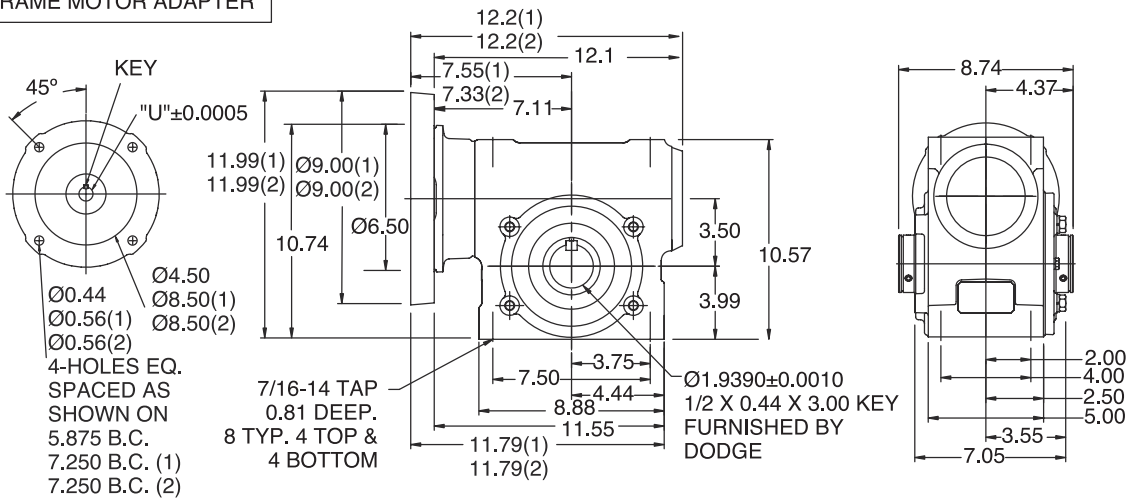
Tigear-2 Reducers With Quill Input - Size 35

SOLID OUTPUT

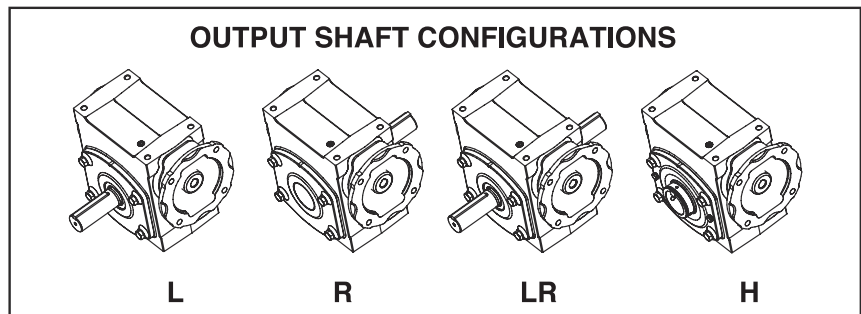


- (1) DIMENSIONS APPLY TO 180 FRAME MOTOR ADAPTER
(2) DIMENSIONS APPLY TO 210 FRAME MOTOR ADAPTER

HOLLOW OUTPUT



MOTOR FRAME	DIM "U"	KEY
48Y 56C	Ø0.626	3/16 SQ. X 2.43 KEY
140TC 160ATC	Ø0.876	3/16 SQ X 2.43 KEY
180TC 180ATC	Ø1.126	1/4 SQ. X 2.36 KEY
210TC 210ATC	Ø1.376	5/16 SQ X 2.57 KEY





RATINGS/DIMENSIONS

Tigear-2 Reducers With Separate Input - Size 35

Ratio	Output RPM	Rating Data 1750 Input RPM		Separate Reducer	Shaft Position	Optional Motor Adapter Kit			
						56C	140TC	180TC	210TC
5	350	Mechanical Input HP	15.18	35S05L	L	-	35MTR14	35MTR18	35MTR21
		Thermal Input HP	15.51	35S05R	R				
		Output Torque (lb. in.)	2593	35S05LR	LR				
		Mechanical Output HP	14.40	35S05H	HOLLOW				
		Output OHL (lbs.)	2120	-	-				
7.5	233	Mechanical Input HP	12.24	35S07L	L	-	35MTR14	35MTR18	35MTR21
		Thermal Input HP	12.52	35S07R	R				
		Output Torque (lb. in.)	3054	35S07LR	LR				
		Mechanical Output HP	11.46	35S07H	HOLLOW				
		Output OHL (lbs.)	2430	-	-				
10	175	Mechanical Input HP	10.00	35S10L	L	-	35MTR14	35MTR18	35MTR21
		Thermal Input HP	10.63	35S10R	R				
		Output Torque (lb. in.)	3310	35S10LR	LR				
		Mechanical Output HP	9.19	35S10H	HOLLOW				
		Output OHL (lbs.)	2700	-	-				
12.7	138	Mechanical Input HP	8.51	35S12L	L	-	35MTR14	35MTR18	35MTR21
		Thermal Input HP	8.75	35S12R	R				
		Output Torque (lb. in.)	3530	35S12LR	LR				
		Mechanical Output HP	7.74	35S12H	HOLLOW				
		Output OHL (lbs.)	2760	-	-				
15	117	Mechanical Input HP	7.44	35S15L	L	-	35MTR14	35MTR18	-
		Thermal Input HP	7.56	35S15R	R				
		Output Torque (lb. in.)	3599	35S15LR	LR				
		Mechanical Output HP	6.66	35S15H	HOLLOW				
		Output OHL (lbs.)	2760	-	-				
18	97	Available Upon Request	-	-	-	-	-	-	
20	88	Mechanical Input HP	5.79	35S20L	L	-	35MTR14	35MTR18	-
		Thermal Input HP	5.97	35S20R	R				
		Output Torque (lb. in.)	3620	35S20LR	LR				
		Mechanical Output HP	5.03	35S20H	HOLLOW				
		Output OHL (lbs.)	2760	-	-				
25	70	Mechanical Input HP	4.72	35S25L	L	-	35MTR14	35MTR18	-
		Thermal Input HP	5.10	35S25R	R				
		Output Torque (lb. in.)	3586	35S25LR	LR				
		Mechanical Output HP	3.98	35S25H	HOLLOW				
		Output OHL (lbs.)	2760	-	-				
30	58	Mechanical Input HP	4.15	35S30L	L	35MTR56	35MTR14	35MTR18	-
		Thermal Input HP	4.43	35S30R	R				
		Output Torque (lb. in.)	3682	35S30LR	LR				
		Mechanical Output HP	3.41	35S30H	HOLLOW				
		Output OHL (lbs.)	2760	-	-				
40	44	Mechanical Input HP	3.23	35S40L	L	35MTR56	35MTR14	35MTR18	-
		Thermal Input HP	3.54	35S40R	R				
		Output Torque (lb. in.)	3622	35S40LR	LR				
		Mechanical Output HP	2.51	35S40H	HOLLOW				
		Output OHL (lbs.)	2760	-	-				
50	35	Mechanical Input HP	2.64	35S50L	L	35MTR56	35MTR14	-	-
		Thermal Input HP	2.94	35S50R	R				
		Output Torque (lb. in.)	3485	35S50LR	LR				
		Mechanical Output HP	1.94	35S50H	HOLLOW				
		Output OHL (lbs.)	2760	-	-				
60	29	Mechanical Input HP	2.19	35S60L	L	35MTR56	35MTR14	-	-
		Thermal Input HP	2.43	35S60R	R				
		Output Torque (lb. in.)	3194	35S60LR	LR				
		Mechanical Output HP	1.48	35S60H	HOLLOW				
		Output OHL (lbs.)	2760	-	-				
All Ratios		Input OHL (lbs)	330	One diameter from seal surface					

Note: Tigear-2 separate reducers cannot be used with the old adaptable Tigear motor adapter kits.

FEATURES/BENEFITS PAGE 2	SPECIFICATION PAGE 8	HOW TO ORDER/NOMENCLATURE PAGE 9	WASHDOWN PRODUCT PAGE 80
-----------------------------	-------------------------	-------------------------------------	-----------------------------

Features / Benefits

Specification / How to Order / Nomenclature

Selection Procedures / HP & S.F.

Ratings / Dimensions

Washdown E-Z Klean

Washdown Ultra Klean

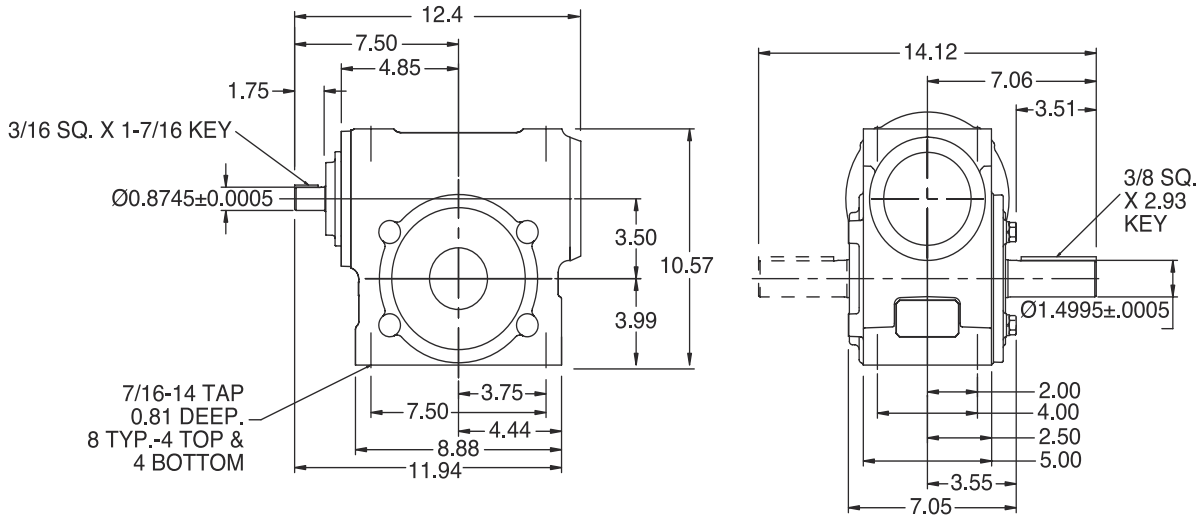
Ultra Klean Dimensions



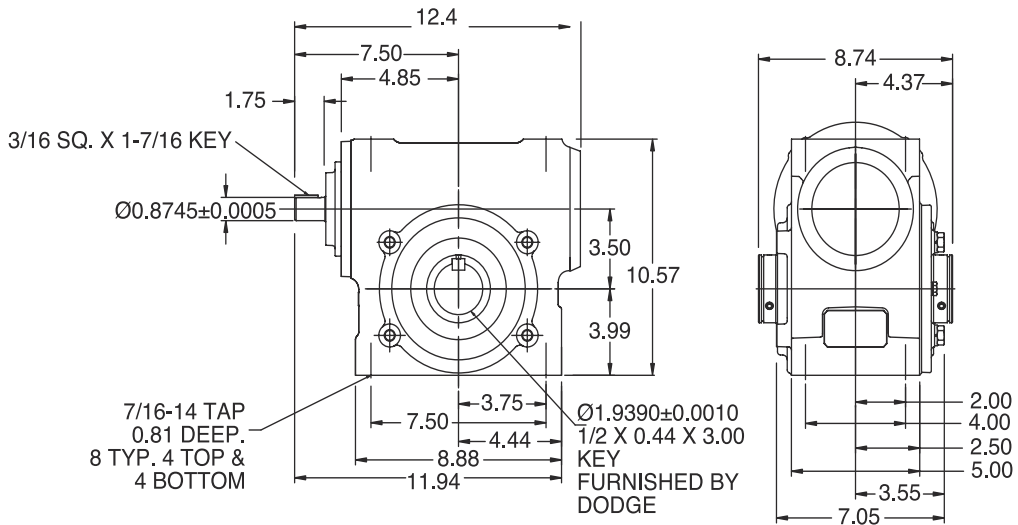
RATINGS/DIMENSIONS

Tigear-2 Reducers With Separate Input - Size 35

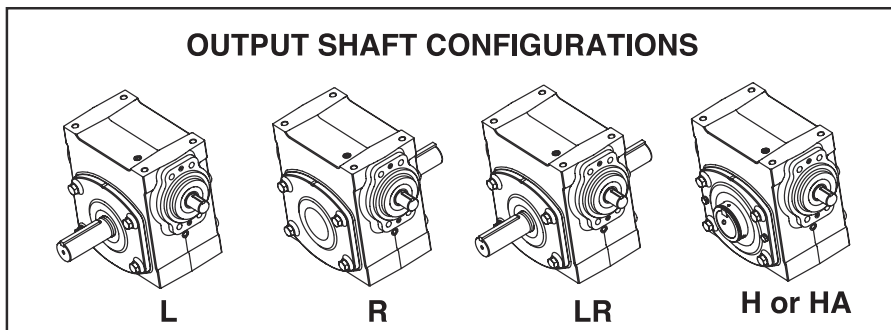
SOLID OUTPUT



HOLLOW OUTPUT



OUTPUT SHAFT CONFIGURATIONS



Features / Benefits

Specification / How to Order / Nomenclature

Selection Procedures / HP & S.F.

Ratings / Dimensions

Washdown E-Z Kleen

Washdown Ultra Kleen

Ultra Kleen Dimensions



RATINGS/DIMENSIONS

Tigear-2 Reducers With 3-Piece Coupled Input - Size 35

3-piece coupled units include a separate reducer, 3-piece coupling and motor adapter housing assembled together. These assemblies are normally "made to order" with a 5 day standard lead time.

Ratio	Output RPM	Rating Data 1750 Input RPM		Part Number			Shaft Position	
				56C	140TC	180TC		210TC
5	350	Mechanical Input HP	15.18	-	35A05L14	35A05L18	35A05L21	L
		Thermal Input HP	15.51		35A05R14	35A05R18	35A05R21	R
		Output Torque (lb. in.)	2593		35A05LR14	35A05LR18	35A05LR21	LR
		Mechanical Output HP	14.40		35A05H14	35A05H18	35A05H21	HOLLOW
		Output OHL (lbs.)	2120		-	-	-	-
7.5	233	Mechanical Input HP	12.24	-	35A07L14	35A07L18	35A07L21	L
		Thermal Input HP	12.52		35A07R14	35A07R18	35A07R21	R
		Output Torque (lb. in.)	3054		35A07LR14	35A07LR18	35A07LR21	LR
		Mechanical Output HP	11.46		35A07H14	35A07H18	35A07H21	HOLLOW
		Output OHL (lbs.)	2430		-	-	-	-
10	175	Mechanical Input HP	10.00	-	35A10L14	35A10L18	35A10L21	L
		Thermal Input HP	10.63		35A10R14	35A10R18	35A10R21	R
		Output Torque (lb. in.)	3310		35A10LR14	35A10LR18	35A10LR21	LR
		Mechanical Output HP	9.19		35A10H14	35A10H18	35A10H21	HOLLOW
		Output OHL (lbs.)	2700		-	-	-	-
12.7	138	Mechanical Input HP	8.51	-	35A12L14	35A12L18	35A12L21	L
		Thermal Input HP	8.75		35A12R14	35A12R18	35A12R21	R
		Output Torque (lb. in.)	3530		35A12LR14	35A12LR18	35A12LR21	LR
		Mechanical Output HP	7.74		35A12H14	35A12H18	35A12H21	HOLLOW
		Output OHL (lbs.)	2760		-	-	-	-
15	117	Mechanical Input HP	7.44	-	35A15L14	35A15L18	-	L
		Thermal Input HP	7.56		35A15R14	35A15R18		R
		Output Torque (lb. in.)	3599		35A15LR14	35A15LR18		LR
		Mechanical Output HP	6.66		35A15H14	35A15H18		HOLLOW
		Output OHL (lbs.)	2760		-	-		-
18	97	Available Upon Request	-	-	-	-	-	
20	88	Mechanical Input HP	5.79	-	35A20L14	35A20L18	-	L
		Thermal Input HP	5.97		35A20R14	35A20R18		R
		Output Torque (lb. in.)	3620		35A20LR14	35A20LR18		LR
		Mechanical Output HP	5.03		35A20H14	35A20H18		HOLLOW
		Output OHL (lbs.)	2760		-	-		-
25	70	Mechanical Input HP	4.72	-	35A25L14	35A25L18	-	L
		Thermal Input HP	5.10		35A25R14	35A25R18		R
		Output Torque (lb. in.)	3586		35A25LR14	35A25LR18		LR
		Mechanical Output HP	3.98		35A25H14	35A25H18		HOLLOW
		Output OHL (lbs.)	2760		-	-		-
30	58	Mechanical Input HP	4.15	35A30L56	35A30L14	35A30L18	-	L
		Thermal Input HP	4.43	35A30R56	35A30R14	35A30R18		R
		Output Torque (lb. in.)	3682	35A30LR56	35A30LR14	35A30LR18		LR
		Mechanical Output HP	3.41	35A30H56	35A30H14	35A30H18		HOLLOW
		Output OHL (lbs.)	2760	-	-	-		
40	44	Mechanical Input HP	3.23	35A40L56	35A40L14	35A40L18	-	L
		Thermal Input HP	3.54	35A40R56	35A40R14	35A40R18		R
		Output Torque (lb. in.)	3622	35A40LR56	35A40LR14	35A40LR18		LR
		Mechanical Output HP	2.51	35A40H56	35A40H14	35A40H18		HOLLOW
		Output OHL (lbs.)	2760	-	-	-		
50	35	Mechanical Input HP	2.64	35A50L56	35A50L14	-	-	L
		Thermal Input HP	2.94	35A50R56	35A50R14			R
		Output Torque (lb. in.)	3485	35A50LR56	35A50LR14			LR
		Mechanical Output HP	1.94	35A50H56	35A50H14			HOLLOW
		Output OHL (lbs.)	2760	-	-			-
60	29	Mechanical Input HP	2.19	35A60L56	35A60L14	-	-	L
		Thermal Input HP	2.43	35A60R56	35A60R14			R
		Output Torque (lb. in.)	3194	35A60LR56	35A60LR14			LR
		Mechanical Output HP	1.48	35A60H56	35A60H14			HOLLOW
		Output OHL (lbs.)	2760	-	-			-

Note: Reducers are shipped without a mounting base. Order bolt-on base kit 35BASE if required.

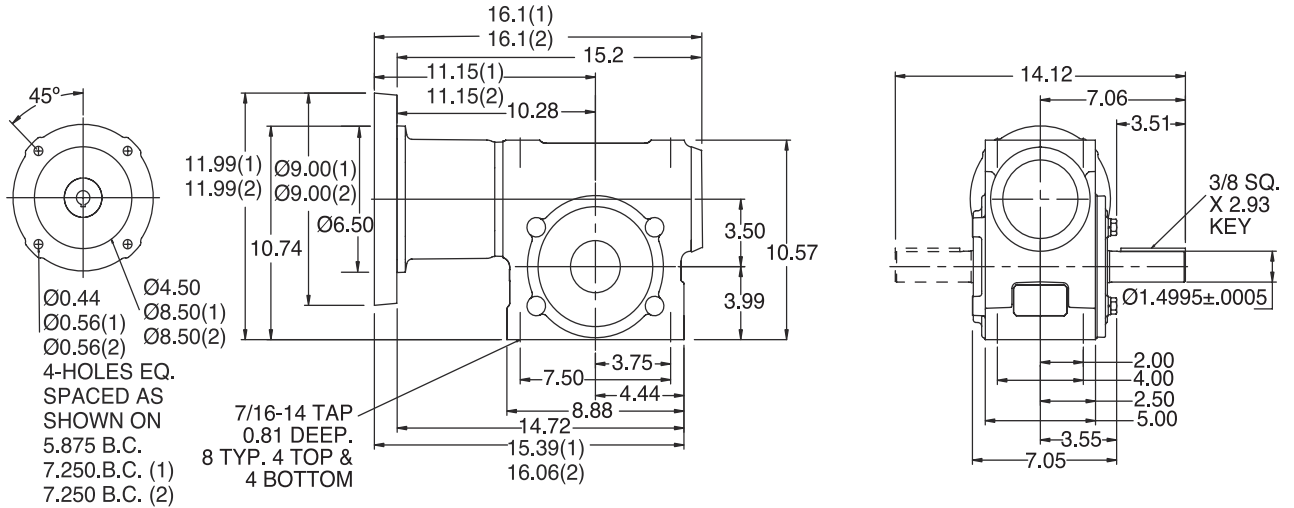
FEATURES/BENEFITS PAGE 2	SPECIFICATION PAGE 8	HOW TO ORDER/NOMENCLATURE PAGE 9	WASHDOWN PRODUCT PAGE 80
-----------------------------	-------------------------	-------------------------------------	-----------------------------



RATINGS/DIMENSIONS

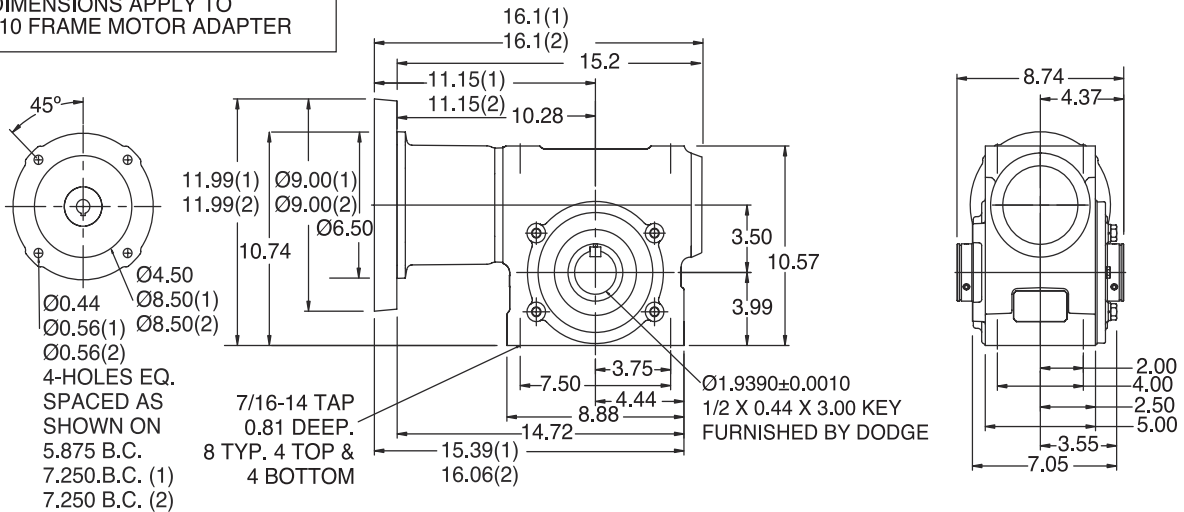
Tigear-2 Reducers With 3-Piece Coupled Input - Size 35

SOLID OUTPUT

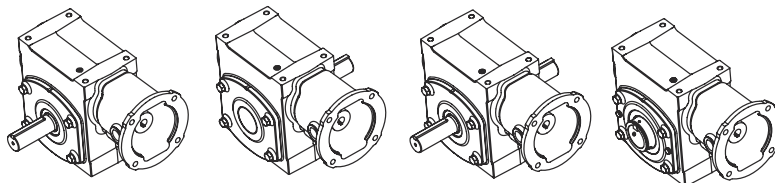


- (1) DIMENSIONS APPLY TO 180 FRAME MOTOR ADAPTER
 (2) DIMENSIONS APPLY TO 210 FRAME MOTOR ADAPTER

HOLLOW OUTPUT



OUTPUT SHAFT CONFIGURATIONS



L

R

LR

H



RATINGS/DIMENSIONS

Tigear-2 Reducers With Quill Input - Size 40

Ratio	Output RPM	Rating Data 1750 Input RPM		Part Number				Shaft Position
				140TC	180TC	210TC	250TC	
5	350	Mechanical Input HP	20.24	-	-	40Q05L21	40Q05L25	L
		Thermal Input HP	22.20			40Q05R21	40Q05R25	R
		Output Torque (lb. in.)	3449			40Q05LR21	40Q05LR25	LR
		Mechanical Output HP	19.15			40Q05H21	40Q05H25	HOLLOW
		Output OHL (lbs.)	2860			-	-	-
7.5	233	Mechanical Input HP	16.38	-	-	40Q07L21	40Q07L25	L
		Thermal Input HP	17.56			40Q07R21	40Q07R25	R
		Output Torque (lb. in.)	4071			40Q07LR21	40Q07LR25	LR
		Mechanical Output HP	15.27			40Q07H21	40Q07H25	HOLLOW
		Output OHL (lbs.)	3280			-	-	-
10	175	Mechanical Input HP	13.33	-	-	40Q10L21	-	L
		Thermal Input HP	14.96			40Q10R21		R
		Output Torque (lb. in.)	4418			40Q10LR21		LR
		Mechanical Output HP	12.27			40Q10H21		HOLLOW
		Output OHL (lbs.)	3640			-		-
12.7	138	Available Upon Request	-	-	-	-	-	-
15	117	Mechanical Input HP	10.01	-	-	40Q15L18	40Q15L21	L
		Thermal Input HP	10.16			40Q15R18	40Q15R21	R
		Output Torque (lb. in.)	4804			40Q15LR18	40Q15LR21	LR
		Mechanical Output HP	8.89			40Q15H18	40Q15H21	HOLLOW
		Output OHL (lbs.)	4190			-	-	-
20	88	Mechanical Input HP	7.75	-	-	40Q20L18	40Q20L21	L
		Thermal Input HP	8.14			40Q20R18	40Q20R21	R
		Output Torque (lb. in.)	4822			40Q20LR18	40Q20LR21	LR
		Mechanical Output HP	6.69			40Q20H18	40Q20H21	HOLLOW
		Output OHL (lbs.)	4300			-	-	-
25	70	Mechanical Input HP	6.35	-	-	40Q25L18	-	L
		Thermal Input HP	6.45			40Q25R18		R
		Output Torque (lb. in.)	4722			40Q25LR18		LR
		Mechanical Output HP	5.25			40Q25H18		HOLLOW
		Output OHL (lbs.)	4300			-		-
30	58	Mechanical Input HP	5.61	-	-	40Q30L18	-	L
		Thermal Input HP	5.78			40Q30R18		R
		Output Torque (lb. in.)	4898			40Q30LR18		LR
		Mechanical Output HP	4.53			40Q30H18		HOLLOW
		Output OHL (lbs.)	4300			-		-
40	44	Mechanical Input HP	4.43	40Q40L14	40Q40L18	-	-	L
		Thermal Input HP	4.50	40Q40R14	40Q40R18			R
		Output Torque (lb. in.)	4800	40Q40LR14	40Q40LR18			LR
		Mechanical Output HP	3.33	40Q40H14	40Q40H18			HOLLOW
		Output OHL (lbs.)	4300	-	-			-
50	35	Mechanical Input HP	3.63	40Q50L14	40Q50L18	-	-	L
		Thermal Input HP	3.66	40Q50R14	40Q50R18			R
		Output Torque (lb. in.)	4559	40Q50LR14	40Q50LR18			LR
		Mechanical Output HP	2.53	40Q50H14	40Q50H18			HOLLOW
		Output OHL (lbs.)	4300	-	-			-
60	29	Mechanical Input HP	3.00	40Q60L14	40Q60L18	-	-	L
		Thermal Input HP	3.21	40Q60R14	40Q60R18			R
		Output Torque (lb. in.)	4166	40Q60LR14	40Q60LR18			LR
		Mechanical Output HP	1.93	40Q60H14	40Q60H18			HOLLOW
		Output OHL (lbs.)	4300	-	-			-

Note: Reducers are shipped without a mounting base. Order bolt-on base kit 40BASE if required.

Features / Benefits

Specification / How to Order / Nomenclature

Selection Procedures / HP & S.F.

Ratings / Dimensions

Washdown E-Z Klean

Washdown Ultra Klean

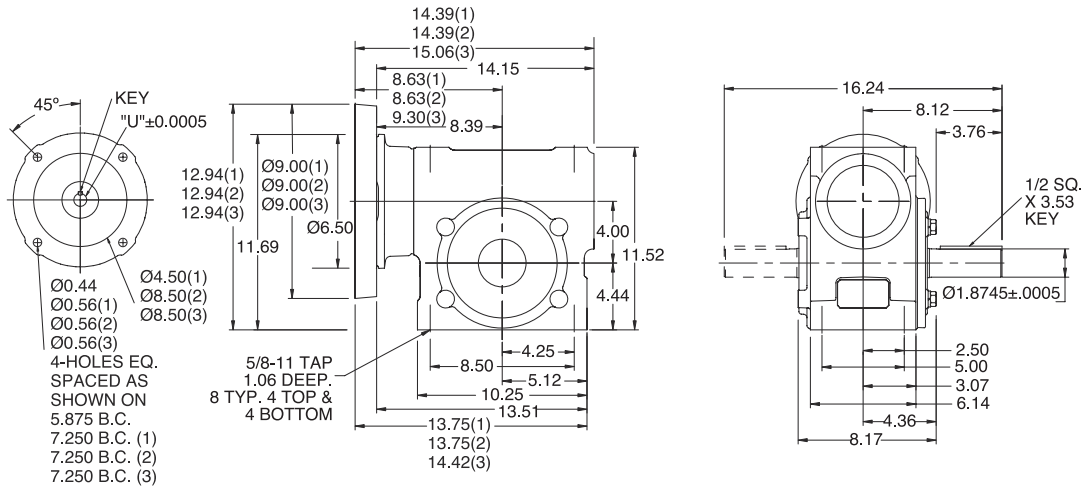
Ultra Klean Dimensions



RATINGS/DIMENSIONS

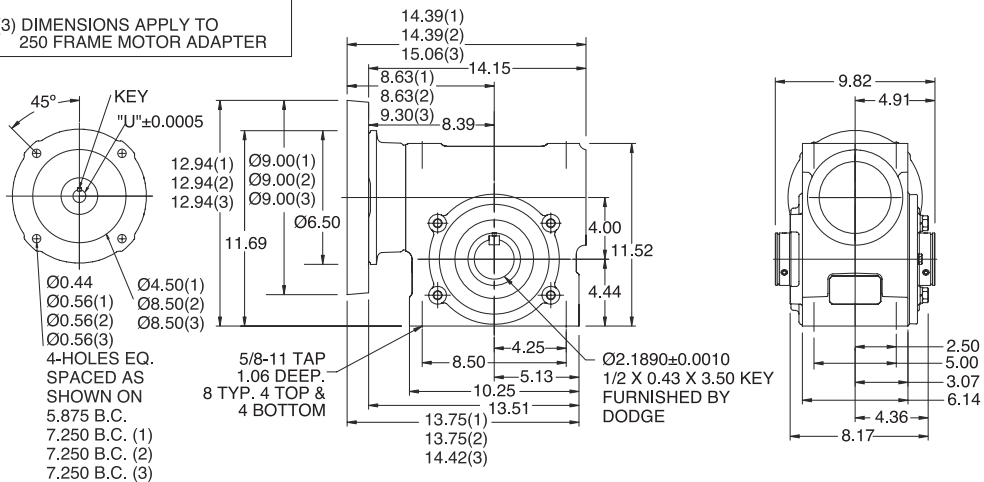
Tigear-2 Reducers With Quill Input - Size 40

SOLID OUTPUT



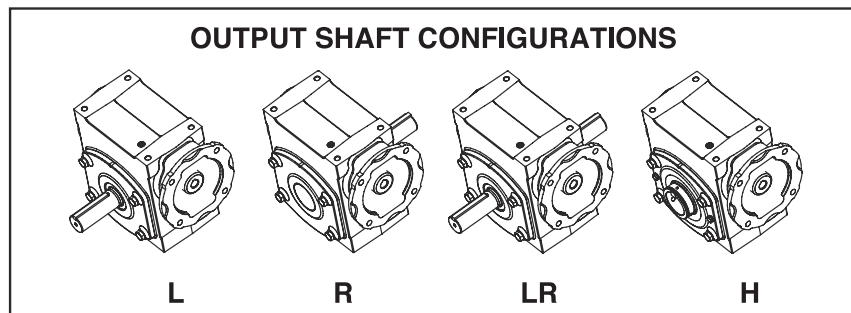
- (1) DIMENSIONS APPLY TO 180 FRAME MOTOR ADAPTER
- (2) DIMENSIONS APPLY TO 210 FRAME MOTOR ADAPTER
- (3) DIMENSIONS APPLY TO 250 FRAME MOTOR ADAPTER

HOLLOW OUTPUT



MOTOR FRAME	DIM "U"	KEY
140TC 160ATC	Ø0.876	3/16 SQ X 2.75 KEY
180TC 180ATC	Ø1.126	1/4 SQ. X 2.96 KEY
210TC 210ATC	Ø1.376	5/16 SQ X 3.11 KEY
250TC 250ATC	Ø1.626	3/8 SQ X 3.38 KEY

OUTPUT SHAFT CONFIGURATIONS





RATINGS/DIMENSIONS

Tigear-2 Reducers With Separate Input - Size 40

Ratio	Output RPM	Rating Data		Separate Reducer	Shaft Position	Optional Motor Adapter Kit			
		1750 Input RPM				140TC	180TC	210TC	250TC
5	350	Mechanical Input HP	20.24	40S05L	L	-	-	4047MTR21	4047MTR25
		Thermal Input HP	22.20	40S05R	R				
		Output Torque (lb. in.)	3449	40S05LR	LR				
		Mechanical Output HP	19.15	40S05H	HOLLOW				
		Output OHL (lbs.)	2860	-	-				
7.5	233	Mechanical Input HP	16.38	40S07L	L	-	-	4047MTR21	4047MTR25
		Thermal Input HP	17.56	40S07R	R				
		Output Torque (lb. in.)	4071	40S07LR	LR				
		Mechanical Output HP	15.27	40S07H	HOLLOW				
		Output OHL (lbs.)	3280	-	-				
10	175	Mechanical Input HP	13.33	40S10L	L	-	-	4047MTR21	-
		Thermal Input HP	14.96	40S10R	R				
		Output Torque (lb. in.)	4418	40S10LR	LR				
		Mechanical Output HP	12.27	40S10H	HOLLOW				
		Output OHL (lbs.)	3640	-	-				
12.7	138	Available Upon Request	-	-	-	-	-	-	
15	117	Mechanical Input HP	10.01	40S15L	L	-	4047MTR18	4047MTR21	-
		Thermal Input HP	10.16	40S15R	R				
		Output Torque (lb. in.)	4804	40S15LR	LR				
		Mechanical Output HP	8.89	40S15H	HOLLOW				
		Output OHL (lbs.)	4190	-	-				
20	88	Mechanical Input HP	7.75	40S20L	L	-	4047MTR18	4047MTR21	-
		Thermal Input HP	8.14	40S20R	R				
		Output Torque (lb. in.)	4822	40S20LR	LR				
		Mechanical Output HP	6.69	40S20H	HOLLOW				
		Output OHL (lbs.)	4300	-	-				
25	70	Mechanical Input HP	6.35	40S25L	L	-	4047MTR18	-	-
		Thermal Input HP	6.45	40S25R	R				
		Output Torque (lb. in.)	4722	40S25LR	LR				
		Mechanical Output HP	5.25	40S25H	HOLLOW				
		Output OHL (lbs.)	4300	-	-				
30	58	Mechanical Input HP	5.61	40S30L	L	-	4047MTR18	-	-
		Thermal Input HP	5.78	40S30R	R				
		Output Torque (lb. in.)	4898	40S30LR	LR				
		Mechanical Output HP	4.53	40S30H	HOLLOW				
		Output OHL (lbs.)	4300	-	-				
40	44	Mechanical Input HP	4.43	40S40L	L	4047MTR14	4047MTR18	-	-
		Thermal Input HP	4.50	40S40R	R				
		Output Torque (lb. in.)	4800	40S40LR	LR				
		Mechanical Output HP	3.33	40S40H	HOLLOW				
		Output OHL (lbs.)	4300	-	-				
50	35	Mechanical Input HP	3.63	40S50L	L	4047MTR14	4047MTR18	-	-
		Thermal Input HP	3.66	40S50R	R				
		Output Torque (lb. in.)	4559	40S50LR	LR				
		Mechanical Output HP	2.53	40S50H	HOLLOW				
		Output OHL (lbs.)	4300	-	-				
60	29	Mechanical Input HP	3.00	40S60L	L	4047MTR14	4047MTR18	-	-
		Thermal Input HP	3.21	40S60R	R				
		Output Torque (lb. in.)	4166	40S60LR	LR				
		Mechanical Output HP	1.93	40S60H	HOLLOW				
		Output OHL (lbs.)	4300	-	-				
All Ratios		Input OHL (lbs)	400	One diameter from seal surface					

Note: Reducers are shipped without a mounting base. Order bolt-on base kit 40BASE if required.

FEATURES/BENEFITS PAGE 2	SPECIFICATION PAGE 8	HOW TO ORDER/NOMENCLATURE PAGE 9	WASHDOWN PRODUCT PAGE 80
-----------------------------	-------------------------	-------------------------------------	-----------------------------

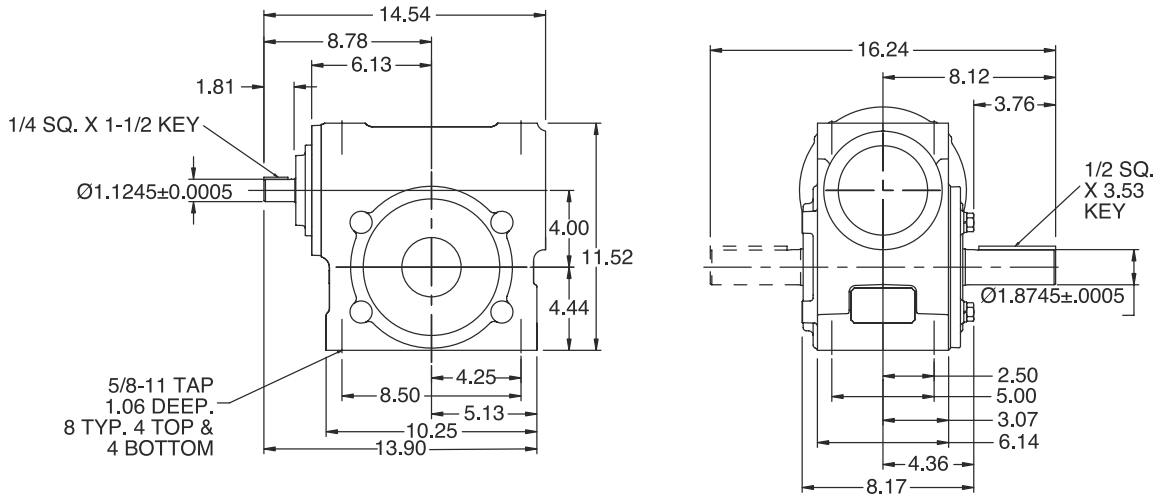
Features / Benefits
 Specification / How to Order / Nomenclature
 Selection Procedures / HP & S.F.
 Ratings / Dimensions
 Washdown E-Z Klean
 Washdown Ultra Klean
 Ultra Klean Dimensions



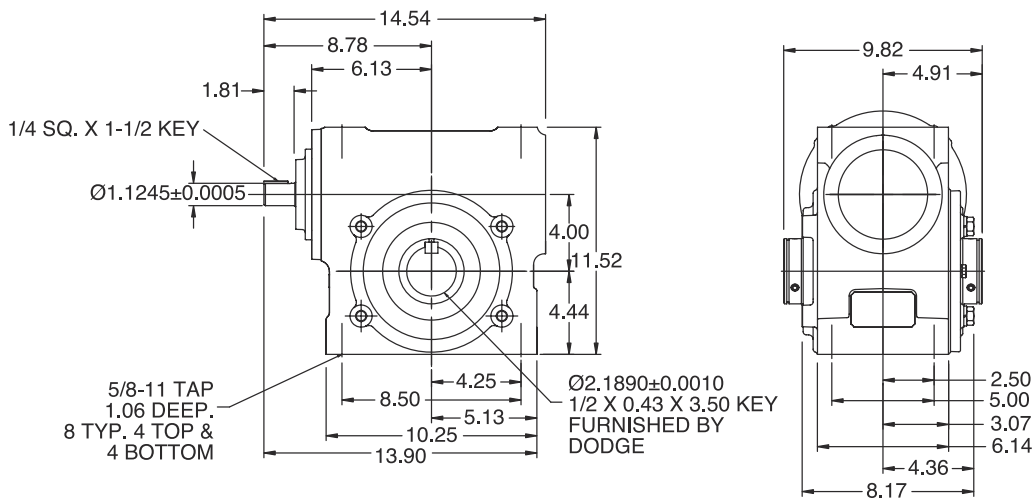
RATINGS/DIMENSIONS

Tigear-2 Reducers With Separate Input - Size 40

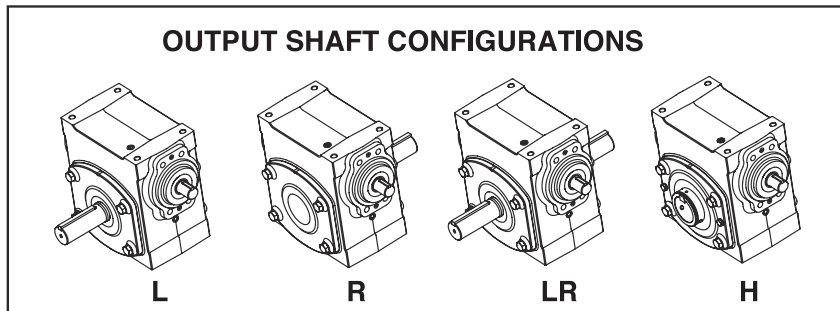
SOLID OUTPUT



HOLLOW OUTPUT



OUTPUT SHAFT CONFIGURATIONS





RATINGS/DIMENSIONS

Tigear-2 Reducers With 3-Piece Coupled Input - Size 40

3-piece coupled units include a separate reducer, 3-piece coupling and motor adapter housing assembled together. These assemblies are normally "made to order" with a 5 day standard lead time.

Ratio	Output RPM	Rating Data 1750 Input RPM		Part Number				Shaft Position
				140TC	180TC	210TC	250TC	
5	350	Mechanical Input HP	20.24	-	-	40A05L21	40A05L25	L
		Thermal Input HP	22.20			40A05R21	40A05R25	R
		Output Torque (lb. in.)	3449			40A05LR21	40A05LR25	LR
		Mechanical Output HP	19.15			40A05H21	40A05H25	HOLLOW
		Output OHL (lbs.)	2860			-	-	-
7.5	233	Mechanical Input HP	16.38	-	-	40A07L21	40A07L25	L
		Thermal Input HP	17.56			40A07R21	40A07R25	R
		Output Torque (lb. in.)	4071			40A07LR21	40A07LR25	LR
		Mechanical Output HP	15.27			40A07H21	40A07H25	HOLLOW
		Output OHL (lbs.)	3280			-	-	-
10	175	Mechanical Input HP	13.33	-	-	40A10L21	-	L
		Thermal Input HP	14.96			40A10R21		R
		Output Torque (lb. in.)	4418			40A10LR21		LR
		Mechanical Output HP	12.27			40A10H21		HOLLOW
		Output OHL (lbs.)	3640			-		-
12.7	138	Available Upon Request	-	-	-	-	-	-
15	117	Mechanical Input HP	10.01	-	-	40A15L18	40A15L21	L
		Thermal Input HP	10.16			40A15R18	40A15R21	R
		Output Torque (lb. in.)	4804			40A15LR18	40A15LR21	LR
		Mechanical Output HP	8.89			40A15H18	40A15H21	HOLLOW
		Output OHL (lbs.)	4190			-	-	-
20	88	Mechanical Input HP	7.75	-	-	40A20L18	40A20L21	L
		Thermal Input HP	8.14			40A20R18	40A20R21	R
		Output Torque (lb. in.)	4822			40A20LR18	40A20LR21	LR
		Mechanical Output HP	6.69			40A20H18	40A20H21	HOLLOW
		Output OHL (lbs.)	4300			-	-	-
25	70	Mechanical Input HP	6.35	-	-	40A25L18	-	L
		Thermal Input HP	6.45			40A25R18		R
		Output Torque (lb. in.)	4722			40A25LR18		LR
		Mechanical Output HP	5.25			40A25H18		HOLLOW
		Output OHL (lbs.)	4300			-		-
30	58	Mechanical Input HP	5.61	-	-	40A30L18	-	L
		Thermal Input HP	5.78			40A30R18		R
		Output Torque (lb. in.)	4898			40A30LR18		LR
		Mechanical Output HP	4.53			40A30H18		HOLLOW
		Output OHL (lbs.)	4300			-		-
40	44	Mechanical Input HP	4.43	40A40L14	40A40L18	-	-	L
		Thermal Input HP	4.50	40A40R14	40A40R18			R
		Output Torque (lb. in.)	4800	40A40LR14	40A40LR18			LR
		Mechanical Output HP	3.33	40A40H14	40A40H18			HOLLOW
		Output OHL (lbs.)	4300	-	-			-
50	35	Mechanical Input HP	3.63	40A50L14	40A50L18	-	-	L
		Thermal Input HP	3.66	40A50R14	40A50R18			R
		Output Torque (lb. in.)	4559	40A50LR14	40A50LR18			LR
		Mechanical Output HP	2.53	40A50H14	40A50H18			HOLLOW
		Output OHL (lbs.)	4300	-	-			-
60	29	Mechanical Input HP	3.00	40A60L14	40A60L18	-	-	L
		Thermal Input HP	3.21	40A60R14	40A60R18			R
		Output Torque (lb. in.)	4166	40A60LR14	40A60LR18			LR
		Mechanical Output HP	1.93	40A60H14	40A60H18			HOLLOW
		Output OHL (lbs.)	4300	-	-			-

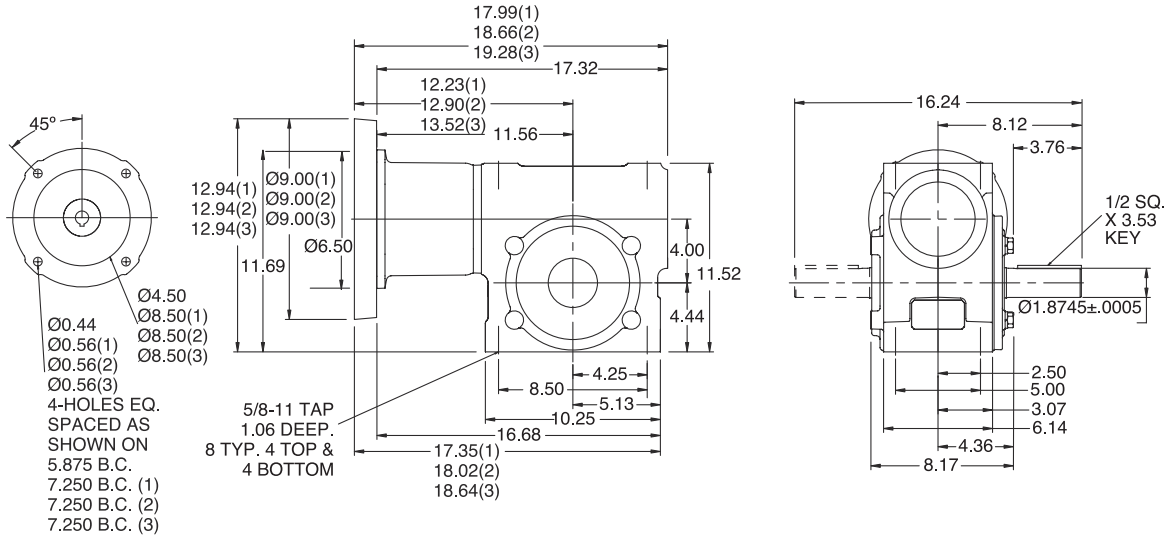
Note: Reducers are shipped without a mounting base. Order bolt-on base kit 40BASE if required.



RATINGS/DIMENSIONS

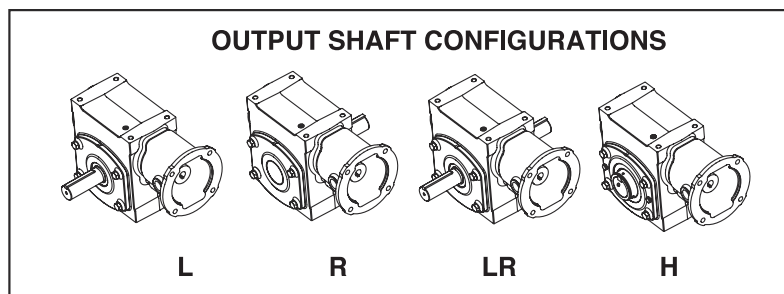
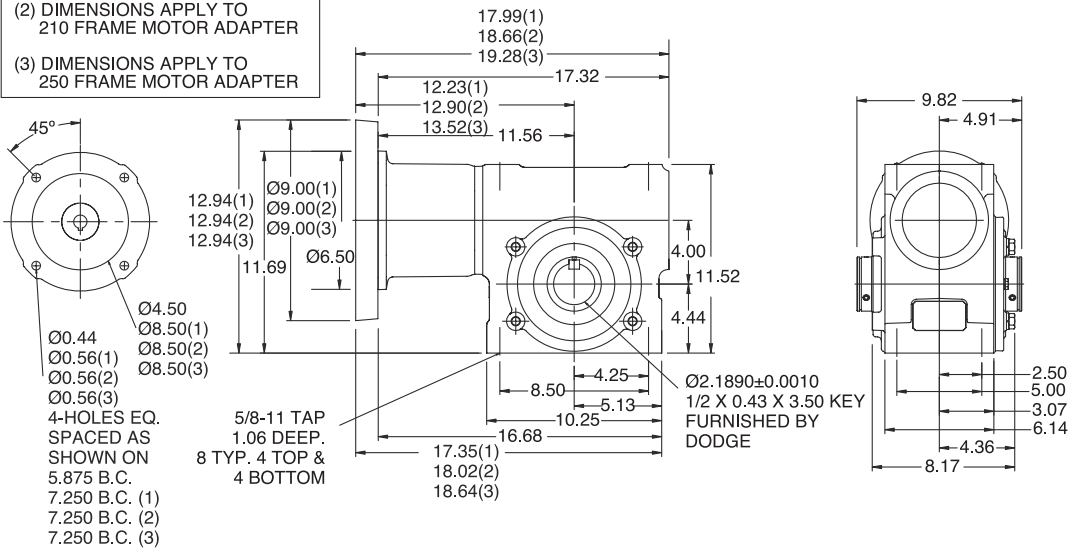
Tigear-2 Reducers With 3-Piece Coupled Input - Size 40

SOLID OUTPUT



- (1) DIMENSIONS APPLY TO 180 FRAME MOTOR ADAPTER
- (2) DIMENSIONS APPLY TO 210 FRAME MOTOR ADAPTER
- (3) DIMENSIONS APPLY TO 250 FRAME MOTOR ADAPTER

HOLLOW OUTPUT





RATINGS/DIMENSIONS

Tigear-2 Reducers With Quill Input - Size 47

Ratio	Output RPM	Rating Data 1750 Input RPM		Part Number			Shaft Position
				180TC	210TC	250TC	
5	350	Mechanical Input HP	28.45	-	-	47Q05L25	L
		Thermal Input HP	29.12			47Q05R25	R
		Output Torque (lb. in.)	4832			47Q05LR25	LR
		Mechanical Output HP	26.84			47Q05H25	HOLLOW
		Output OHL (lbs.)	5100			-	-
7.5	233	Mechanical Input HP	23.35	-	-	47Q07L25	L
		Thermal Input HP	24.37			47Q07R25	R
		Output Torque (lb. in.)	5801			47Q07LR25	LR
		Mechanical Output HP	21.77			47Q07H25	HOLLOW
		Output OHL (lbs.)	5600			-	-
10	175	Mechanical Input HP	19.27	-	47Q10L21	47Q10L25	L
		Thermal Input HP	20.08		47Q10R21	47Q10R25	R
		Output Torque (lb. in.)	6390		47Q10LR21	47Q10LR25	LR
		Mechanical Output HP	17.74		47Q10H21	47Q10H25	HOLLOW
		Output OHL (lbs.)	5600		-	-	-
15	117	Mechanical Input HP	14.05	-	47Q15L21	-	L
		Thermal Input HP	14.14		47Q15R21		R
		Output Torque (lb. in.)	6739		47Q15LR21		LR
		Mechanical Output HP	12.47		47Q15H21		HOLLOW
		Output OHL (lbs.)	5600		-		-
20	88	Mechanical Input HP	10.82	-	47Q20L21	-	L
		Thermal Input HP	10.96		47Q20R21		R
		Output Torque (lb. in.)	6659		47Q20LR21		LR
		Mechanical Output HP	9.24		47Q20H21		HOLLOW
		Output OHL (lbs.)	5600		-		-
25	70	Mechanical Input HP	8.76	47Q25L18	47Q25L21	-	L
		Thermal Input HP	8.09	47Q25R18	47Q25R21		R
		Output Torque (lb. in.)	6410	47Q25LR18	47Q25LR21		LR
		Mechanical Output HP	7.12	47Q25H18	47Q25H21		HOLLOW
		Output OHL (lbs.)	5600	-	-		-
30	58	Mechanical Input HP	7.95	47Q30L18	-	-	L
		Thermal Input HP	7.22	47Q30R18			R
		Output Torque (lb. in.)	6845	47Q30LR18			LR
		Mechanical Output HP	6.34	47Q30H18			HOLLOW
		Output OHL (lbs.)	5600	-			-
40	44	Mechanical Input HP	6.21	47Q40L18	-	-	L
		Thermal Input HP	5.66	47Q40R18			R
		Output Torque (lb. in.)	6644	47Q40LR18			LR
		Mechanical Output HP	4.61	47Q40H18			HOLLOW
		Output OHL (lbs.)	5600	-			-
50	35	Mechanical Input HP	5.05	47Q50L18	-	-	L
		Thermal Input HP	4.42	47Q50R18			R
		Output Torque (lb. in.)	6241	47Q50LR18			LR
		Mechanical Output HP	3.47	47Q50H18			HOLLOW
		Output OHL (lbs.)	5600	-			-
60	29	Mechanical Input HP	4.12	47Q60L18	-	-	L
		Thermal Input HP	3.65	47Q60R18			R
		Output Torque (lb. in.)	5683	47Q60LR18			LR
		Mechanical Output HP	2.63	47Q60H18			HOLLOW
		Output OHL (lbs.)	5600	-			-

Note: Reducers are shipped without a mounting base. Order bolt-on base kit 47BASE if required.

Features / Benefits

Specification / How to Order / Nomenclature

Selection Procedures / HP & S.F.

Ratings / Dimensions

Washdown E-Z Kleen

Washdown Ultra Kleen

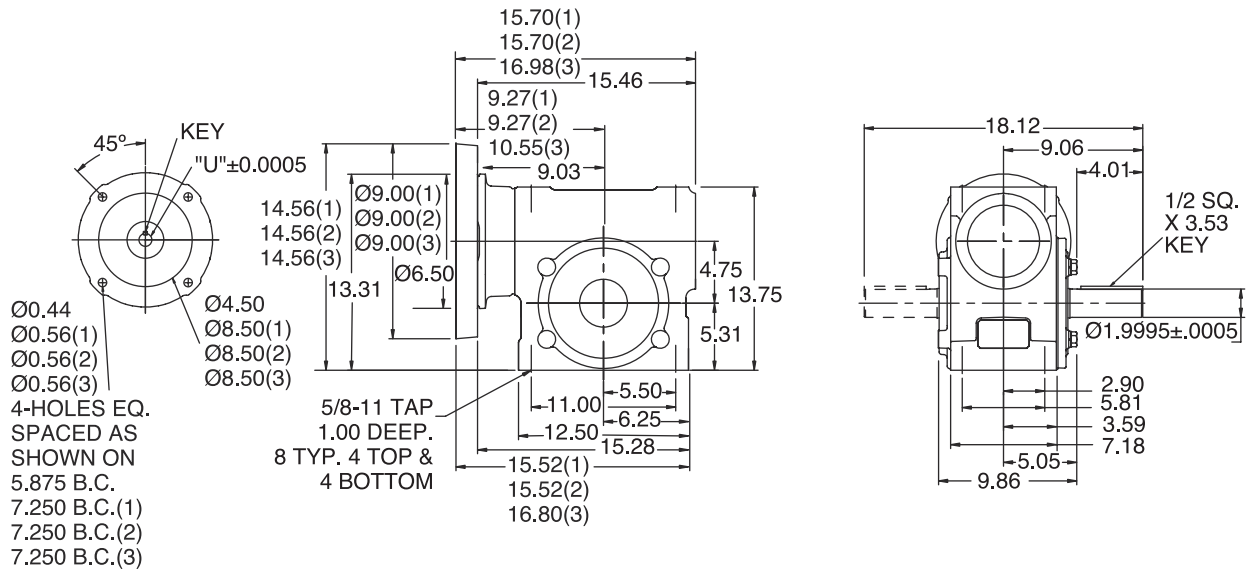
Ultra Kleen Dimensions



RATINGS/DIMENSIONS

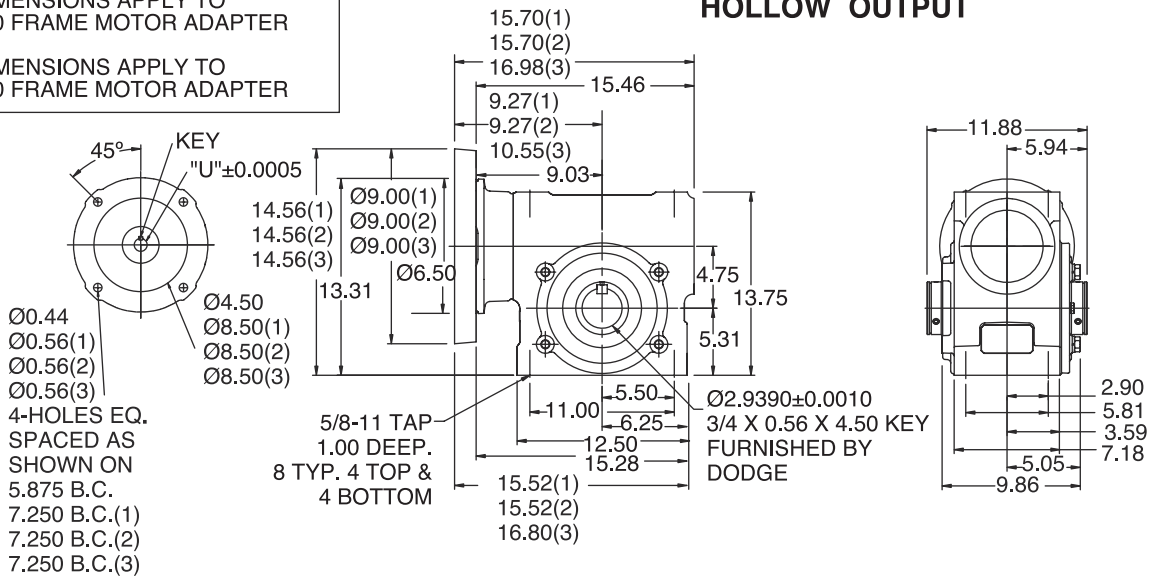
Tigear-2 Reducers With Quill Input - Size 47

SOLID OUTPUT



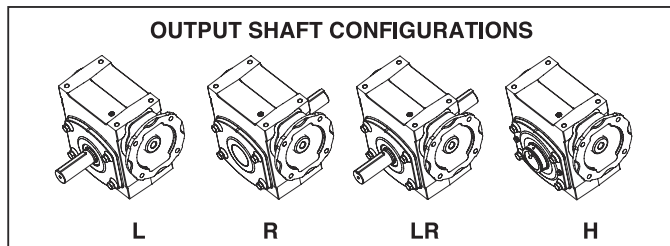
- (1) DIMENSIONS APPLY TO 180 FRAME MOTOR ADAPTER
- (2) DIMENSIONS APPLY TO 210 FRAME MOTOR ADAPTER
- (3) DIMENSIONS APPLY TO 250 FRAME MOTOR ADAPTER

HOLLOW OUTPUT



MOTOR FRAME	DIM "U"	KEY
140TC 160ATC	Ø0.876	3/16 SQ X 2.75 KEY
180TC 180ATC	Ø1.126	1/4 SQ. X 2.98 KEY
210TC 210ATC	Ø1.376	5/16 SQ X 3.11 KEY
250TC 250ATC	Ø1.626	3/8 SQ X 3.38 KEY

OUTPUT SHAFT CONFIGURATIONS





RATINGS/DIMENSIONS

Tigear-2 Reducers With Separate Input - Size 47

Ratio	Output RPM	Rating Data 1750 Input RPM		Separate Reducer	Shaft Position	Optional Motor Adapter Kit		
						180TC	210TC	250TC
5	350	Mechanical Input HP	28.45	47S05L	L	-	4047MTR21	4047MTR25
		Thermal Input HP	29.12	47S05R	R			
		Output Torque (lb. in.)	4832	47S05LR	LR			
		Mechanical Output HP	26.84	47S05H	HOLLOW			
		Output OHL (lbs.)	5100	-	-			
7.5	233	Mechanical Input HP	23.35	47S07L	L	-	4047MTR21	4047MTR25
		Thermal Input HP	24.37	47S07R	R			
		Output Torque (lb. in.)	5801	47S07LR	LR			
		Mechanical Output HP	21.77	47S07H	HOLLOW			
		Output OHL (lbs.)	5600	-	-			
10	175	Mechanical Input HP	19.27	47S10L	L	-	4047MTR21	-
		Thermal Input HP	20.08	47S10R	R			
		Output Torque (lb. in.)	6390	47S10LR	LR			
		Mechanical Output HP	17.74	47S10H	HOLLOW			
		Output OHL (lbs.)	5600	-	-			
15	117	Mechanical Input HP	14.05	47S15L	L	4047MTR18	4047MTR21	-
		Thermal Input HP	14.14	47S15R	R			
		Output Torque (lb. in.)	6739	47S15LR	LR			
		Mechanical Output HP	12.47	47S15H	HOLLOW			
		Output OHL (lbs.)	5600	-	-			
20	88	Mechanical Input HP	10.82	47S20L	L	4047MTR18	4047MTR21	-
		Thermal Input HP	10.96	47S20R	R			
		Output Torque (lb. in.)	6659	47S20LR	LR			
		Mechanical Output HP	9.24	47S20H	HOLLOW			
		Output OHL (lbs.)	5600	-	-			
25	70	Mechanical Input HP	8.76	47S25L	L	4047MTR18	-	-
		Thermal Input HP	8.09	47S25R	R			
		Output Torque (lb. in.)	6410	47S25LR	LR			
		Mechanical Output HP	7.12	47S25H	HOLLOW			
		Output OHL (lbs.)	5600	-	-			
30	58	Mechanical Input HP	7.95	47S30L	L	4047MTR18	-	-
		Thermal Input HP	7.22	47S30R	R			
		Output Torque (lb. in.)	6845	47S30LR	LR			
		Mechanical Output HP	6.34	47S30H	HOLLOW			
		Output OHL (lbs.)	5600	-	-			
40	44	Mechanical Input HP	6.21	47S40L	L	4047MTR18	-	-
		Thermal Input HP	5.66	47S40R	R			
		Output Torque (lb. in.)	6644	47S40LR	LR			
		Mechanical Output HP	4.61	47S40H	HOLLOW			
		Output OHL (lbs.)	5600	-	-			
50	35	Mechanical Input HP	5.05	47S50L	L	4047MTR18	-	-
		Thermal Input HP	4.42	47S50R	R			
		Output Torque (lb. in.)	6241	47S50LR	LR			
		Mechanical Output HP	3.47	47S50H	HOLLOW			
		Output OHL (lbs.)	5600	-	-			
60	29	Mechanical Input HP	4.12	47S60L	L	-	-	-
		Thermal Input HP	3.65	47S60R	R			
		Output Torque (lb. in.)	5683	47S60LR	LR			
		Mechanical Output HP	2.63	47S60H	HOLLOW			
		Output OHL (lbs.)	5600	-	-			
All Ratios		Input OHL (lbs)	500	One diameter from seal surface				

Note: Tigear-2 separate reducers cannot be used with the old adaptable Tigear motor adapter kits.

FEATURES/BENEFITS PAGE 2	SPECIFICATION PAGE 8	HOW TO ORDER/NOMENCLATURE PAGE 9	WASHDOWN PRODUCT PAGE 80
-----------------------------	-------------------------	-------------------------------------	-----------------------------

Features / Benefits

Specification / How to Order / Nomenclature

Selection Procedures / HP & S.F.

Ratings / Dimensions

Washdown E-Z Kleen

Washdown Ultra Kleen

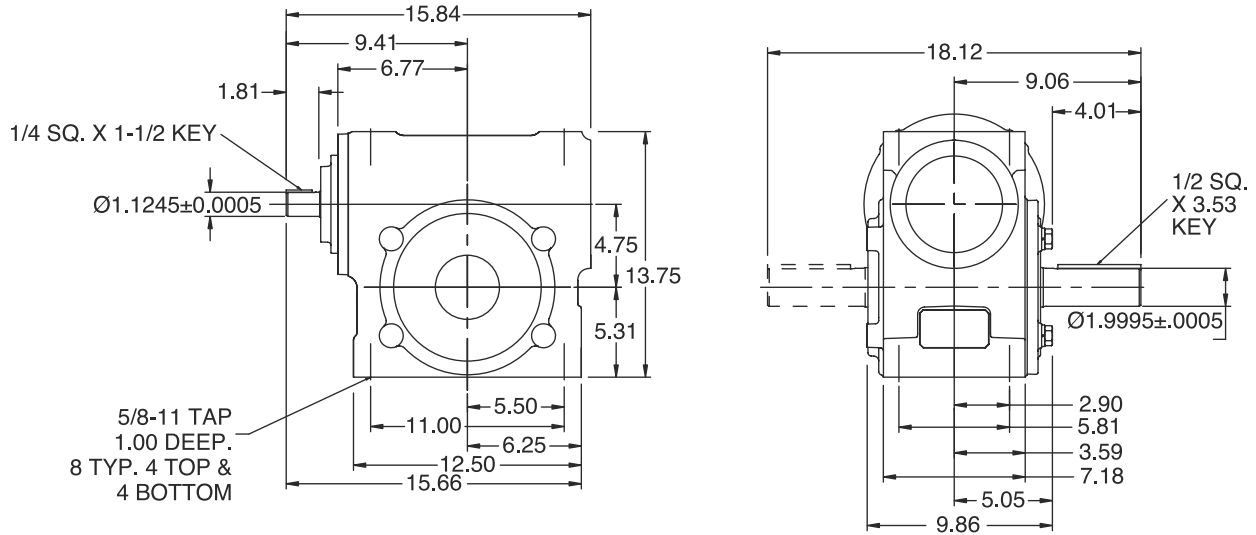
Ultra Kleen Dimensions



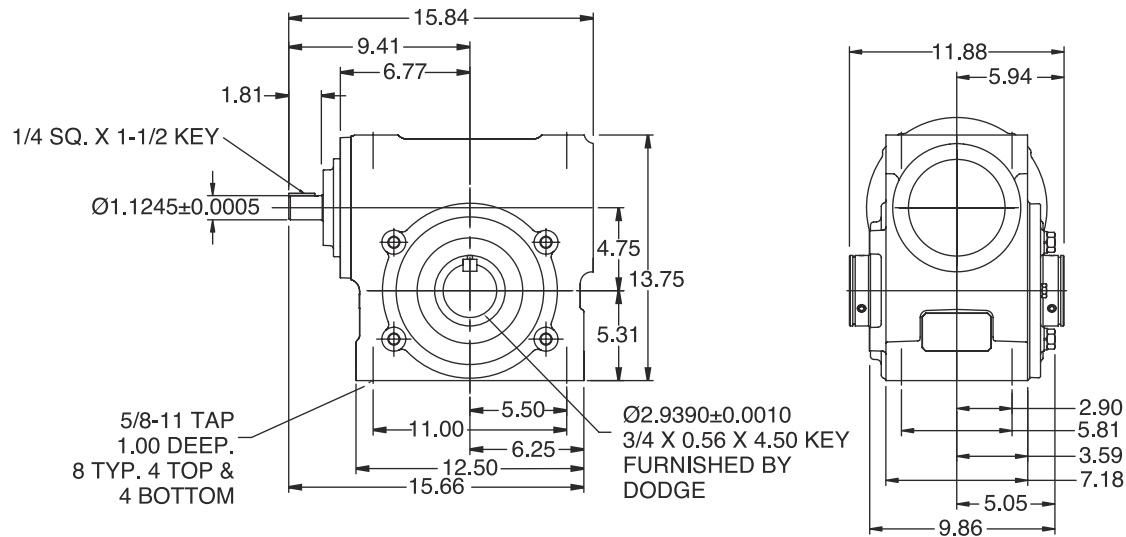
RATINGS/DIMENSIONS

Tigear-2 Reducers With Separate Input - Size 47

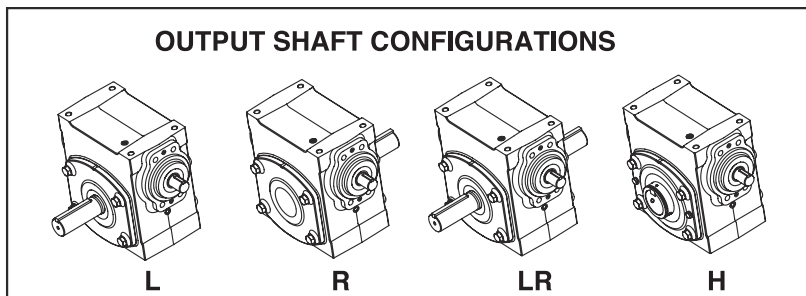
SOLID OUTPUT



HOLLOW OUTPUT



OUTPUT SHAFT CONFIGURATIONS





RATINGS/DIMENSIONS

Tigear-2 Reducers With 3-Piece Coupled Input - Size 47

3-piece coupled units include a separate reducer, 3-piece coupling and motor adapter housing assembled together. These assemblies are normally "made to order" with a 5 day standard lead time.

Ratio	Output RPM	Rating Data 1750 Input RPM		Part Number			Shaft Position
				180TC	210TC	250TC	
5	350	Mechanical Input HP	28.45	-	-	47A05L25	L
		Thermal Input HP	29.12			47A05R25	R
		Output Torque (lb. in.)	4832			47A05LR25	LR
		Mechanical Output HP	26.84			47A05H25	HOLLOW
		Output OHL (lbs.)	5100			-	-
7.5	233	Mechanical Input HP	23.35	-	-	47A07L25	L
		Thermal Input HP	24.37			47A07R25	R
		Output Torque (lb. in.)	5801			47A07LR25	LR
		Mechanical Output HP	21.77			47A07H25	HOLLOW
		Output OHL (lbs.)	5600			-	-
10	175	Mechanical Input HP	19.27	-	47A10L21	47A10L25	L
		Thermal Input HP	20.08		47A10R21	47A10R25	R
		Output Torque (lb. in.)	6390		47A10LR21	47A10LR25	LR
		Mechanical Output HP	17.74		47A10H21	47A10H25	HOLLOW
		Output OHL (lbs.)	5600		-	-	
15	117	Mechanical Input HP	14.05	-	47A15L21	-	L
		Thermal Input HP	14.14		47A15R21		R
		Output Torque (lb. in.)	6739		47A15LR21		LR
		Mechanical Output HP	12.47		47A15H21		HOLLOW
		Output OHL (lbs.)	5600		-		-
20	88	Mechanical Input HP	10.82	-	47A20L21	-	L
		Thermal Input HP	10.96		47A20R21		R
		Output Torque (lb. in.)	6659		47A20LR21		LR
		Mechanical Output HP	9.24		47A20H21		HOLLOW
		Output OHL (lbs.)	5600		-		-
25	70	Mechanical Input HP	8.76	47A25L18	47A25L21	-	L
		Thermal Input HP	8.09	47A25R18	47A25R21		R
		Output Torque (lb. in.)	6410	47A25LR18	47A25LR21		LR
		Mechanical Output HP	7.12	47A25H18	47A25H21		HOLLOW
		Output OHL (lbs.)	5600	-	-		
30	58	Mechanical Input HP	7.95	47A30L18	-	-	L
		Thermal Input HP	7.22	47A30R18			R
		Output Torque (lb. in.)	6845	47A30LR18			LR
		Mechanical Output HP	6.34	47A30H18			HOLLOW
		Output OHL (lbs.)	5600	-			-
40	44	Mechanical Input HP	6.21	47A40L18	-	-	L
		Thermal Input HP	5.66	47A40R18			R
		Output Torque (lb. in.)	6644	47A40LR18			LR
		Mechanical Output HP	4.61	47A40H18			HOLLOW
		Output OHL (lbs.)	5600	-			-
50	35	Mechanical Input HP	5.05	47A50L18	-	-	L
		Thermal Input HP	4.42	47A50R18			R
		Output Torque (lb. in.)	6241	47A50LR18			LR
		Mechanical Output HP	3.47	47A50H18			HOLLOW
		Output OHL (lbs.)	5600	-			-
60	29	Mechanical Input HP	4.12	47A60L18	-	-	L
		Thermal Input HP	3.65	47A60R18			R
		Output Torque (lb. in.)	5683	47A60LR18			LR
		Mechanical Output HP	2.63	47A60H18			HOLLOW
		Output OHL (lbs.)	5600	-			-

Note: Reducers are shipped without a mounting base. Order bolt-on base kit **47BASE** if required.

FEATURES/BENEFITS PAGE 2	SPECIFICATION PAGE 8	HOW TO ORDER/NOMENCLATURE PAGE 9	WASHDOWN PRODUCT PAGE 80
-----------------------------	-------------------------	-------------------------------------	-----------------------------

Features / Benefits

Specification / How to Order / Nomenclature

Selection Procedures / HP & S.F.

Ratings / Dimensions

Washdown E-Z Kleen

Washdown Ultra Kleen

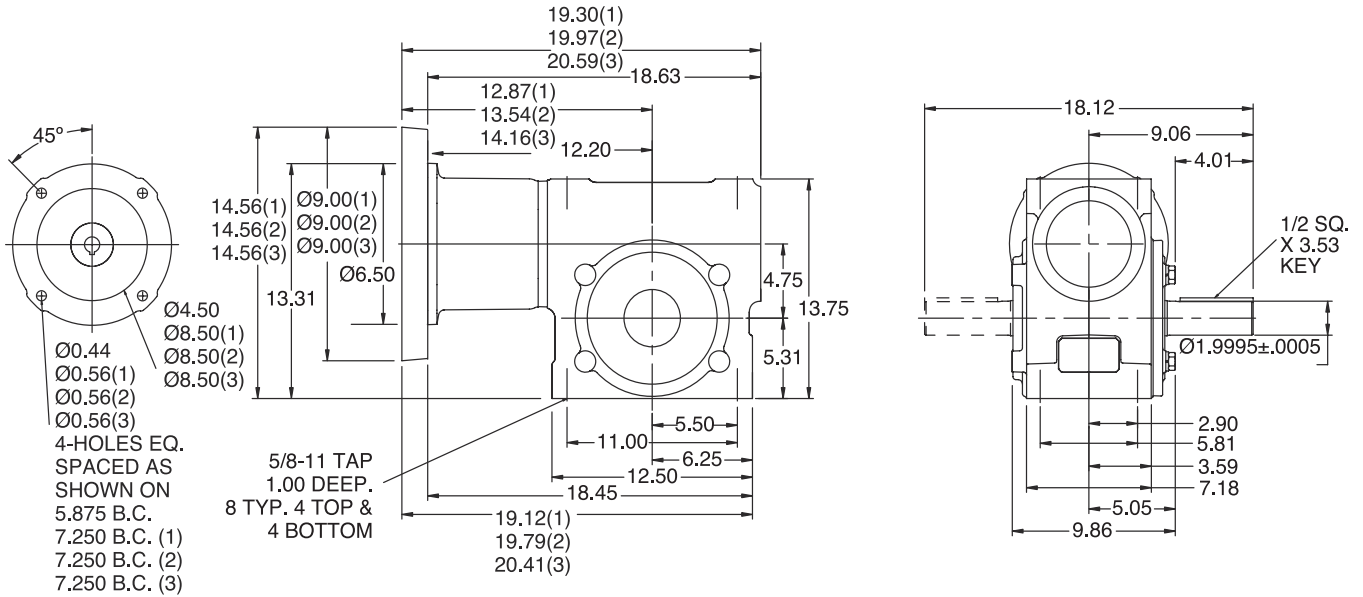
Ultra Kleen Dimensions



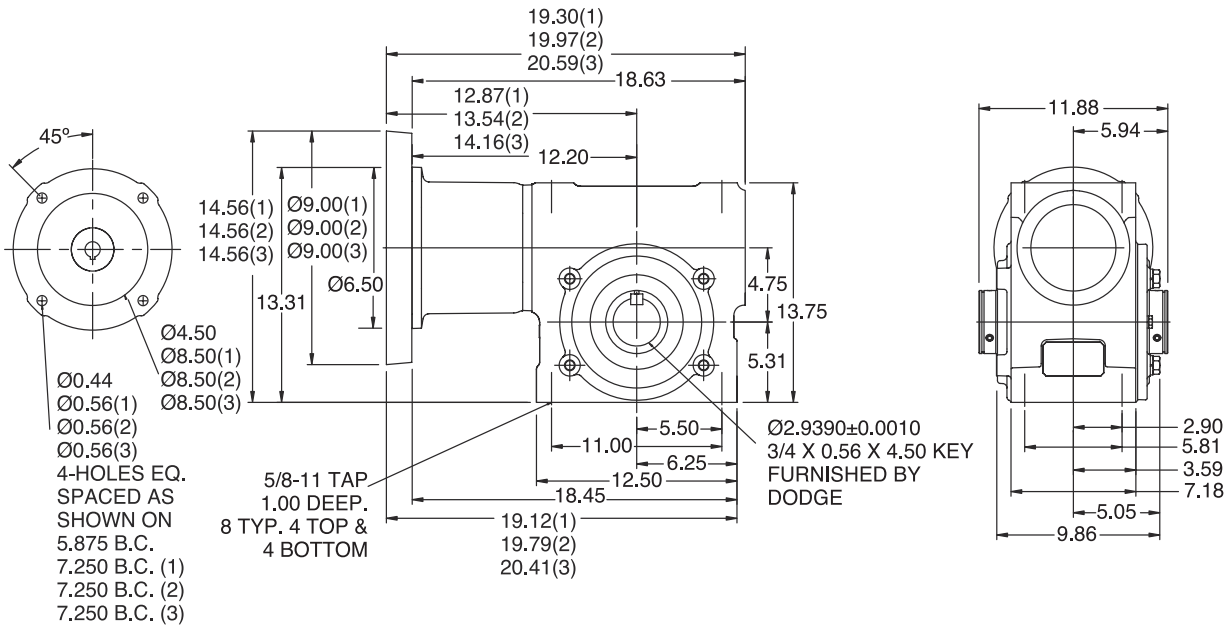
RATINGS/DIMENSIONS

Tigear-2 Reducers With 3-Piece Coupled Input - Size 47

SOLID OUTPUT



HOLLOW OUTPUT

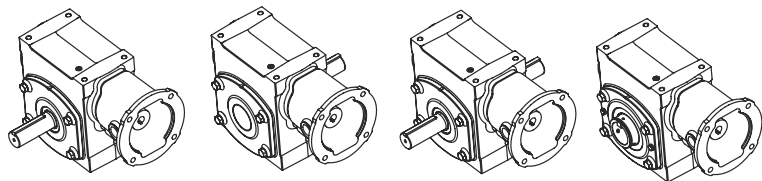


(1) DIMENSIONS APPLY TO
180 FRAME MOTOR ADAPTER

(2) DIMENSIONS APPLY TO
210 FRAME MOTOR ADAPTER

(3) DIMENSIONS APPLY TO
250 FRAME MOTOR ADAPTER

OUTPUT SHAFT CONFIGURATIONS



L

R

LR

H



WASHDOWN PRODUCTS

Tigear-2 E-Z Kleen Reducers With Quill Input - Size 13

Ratio	Output RPM	Rating Data		Part Number	Shaft Position
		1750 Input RPM		56C	
5	350	Mechanical Input HP	1.32	13QZ05L56	L
		Thermal Input HP	2.94	13QZ05R56	R
		Output Torque (lb. in.)	219	13QZ05LR56	LR
		Mechanical Output HP	1.22	13QZ05H56	HOLLOW
		Output OHL (lbs.)	650	-	-
7.5	233	Mechanical Input HP	1.04	13QZ07L56	L
		Thermal Input HP	2.27	13QZ07R56	R
		Output Torque (lb. in.)	251	13QZ07LR56	LR
		Mechanical Output HP	0.94	13QZ07H56	HOLLOW
		Output OHL (lbs.)	650	-	-
10	175	Mechanical Input HP	0.85	13QZ10L56	L
		Thermal Input HP	1.96	13QZ10R56	R
		Output Torque (lb. in.)	270	13QZ10LR56	LR
		Mechanical Output HP	0.75	13QZ10H56	HOLLOW
		Output OHL (lbs.)	650	-	-
15	117	Mechanical Input HP	0.64	13QZ15L56	L
		Thermal Input HP	1.38	13QZ15R56	R
		Output Torque (lb. in.)	293	13QZ15LR56	LR
		Mechanical Output HP	0.54	13QZ15H56	HOLLOW
		Output OHL (lbs.)	650	-	-
20	88	Mechanical Input HP	0.53	13QZ20L56	L
		Thermal Input HP	1.06	13QZ20R56	R
		Output Torque (lb. in.)	304	13QZ20LR56	LR
		Mechanical Output HP	0.42	13QZ20H56	HOLLOW
		Output OHL (lbs.)	650	-	-
25	70	Mechanical Input HP	0.46	13QZ25L56	L
		Thermal Input HP	0.86	13QZ25R56	R
		Output Torque (lb. in.)	311	13QZ25LR56	LR
		Mechanical Output HP	0.35	13QZ25H56	HOLLOW
		Output OHL (lbs.)	650	-	-
30	58	Mechanical Input HP	0.39	13QZ30L56	L
		Thermal Input HP	0.85	13QZ30R56	R
		Output Torque (lb. in.)	314	13QZ30LR56	LR
		Mechanical Output HP	0.29	13QZ30H56	HOLLOW
		Output OHL (lbs.)	650	-	-
40	44	Mechanical Input HP	0.32	13QZ40L56	L
		Thermal Input HP	0.70	13QZ40R56	R
		Output Torque (lb. in.)	319	13QZ40LR56	LR
		Mechanical Output HP	0.22	13QZ40H56	HOLLOW
		Output OHL (lbs.)	650	-	-
50	35	Mechanical Input HP	0.27	13QZ50L56	L
		Thermal Input HP	0.61	13QZ50R56	R
		Output Torque (lb. in.)	313	13QZ50LR56	LR
		Mechanical Output HP	0.17	13QZ50H56	HOLLOW
		Output OHL (lbs.)	650	-	-
60	29	Mechanical Input HP	0.23	13QZ60L56	L
		Thermal Input HP	0.54	13QZ60R56	R
		Output Torque (lb. in.)	298	13QZ60LR56	LR
		Mechanical Output HP	0.14	13QZ60H56	HOLLOW
		Output OHL (lbs.)	650	-	-

Note: Reducers are shipped without a mounting base.
Washdown accessories available in accessories section.



WASHDOWN PRODUCTS

Tigear-2 E-Z Kleen Reducers With 3-Piece Coupled Input - Size 13

3-piece coupled units include a separate reducer, 3-piece coupling and motor adapter housing assembled together.

Ratio	Output RPM	Rating Data 1750 Input RPM		Part Number	Shaft Position
				56C	
5	350	Mechanical Input HP	1.32	13AZ05L56	L
		Thermal Input HP	2.94	13AZ05R56	R
		Output Torque (lb. in.)	219	13AZ05LR56	LR
		Mechanical Output HP	1.22	13AZ05H56	HOLLOW
		Output OHL (lbs.)	650	-	-
7.5	233	Mechanical Input HP	1.04	13AZ07L56	L
		Thermal Input HP	2.27	13AZ07R56	R
		Output Torque (lb. in.)	251	13AZ07LR56	LR
		Mechanical Output HP	0.94	13AZ07H56	HOLLOW
		Output OHL (lbs.)	650	-	-
10	175	Mechanical Input HP	0.85	13AZ10L56	L
		Thermal Input HP	1.96	13AZ10R56	R
		Output Torque (lb. in.)	270	13AZ10LR56	LR
		Mechanical Output HP	0.75	13AZ10H56	HOLLOW
		Output OHL (lbs.)	650	-	-
15	117	Mechanical Input HP	0.64	13AZ15L56	L
		Thermal Input HP	1.38	13AZ15R56	R
		Output Torque (lb. in.)	293	13AZ15LR56	LR
		Mechanical Output HP	0.54	13AZ15H56	HOLLOW
		Output OHL (lbs.)	650	-	-
20	88	Mechanical Input HP	0.53	13AZ20L56	L
		Thermal Input HP	1.06	13AZ20R56	R
		Output Torque (lb. in.)	304	13AZ20LR56	LR
		Mechanical Output HP	0.42	13AZ20H56	HOLLOW
		Output OHL (lbs.)	650	-	-
25	70	Mechanical Input HP	0.46	13AZ25L56	L
		Thermal Input HP	0.86	13AZ25R56	R
		Output Torque (lb. in.)	311	13AZ25LR56	LR
		Mechanical Output HP	0.35	13AZ25H56	HOLLOW
		Output OHL (lbs.)	650	-	-
30	58	Mechanical Input HP	0.39	13AZ30L56	L
		Thermal Input HP	0.85	13AZ30R56	R
		Output Torque (lb. in.)	314	13AZ30LR56	LR
		Mechanical Output HP	0.29	13AZ30H56	HOLLOW
		Output OHL (lbs.)	650	-	-
40	44	Mechanical Input HP	0.32	13AZ40L56	L
		Thermal Input HP	0.70	13AZ40R56	R
		Output Torque (lb. in.)	319	13AZ40LR56	LR
		Mechanical Output HP	0.22	13AZ40H56	HOLLOW
		Output OHL (lbs.)	650	-	-
50	35	Mechanical Input HP	0.27	13AZ50L56	L
		Thermal Input HP	0.61	13AZ50R56	R
		Output Torque (lb. in.)	313	13AZ50LR56	LR
		Mechanical Output HP	0.17	13AZ50H56	HOLLOW
		Output OHL (lbs.)	650	-	-
60	29	Mechanical Input HP	0.23	13AZ60L56	L
		Thermal Input HP	0.54	13AZ60R56	R
		Output Torque (lb. in.)	298	13AZ60LR56	LR
		Mechanical Output HP	0.14	13AZ60H56	HOLLOW
		Output OHL (lbs.)	650	-	-

Note: Reducers are shipped without a mounting base.
Washdown accessories available in accessories section.

FEATURES/BENEFITS PAGE 2	SPECIFICATION PAGE 8	NOMENCLATURE PAGE 9	RATINGS/DIMENSIONS PAGE 16
-----------------------------	-------------------------	------------------------	-------------------------------



WASHDOWN PRODUCTS

Tigear-2 E-Z Kleen Reducers With Quill Input - Size 15

Ratio	Output RPM	Rating Data		Part Number	Shaft Position
		1750 Input RPM		56C	
5	350	Mechanical Input HP	1.75	15QZ05L56	L
		Thermal Input HP	3.34	15QZ05R56	R
		Output Torque (lb. in.)	293	15QZ05LR56	LR
		Mechanical Output HP	1.63	15QZ05H56	HOLLOW
		Output OHL (lbs.)	710	-	-
7.5	233	Mechanical Input HP	1.40	15QZ07L56	L
		Thermal Input HP	2.55	15QZ07R56	R
		Output Torque (lb. in.)	337	15QZ07LR56	LR
		Mechanical Output HP	1.26	15QZ07H56	HOLLOW
		Output OHL (lbs.)	710	-	-
10	175	Mechanical Input HP	1.13	15QZ10L56	L
		Thermal Input HP	2.22	15QZ10R56	R
		Output Torque (lb. in.)	361	15QZ10LR56	LR
		Mechanical Output HP	1.00	15QZ10H56	HOLLOW
		Output OHL (lbs.)	710	-	-
15	117	Mechanical Input HP	0.86	15QZ15L56	L
		Thermal Input HP	1.58	15QZ15R56	R
		Output Torque (lb. in.)	392	15QZ15LR56	LR
		Mechanical Output HP	0.73	15QZ15H56	HOLLOW
		Output OHL (lbs.)	710	-	-
20	88	Mechanical Input HP	0.70	15QZ20L56	L
		Thermal Input HP	1.26	15QZ20R56	R
		Output Torque (lb. in.)	407	15QZ20LR56	LR
		Mechanical Output HP	0.56	15QZ20H56	HOLLOW
		Output OHL (lbs.)	710	-	-
25	70	Mechanical Input HP	0.60	15QZ25L56	L
		Thermal Input HP	0.99	15QZ25R56	R
		Output Torque (lb. in.)	410	15QZ25LR56	LR
		Mechanical Output HP	0.46	15QZ25H56	HOLLOW
		Output OHL (lbs.)	710	-	-
30	58	Mechanical Input HP	0.51	15QZ30L56	L
		Thermal Input HP	0.96	15QZ30R56	R
		Output Torque (lb. in.)	413	15QZ30LR56	LR
		Mechanical Output HP	0.38	15QZ30H56	HOLLOW
		Output OHL (lbs.)	710	-	-
40	44	Mechanical Input HP	0.41	15QZ40L56	L
		Thermal Input HP	0.80	15QZ40R56	R
		Output Torque (lb. in.)	417	15QZ40LR56	LR
		Mechanical Output HP	0.29	15QZ40H56	HOLLOW
		Output OHL (lbs.)	710	-	-
50	35	Mechanical Input HP	0.34	15QZ50L56	L
		Thermal Input HP	0.70	15QZ50R56	R
		Output Torque (lb. in.)	402	15QZ50LR56	LR
		Mechanical Output HP	0.22	15QZ50H56	HOLLOW
		Output OHL (lbs.)	710	-	-
60	29	Mechanical Input HP	0.29	15QZ60L56	L
		Thermal Input HP	0.62	15QZ60R56	R
		Output Torque (lb. in.)	381	15QZ60LR56	LR
		Mechanical Output HP	0.18	15QZ60H56	HOLLOW
		Output OHL (lbs.)	710	-	-

Note: Reducers are shipped without a mounting base.
Washdown accessories available in accessories section.

FEATURES/BENEFITS PAGE 2	SPECIFICATION PAGE 8	NOMENCLATURE PAGE 9	RATINGS/DIMENSIONS PAGE 16
-----------------------------	-------------------------	------------------------	-------------------------------

Features / Benefits

Specification / How to Order / Nomenclature

Selection Procedures / HP & S.F.

Ratings / Dimensions

Washdown E-Z Kleen

Washdown Ultra Kleen

Ultra Kleen Dimensions

WASHDOWN PRODUCTS



Tigear-2 E-Z kleen Reducers With 3-Piece Coupled Input - Size 15

3-piece coupled units include a separate reducer, 3-piece coupling and motor adapter housing assembled together.

Ratio	Output RPM	Rating Data 1750 Input RPM		Part Number	Shaft Position
				56C	
5	350	Mechanical Input HP	1.75	15AZ05L56	L
		Thermal Input HP	3.34	15AZ05R56	R
		Output Torque (lb. in.)	293	15AZ05LR56	LR
		Mechanical Output HP	1.63	15AZ05H56	HOLLOW
		Output OHL (lbs.)	710	-	-
7.5	233	Mechanical Input HP	1.40	15AZ07L56	L
		Thermal Input HP	2.55	15AZ07R56	R
		Output Torque (lb. in.)	337	15AZ07LR56	LR
		Mechanical Output HP	1.26	15AZ07H56	HOLLOW
		Output OHL (lbs.)	710	-	-
10	175	Mechanical Input HP	1.13	15AZ10L56	L
		Thermal Input HP	2.22	15AZ10R56	R
		Output Torque (lb. in.)	361	15AZ10LR56	LR
		Mechanical Output HP	1.00	15AZ10H56	HOLLOW
		Output OHL (lbs.)	710	-	-
15	117	Mechanical Input HP	0.86	15AZ15L56	L
		Thermal Input HP	1.58	15AZ15R56	R
		Output Torque (lb. in.)	392	15AZ15LR56	LR
		Mechanical Output HP	0.73	15AZ15H56	HOLLOW
		Output OHL (lbs.)	710	-	-
20	88	Mechanical Input HP	0.70	15AZ20L56	L
		Thermal Input HP	1.26	15AZ20R56	R
		Output Torque (lb. in.)	407	15AZ20LR56	LR
		Mechanical Output HP	0.56	15AZ20H56	HOLLOW
		Output OHL (lbs.)	710	-	-
25	70	Mechanical Input HP	0.60	15AZ25L56	L
		Thermal Input HP	0.99	15AZ25R56	R
		Output Torque (lb. in.)	410	15AZ25LR56	LR
		Mechanical Output HP	0.46	15AZ25H56	HOLLOW
		Output OHL (lbs.)	710	-	-
30	58	Mechanical Input HP	0.51	15AZ30L56	L
		Thermal Input HP	0.96	15AZ30R56	R
		Output Torque (lb. in.)	413	15AZ30LR56	LR
		Mechanical Output HP	0.38	15AZ30H56	HOLLOW
		Output OHL (lbs.)	710	-	-
40	44	Mechanical Input HP	0.41	15AZ40L56	L
		Thermal Input HP	0.80	15AZ40R56	R
		Output Torque (lb. in.)	417	15AZ40LR56	LR
		Mechanical Output HP	0.29	15AZ40H56	HOLLOW
		Output OHL (lbs.)	710	-	-
50	35	Mechanical Input HP	0.34	15AZ50L56	L
		Thermal Input HP	0.70	15AZ50R56	R
		Output Torque (lb. in.)	402	15AZ50LR56	LR
		Mechanical Output HP	0.22	15AZ50H56	HOLLOW
		Output OHL (lbs.)	710	-	-
60	29	Mechanical Input HP	0.29	15AZ60L56	L
		Thermal Input HP	0.62	15AZ60R56	R
		Output Torque (lb. in.)	381	15AZ60LR56	LR
		Mechanical Output HP	0.18	15AZ60H56	HOLLOW
		Output OHL (lbs.)	710	-	-

Note: Reducers are shipped without a mounting base.
Washdown accessories available in accessories section.

FEATURES/BENEFITS PAGE 2	SPECIFICATION PAGE 8	NOMENCLATURE PAGE 9	RATINGS/DIMENSIONS PAGE 16
-----------------------------	-------------------------	------------------------	-------------------------------



WASHDOWN PRODUCTS

Tigear-2 E-Z KLEEN Reducers With Quill Input- Size 17

Ratio	Output RPM	Rating Data 1750 Input RPM		Part Number		Shaft Position
				56C	140TC	
5	350	Mechanical Input HP	2.59	17QZ05L56	17QZ05L14	L
		Thermal Input HP	3.97	17QZ05R56	17QZ05R14	R
		Output Torque (lb. in.)	430	17QZ05LR56	17QZ05LR14	LR
		Mechanical Output HP	2.39	17QZ05H56	17QZ05H14	HOLLOW
		Output OHL (lbs.)	1050	-	-	-
7.5	233	Mechanical Input HP	2.06	17QZ07L56	17QZ07L14	L
		Thermal Input HP	3.42	17QZ07R56	17QZ07R14	R
		Output Torque (lb. in.)	500	17QZ07LR56	17QZ07LR14	LR
		Mechanical Output HP	1.88	17QZ07H56	17QZ07H14	HOLLOW
		Output OHL (lbs.)	1190	-	-	-
10	175	Mechanical Input HP	1.67	17QZ10L56	17QZ10L14	L
		Thermal Input HP	2.76	17QZ10R56	17QZ10R14	R
		Output Torque (lb. in.)	534	17QZ10LR56	17QZ10LR14	LR
		Mechanical Output HP	1.48	17QZ10H56	17QZ10H14	HOLLOW
		Output OHL (lbs.)	1190	-	-	-
15	117	Mechanical Input HP	1.27	17QZ15L56	17QZ15L14	L
		Thermal Input HP	2.01	17QZ15R56	17QZ15R14	R
		Output Torque (lb. in.)	583	17QZ15LR56	17QZ15LR14	LR
		Mechanical Output HP	1.08	17QZ15H56	17QZ15H14	HOLLOW
		Output OHL (lbs.)	1190	-	-	-
20	88	Mechanical Input HP	1.03	17QZ20L56	17QZ20L14	L
		Thermal Input HP	1.58	17QZ20R56	17QZ20R14	R
		Output Torque (lb. in.)	602	17QZ20LR56	17QZ20LR14	LR
		Mechanical Output HP	0.84	17QZ20H56	17QZ20H14	HOLLOW
		Output OHL (lbs.)	1190	-	-	-
25	70	Mechanical Input HP	0.88	17QZ25L56	-	L
		Thermal Input HP	1.28	17QZ25R56		R
		Output Torque (lb.in.)	609	17QZ25LR56		LR
		Mechanical Output HP	0.68	17QZ25H56		HOLLOW
		Output OHL (lbs.)	1190	-		-
30	58	Mechanical Input HP	0.76	17QZ30L56	-	L
		Thermal Input HP	1.20	17QZ30R56		R
		Output Torque (lb. in.)	615	17QZ30LR56		LR
		Mechanical Output HP	0.57	17QZ30H56		HOLLOW
		Output OHL (lbs.)	1190	-		-
40	44	Mechanical Input HP	0.60	17QZ40L56	-	L
		Thermal Input HP	1.09	17QZ40R56		R
		Output Torque (lb. in.)	627	17QZ40LR56		LR
		Mechanical Output HP	0.43	17QZ40H56		HOLLOW
		Output OHL (lbs.)	1190	-		-
50	35	Mechanical Input HP	0.51	17QZ50L56	-	L
		Thermal Input HP	0.90	17QZ50R56		R
		Output Torque (lb. in.)	608	17QZ50LR56		LR
		Mechanical Output HP	0.34	17QZ50H56		HOLLOW
		Output OHL (lbs.)	1190	-		-
60	29	Mechanical Input HP	0.43	17QZ60L56	-	L
		Thermal Input HP	0.80	17QZ60R56		R
		Output Torque (lb. in.)	576	17QZ60LR56		LR
		Mechanical Output HP	0.27	17QZ60H56		HOLLOW
		Output OHL (lbs.)	1190	-		-

Note: Reducers are shipped without a mounting base.
Washdown accessories available in accessories section.

FEATURES/BENEFITS PAGE 2	SPECIFICATION PAGE 8	NOMENCLATURE PAGE 9	RATINGS/DIMENSIONS PAGE 16
-----------------------------	-------------------------	------------------------	-------------------------------

Features / Benefits

Specification / How to Order / Nomenclature

Selection Procedures / HP & S.F.

Ratings / Dimensions

Washdown E-Z Kleen

Washdown Ultra Kleen

Ultra Kleen Dimensions



WASHDOWN PRODUCTS

Tigear-2 E-Z KLEEN Reducers With 3-Piece Coupled Input - Size 17

3-piece coupled units include a separate reducer, 3-piece coupling and motor adapter housing assembled together.

Ratio	Output RPM	Rating Data 1750 Input RPM		Part Number		Shaft Position
				56C	140TC	
5	350	Mechanical Input HP	2.59	17AZ05L56	17AZ05L14	L
		Thermal Input HP	3.97	17AZ05R56	17AZ05R14	R
		Output Torque (lb.in.)	430	17AZ05LR56	17AZ05LR14	LR
		Mechanical Output HP	2.39	17AZ05H56	17AZ05H14	HOLLOW
		Output OHL (lbs.)	1050	-	-	-
7.5	233	Mechanical Input HP	2.06	17AZ07L56	17AZ07L14	L
		Thermal Input HP	3.42	17AZ07R56	17AZ07R14	R
		Output Torque (lb.in.)	500	17AZ07LR56	17AZ07LR14	LR
		Mechanical Output HP	1.88	17AZ07H56	17AZ07H14	HOLLOW
		Output OHL (lbs.)	1190	-	-	-
10	175	Mechanical Input HP	1.67	17AZ10L56	17AZ10L14	L
		Thermal Input HP	2.76	17AZ10R56	17AZ10R14	R
		Output Torque (lb.in.)	534	17AZ10LR56	17AZ10LR14	LR
		Mechanical Output HP	1.48	17AZ10H56	17AZ10H14	HOLLOW
		Output OHL (lbs.)	1190	-	-	-
15	117	Mechanical Input HP	1.27	17AZ15L56	17AZ15L14	L
		Thermal Input HP	2.01	17AZ15R56	17AZ15R14	R
		Output Torque (lb.in.)	583	17AZ15LR56	17AZ15LR14	LR
		Mechanical Output HP	1.08	17AZ15H56	17AZ15H14	HOLLOW
		Output OHL (lbs.)	1190	-	-	-
20	88	Mechanical Input HP	1.03	17AZ20L56	17AZ20L14	L
		Thermal Input HP	1.58	17AZ20R56	17AZ20R14	R
		Output Torque (lb.in.)	602	17AZ20LR56	17AZ20LR14	LR
		Mechanical Output HP	0.84	17AZ20H56	17AZ20H14	HOLLOW
		Output OHL (lbs.)	1190	-	-	-
25	70	Mechanical Input HP	0.88	17AZ25L56	-	L
		Thermal Input HP	1.28	17AZ25R56	-	R
		Output Torque (lb.in.)	609	17AZ25LR56	-	LR
		Mechanical Output HP	0.68	17AZ25H56	-	HOLLOW
		Output OHL (lbs.)	1190	-	-	-
30	58	Mechanical Input HP	0.76	17AZ30L56	-	L
		Thermal Input HP	1.20	17AZ30R56	-	R
		Output Torque (lb.in.)	615	17AZ30LR56	-	LR
		Mechanical Output HP	0.57	17AZ30H56	-	HOLLOW
		Output OHL (lbs.)	1190	-	-	-
40	44	Mechanical Input HP	0.60	17AZ40L56	-	L
		Thermal Input HP	1.09	17AZ40R56	-	R
		Output Torque (lb.in.)	627	17AZ40LR56	-	LR
		Mechanical Output HP	0.43	17AZ40H56	-	HOLLOW
		Output OHL (lbs.)	1190	-	-	-
50	35	Mechanical Input HP	0.51	17AZ50L56	-	L
		Thermal Input HP	0.90	17AZ50R56	-	R
		Output Torque (lb.in.)	608	17AZ50LR56	-	LR
		Mechanical Output HP	0.34	17AZ50H56	-	HOLLOW
		Output OHL (lbs.)	1190	-	-	-
60	29	Mechanical Input HP	0.43	17AZ60L56	-	L
		Thermal Input HP	0.80	17AZ60R56	-	R
		Output Torque (lb.in.)	576	17AZ60LR56	-	LR
		Mechanical Output HP	0.27	17AZ60H56	-	HOLLOW
		Output OHL (lbs.)	1190	-	-	-

Note: Reducers are shipped without a mounting base.
Washdown accessories available in accessories section.



WASHDOWN PRODUCTS

Tigear-2 E-Z KLEEN Reducers With Quill Input - Size 20

Ratio	Output RPM	Rating Data		Part Number		Shaft Position
		1750 Input RPM		56C	140TC	
5	350	Mechanical Input HP	3.47	20QZ05L56	20QZ05L14	L
		Thermal Input HP	4.90	20QZ05R56	20QZ05R14	R
		Output Torque (lb. in.)	581	20QZ05LR56	20QZ05LR14	LR
		Mechanical Output HP	3.23	20QZ05H56	20QZ05H14	HOLLOW
		Output OHL (lbs.)	1380	20QZ05HA56	20QZ05HA14	HOLLOW ALT.
7.5	233	Mechanical Input HP	2.78	20QZ07L56	20QZ07L14	L
		Thermal Input HP	4.15	20QZ07R56	20QZ07R14	R
		Output Torque (lb. in.)	678	20QZ07LR56	20QZ07LR14	LR
		Mechanical Output HP	2.54	20QZ07H56	20QZ07H14	HOLLOW
		Output OHL (lbs.)	1560	20QZ07HA56	20QZ07HA14	HOLLOW ALT.
10	175	Mechanical Input HP	2.25	20QZ10L56	20QZ10L14	L
		Thermal Input HP	3.25	20QZ10R56	20QZ10R14	R
		Output Torque (lb. in.)	725	20QZ10LR56	20QZ10LR14	LR
		Mechanical Output HP	2.01	20QZ10H56	20QZ10H14	HOLLOW
		Output OHL (lbs.)	1560	20QZ10HA56	20QZ10HA14	HOLLOW ALT.
15	117	Mechanical Input HP	1.69	20QZ15L56	20QZ15L14	L
		Thermal Input HP	2.52	20QZ15R56	20QZ15R14	R
		Output Torque (lb. in.)	790	20QZ15LR56	20QZ15LR14	LR
		Mechanical Output HP	1.46	20QZ15H56	20QZ15H14	HOLLOW
		Output OHL (lbs.)	1560	20QZ15HA56	20QZ15HA14	HOLLOW ALT.
20	88	Mechanical Input HP	1.34	20QZ20L56	20QZ20L14	L
		Thermal Input HP	1.99	20QZ20R56	20QZ20R14	R
		Output Torque (lb. in.)	796	20QZ20LR56	20QZ20LR14	LR
		Mechanical Output HP	1.11	20QZ20H56	20QZ20H14	HOLLOW
		Output OHL (lbs.)	1560	20QZ20HA56	20QZ20HA14	HOLLOW ALT.
25	70	Mechanical Input HP	1.11	20QZ25L56	20QZ25L14	L
		Thermal Input HP	1.59	20QZ25R56	20QZ25R14	R
		Output Torque (lb. in.)	788	20QZ25LR56	20QZ25LR14	LR
		Mechanical Output HP	0.88	20QZ25H56	20QZ25H14	HOLLOW
		Output OHL (lbs.)	1560	20QZ25HA56	20QZ25HA14	HOLLOW ALT.
30	58	Mechanical Input HP	0.96	20QZ30L56	-	L
		Thermal Input HP	1.49	20QZ30R56		R
		Output Torque (lb. in.)	802	20QZ30LR56		LR
		Mechanical Output HP	0.74	20QZ30H56		HOLLOW
		Output OHL (lbs.)	1560	20QZ30HA56		HOLLOW ALT.
40	44	Mechanical Input HP	0.76	20QZ40L56	-	L
		Thermal Input HP	1.29	20QZ40R56		R
		Output Torque (lb. in.)	801	20QZ40LR56		LR
		Mechanical Output HP	0.56	20QZ40H56		HOLLOW
		Output OHL (lbs.)	1560	20QZ40HA56		HOLLOW ALT.
50	35	Mechanical Input HP	0.64	20QZ50L56	-	L
		Thermal Input HP	1.09	20QZ50R56		R
		Output Torque (lb. in.)	787	20QZ50LR56		LR
		Mechanical Output HP	0.44	20QZ50H56		HOLLOW
		Output OHL (lbs.)	1560	20QZ50HA56		HOLLOW ALT.
60	29	Mechanical Input HP	0.56	20QZ60L56	-	L
		Thermal Input HP	0.96	20QZ60R56		R
		Output Torque (lb. in.)	767	20QZ60LR56		LR
		Mechanical Output HP	0.36	20QZ60H56		HOLLOW
		Output OHL (lbs.)	1560	20QZ60HA56		HOLLOW ALT.

Note: Reducers are shipped without a mounting base.
Washdown accessories available in accessories section.

FEATURES/BENEFITS PAGE 2	SPECIFICATION PAGE 8	NOMENCLATURE PAGE 9	RATINGS/DIMENSIONS PAGE 16
-----------------------------	-------------------------	------------------------	-------------------------------

WASHDOWN PRODUCTS



Tigear-2 E-Z KLEEN Reducers With 3-Piece Coupled Input - Size 20

3-piece coupled units include a separate reducer, 3-piece coupling and motor adapter housing assembled together.

Ratio	Output RPM	Rating Data 1750 Input RPM		Part Number		Shaft Position
				56C	140TC	
5	350	Mechanical Input HP	3.47	20AZ05L56	20AZ05L14	L
		Thermal Input HP	4.90	20AZ05R56	20AZ05R14	R
		Output Torque (lb. in.)	581	20AZ05LR56	20AZ05LR14	LR
		Mechanical Output HP	3.23	20AZ05H56	20AZ05H14	HOLLOW
		Output OHL (lbs.)	1380	20AZ05HA56	20AZ05HA14	HOLLOW ALT.
7.5	233	Mechanical Input HP	2.78	20AZ07L56	20AZ07L14	L
		Thermal Input HP	4.15	20AZ07R56	20AZ07R14	R
		Output Torque (lb. in.)	678	20AZ07LR56	20AZ07LR14	LR
		Mechanical Output HP	2.54	20AZ07H56	20AZ07H14	HOLLOW
		Output OHL (lbs.)	1560	20AZ07HA56	20AZ07HA14	HOLLOW ALT.
10	175	Mechanical Input HP	2.25	20AZ10L56	20AZ10L14	L
		Thermal Input HP	3.25	20AZ10R56	20AZ10R14	R
		Output Torque (lb. in.)	725	20AZ10LR56	20AZ10LR14	LR
		Mechanical Output HP	2.01	20AZ10H56	20AZ10H14	HOLLOW
		Output OHL (lbs.)	1560	20AZ10HA56	20AZ10HA14	HOLLOW ALT.
15	117	Mechanical Input HP	1.69	20AZ15L56	20AZ15L14	L
		Thermal Input HP	2.52	20AZ15R56	20AZ15R14	R
		Output Torque (lb. in.)	790	20AZ15LR56	20AZ15LR14	LR
		Mechanical Output HP	1.46	20AZ15H56	20AZ15H14	HOLLOW
		Output OHL (lbs.)	1560	20AZ15HA56	20AZ15HA14	HOLLOW ALT.
20	88	Mechanical Input HP	1.34	20AZ20L56	20AZ20L14	L
		Thermal Input HP	1.99	20AZ20R56	20AZ20R14	R
		Output Torque (lb. in.)	796	20AZ20LR56	20AZ20LR14	LR
		Mechanical Output HP	1.11	20AZ20H56	20AZ20H14	HOLLOW
		Output OHL (lbs.)	1560	20AZ20HA56	20AZ20HA14	HOLLOW ALT.
25	70	Mechanical Input HP	1.11	20AZ25L56	20AZ25L14	L
		Thermal Input HP	1.59	20AZ25R56	20AZ25R14	R
		Output Torque (lb. in.)	788	20AZ25LR56	20AZ25LR14	LR
		Mechanical Output HP	0.88	20AZ25H56	20AZ25H14	HOLLOW
		Output OHL (lbs.)	1560	20AZ25HA56	20AZ25HA14	HOLLOW ALT.
30	58	Mechanical Input HP	0.96	20AZ30L56		L
		Thermal Input HP	1.49	20AZ30R56		R
		Output Torque (lb. in.)	802	20AZ30LR56	-	LR
		Mechanical Output HP	0.74	20AZ30H56		HOLLOW
		Output OHL (lbs.)	1560	20AZ30HA56		HOLLOW ALT.
40	44	Mechanical Input HP	0.76	20AZ40L56		L
		Thermal Input HP	1.29	20AZ40R56		R
		Output Torque (lb. in.)	801	20AZ40LR56	-	LR
		Mechanical Output HP	0.56	20AZ40H56		HOLLOW
		Output OHL (lbs.)	1560	20AZ40HA56		HOLLOW ALT.
50	35	Mechanical Input HP	0.64	20AZ50L56		L
		Thermal Input HP	1.09	20AZ50R56		R
		Output Torque (lb. in.)	787	20AZ50LR56	-	LR
		Mechanical Output HP	0.44	20AZ50H56		HOLLOW
		Output OHL (lbs.)	1560	20AZ50HA56		HOLLOW ALT.
60	29	Mechanical Input HP	0.56	20AZ60L56		L
		Thermal Input HP	0.96	20AZ60R56		R
		Output Torque (lb. in.)	767	20AZ60LR56	-	LR
		Mechanical Output HP	0.36	20AZ60H56		HOLLOW
		Output OHL (lbs.)	1560	20AZ60HA56		HOLLOW ALT.

Note: Reducers are shipped without a mounting base.
Washdown accessories available in accessories section.

FEATURES/BENEFITS PAGE 2	SPECIFICATION PAGE 8	NOMENCLATURE PAGE 9	RATINGS/DIMENSIONS PAGE 16
-----------------------------	-------------------------	------------------------	-------------------------------



WASHDOWN PRODUCTS

Tigear-2 E-Z KLEEN Reducers With Quill Input - Size 23

Ratio	Output RPM	Rating Data 1750 Input RPM		Part Number			Shaft Position
				56C	140TC	180TC	
5	350	Mechanical Input HP	5.25	23QZ05L56	23QZ05L14	23QZ05L18	L
		Thermal Input HP	6.61	23QZ05R56	23QZ05R14	23QZ05R18	R
		Output Torque (lb. in.)	881	23QZ05LR56	23QZ05LR14	23QZ05LR18	LR
		Mechanical Output HP	4.89	23QZ05H56	23QZ05H14	23QZ05H18	HOLLOW
		Output OHL (lbs.)	1330	23QZ05HA56	23QZ05HA14	23QZ05HA18	HOLLOW ALT.
7.5	233	Mechanical Input HP	4.18	23QZ07L56	23QZ07L14	23QZ07L18	L
		Thermal Input HP	5.64	23QZ07R56	23QZ07R14	23QZ07R18	R
		Output Torque (lb. in.)	1026	23QZ07LR56	23QZ07LR14	23QZ07LR18	LR
		Mechanical Output HP	3.85	23QZ07H56	23QZ07H14	23QZ07H18	HOLLOW
		Output OHL (lbs.)	1520	23QZ07HA56	23QZ07HA14	23QZ07HA18	HOLLOW ALT.
10	175	Mechanical Input HP	3.42	23QZ10L56	23QZ10L14	23QZ10L18	L
		Thermal Input HP	4.40	23QZ10R56	23QZ10R14	23QZ10R18	R
		Output Torque (lb. in.)	1106	23QZ10LR56	23QZ10LR14	23QZ10LR18	LR
		Mechanical Output HP	3.07	23QZ10H56	23QZ10H14	23QZ10H18	HOLLOW
		Output OHL (lbs.)	1610	23QZ10HA56	23QZ10HA14	23QZ10HA18	HOLLOW ALT.
15	117	Mechanical Input HP	2.57	23QZ15L56	23QZ15L14	-	L
		Thermal Input HP	3.30	23QZ15R56	23QZ15R14		R
		Output Torque (lb. in.)	1199	23QZ15LR56	23QZ15LR14		LR
		Mechanical Output HP	2.22	23QZ15H56	23QZ15H14		HOLLOW
		Output OHL (lbs.)	1610	23QZ15HA56	23QZ15HA14		HOLLOW ALT.
20	88	Mechanical Input HP	2.00	23QZ20L56	23QZ20L14	-	L
		Thermal Input HP	2.62	23QZ20R56	23QZ20R14		R
		Output Torque (lb. in.)	1178	23QZ20LR56	23QZ20LR14		LR
		Mechanical Output HP	1.64	23QZ20H56	23QZ20H14		HOLLOW
		Output OHL (lbs.)	1610	23QZ20HA56	23QZ20HA14		HOLLOW ALT.
25	70	Mechanical Input HP	1.65	23QZ25L56	23QZ25L14	-	L
		Thermal Input HP	2.16	23QZ25R56	23QZ25R14		R
		Output Torque (lb. in.)	1184	23QZ25LR56	23QZ25LR14		LR
		Mechanical Output HP	1.32	23QZ25H56	23QZ25H14		HOLLOW
		Output OHL (lbs.)	1610	23QZ25HA56	23QZ25HA14		HOLLOW ALT.
30	58	Mechanical Input HP	1.42	23QZ30L56	23QZ30L14	-	L
		Thermal Input HP	2.06	23QZ30R56	23QZ30R14		R
		Output Torque (lb. in.)	1201	23QZ30LR56	23QZ30LR14		LR
		Mechanical Output HP	1.11	23QZ30H56	23QZ30H14		HOLLOW
		Output OHL (lbs.)	1610	23QZ30HA56	23QZ30HA14		HOLLOW ALT.
40	44	Mechanical Input HP	1.11	23QZ40L56	23QZ40L14	-	L
		Thermal Input HP	1.73	23QZ40R56	23QZ40R14		R
		Output Torque (lb. in.)	1193	23QZ40LR56	23QZ40LR14		LR
		Mechanical Output HP	0.83	23QZ40H56	23QZ40H14		HOLLOW
		Output OHL (lbs.)	1610	23QZ40HA56	23QZ40HA14		HOLLOW ALT.
50	35	Mechanical Input HP	0.95	23QZ50L56	-	-	L
		Thermal Input HP	1.42	23QZ50R56			R
		Output Torque (lb. in.)	1182	23QZ50LR56			LR
		Mechanical Output HP	0.66	23QZ50H56			HOLLOW
		Output OHL (lbs.)	1610	23QZ50HA56			HOLLOW ALT.
60	29	Mechanical Input HP	0.80	23QZ60L56	-	-	L
		Thermal Input HP	1.24	23QZ60R56			R
		Output Torque (lb. in.)	1111	23QZ60LR56			LR
		Mechanical Output HP	0.51	23QZ60H56			HOLLOW
		Output OHL (lbs.)	1610	23QZ60HA56			HOLLOW ALT.

Note: Reducers are shipped without a mounting base.
Washdown accessories available in accessories section.

The output bore for hollow reducers listed above is 1-7/16". We also offer a 1-1/4" output bore. To order, add "SD104" to the end of the part number.
Example: 23QZ30H56SD104.

WASHDOWN PRODUCTS



Tigear-2 E-Z KLEEN Reducers With 3-Piece Coupled Input - Size 23

3-piece coupled units include a separate reducer, 3-piece coupling and motor adapter housing assembled together.

Ratio	Output RPM	Rating Data 1750 Input RPM		Part Number			Shaft Position
				56C	140TC	180TC	
5	350	Mechanical Input HP	5.25	23AZ05L56	23AZ05L14	23AZ05L18	L
		Thermal Input HP	6.61	23AZ05R56	23AZ05R14	23AZ05R18	R
		Output Torque (lb. in.)	881	23AZ05LR56	23AZ05LR14	23AZ05LR18	LR
		Mechanical Output HP	4.89	23AZ05H56	23AZ05H14	23AZ05H18	HOLLOW
		Output OHL (lbs.)	1330	23AZ05HA56	23AZ05HA14	23AZ05HA18	HOLLOW ALT.
7.5	233	Mechanical Input HP	4.18	23AZ07L56	23AZ07L14	23AZ07L18	L
		Thermal Input HP	5.64	23AZ07R56	23AZ07R14	23AZ07R18	R
		Output Torque (lb. in.)	1026	23AZ07LR56	23AZ07LR14	23AZ07LR18	LR
		Mechanical Output HP	3.85	23AZ07H56	23AZ07H14	23AZ07H18	HOLLOW
		Output OHL (lbs.)	1520	23AZ07HA56	23AZ07HA14	23AZ07HA18	HOLLOW ALT.
10	175	Mechanical Input HP	3.42	23AZ10L56	23AZ10L14	23AZ10L18	L
		Thermal Input HP	4.40	23AZ10R56	23AZ10R14	23AZ10R18	R
		Output Torque (lb. in.)	1106	23AZ10LR56	23AZ10LR14	23AZ10LR18	LR
		Mechanical Output HP	3.07	23AZ10H56	23AZ10H14	23AZ10H18	HOLLOW
		Output OHL (lbs.)	1610	23AZ10HA56	23AZ10HA14	23AZ10HA18	HOLLOW ALT.
15	117	Mechanical Input HP	2.57	23AZ15L56	23AZ15L14	-	L
		Thermal Input HP	3.30	23AZ15R56	23AZ15R14		R
		Output Torque (lb. in.)	1199	23AZ15LR56	23AZ15LR14		LR
		Mechanical Output HP	2.22	23AZ15H56	23AZ15H14		HOLLOW
		Output OHL (lbs.)	1610	23AZ15HA56	23AZ15HA14		HOLLOW ALT.
20	88	Mechanical Input HP	2.00	23AZ20L56	23AZ20L14	-	L
		Thermal Input HP	2.62	23AZ20R56	23AZ20R14		R
		Output Torque (lb. in.)	1178	23AZ20LR56	23AZ20LR14		LR
		Mechanical Output HP	1.64	23AZ20H56	23AZ20H14		HOLLOW
		Output OHL (lbs.)	1610	23AZ20HA56	23AZ20HA14		HOLLOW ALT.
25	70	Mechanical Input HP	1.65	23AZ25L56	23AZ25L14	-	L
		Thermal Input HP	2.16	23AZ25R56	23AZ25R14		R
		Output Torque (lb. in.)	1184	23AZ25LR56	23AZ25LR14		LR
		Mechanical Output HP	1.32	23AZ25H56	23AZ25H14		HOLLOW
		Output OHL (lbs.)	1610	23AZ25HA56	23AZ25HA14		HOLLOW ALT.
30	58	Mechanical Input HP	1.42	23AZ30L56	23AZ30L14	-	L
		Thermal Input HP	2.06	23AZ30R56	23AZ30R14		R
		Output Torque (lb. in.)	1201	23AZ30LR56	23AZ30LR14		LR
		Mechanical Output HP	1.11	23AZ30H56	23AZ30H14		HOLLOW
		Output OHL (lbs.)	1610	23AZ30HA56	23AZ30HA14		HOLLOW ALT.
40	44	Mechanical Input HP	1.11	23AZ40L56	23AZ40L14	-	L
		Thermal Input HP	1.73	23AZ40R56	23AZ40R14		R
		Output Torque (lb. in.)	1193	23AZ40LR56	23AZ40LR14		LR
		Mechanical Output HP	0.83	23AZ40H56	23AZ40H14		HOLLOW
		Output OHL (lbs.)	1610	23AZ40HA56	23AZ40HA14		HOLLOW ALT.
50	35	Mechanical Input HP	0.95	23AZ50L56	-	-	L
		Thermal Input HP	1.42	23AZ50R56			R
		Output Torque (lb. in.)	1182	23AZ50LR56			LR
		Mechanical Output HP	0.66	23AZ50H56			HOLLOW
		Output OHL (lbs.)	1610	23AZ50HA56			HOLLOW ALT.
60	29	Mechanical Input HP	0.80	23AZ60L56	-	-	L
		Thermal Input HP	1.24	23AZ60R56			R
		Output Torque (lb. in.)	1111	23AZ60LR56			LR
		Mechanical Output HP	0.51	23AZ60H56			HOLLOW
		Output OHL (lbs.)	1610	23AZ60HA56			HOLLOW ALT.

Note: Reducers are shipped without a mounting base.
Washdown accessories available in accessories section.

The output bore for hollow reducers listed above is 1-7/16". We also offer a 1-1/4" output bore. To order, add "SD104" to the end of the part number.
Example: 23AZ30H56SD104.

FEATURES/BENEFITS PAGE 2	SPECIFICATION PAGE 8	NOMENCLATURE PAGE 9	RATINGS/DIMENSIONS PAGE 16
-----------------------------	-------------------------	------------------------	-------------------------------



WASHDOWN PRODUCTS

Tigear-2 E-Z KLEEN Reducers With Quill Input - Size 26

Ratio	Output RPM	Rating Data		Part Number			Shaft
		1750 Input RPM		56C	140TC	180TC	Position
5	350	Mechanical Input HP	7.37	-	26QZ05L14	26QZ05L18	L
		Thermal Input HP	8.79		26QZ05R14	26QZ05R18	R
		Output Torque (lb. in.)	1247		26QZ05LR14	26QZ05LR18	LR
		Mechanical Output HP	6.93		26QZ05H14	26QZ05H18	HOLLOW
		Output OHL (lbs.)	1330		26QZ05HA14	26QZ05HA18	HOLLOW ALT.
7.5	233	Mechanical Input HP	5.92	26QZ07L56	26QZ07L14	26QZ07L18	L
		Thermal Input HP	6.89	26QZ07R56	26QZ07R14	26QZ07R18	R
		Output Torque (lb. in.)	1458	26QZ07LR56	26QZ07LR14	26QZ07LR18	LR
		Mechanical Output HP	5.47	26QZ07H56	26QZ07H14	26QZ07H18	HOLLOW
		Output OHL (lbs.)	1520	26QZ07HA56	26QZ07HA14	26QZ07HA18	HOLLOW ALT.
10	175	Mechanical Input HP	4.83	26QZ10L56	26QZ10L14	26QZ10L18	L
		Thermal Input HP	5.61	26QZ10R56	26QZ10R14	26QZ10R18	R
		Output Torque (lb. in.)	1576	26QZ10LR56	26QZ10LR14	26QZ10LR18	LR
		Mechanical Output HP	4.37	26QZ10H56	26QZ10H14	26QZ10H18	HOLLOW
		Output OHL (lbs.)	1610	26QZ10HA56	26QZ10HA14	26QZ10HA18	HOLLOW ALT.
15	117	Mechanical Input HP	3.62	26QZ15L56	26QZ15L14	26QZ15L18	L
		Thermal Input HP	4.15	26QZ15R56	26QZ15R14	26QZ15R18	R
		Output Torque (lb. in.)	1708	26QZ15LR56	26QZ15LR14	26QZ15LR18	LR
		Mechanical Output HP	3.16	26QZ15H56	26QZ15H14	26QZ15H18	HOLLOW
		Output OHL (lbs.)	1610	26QZ15HA56	26QZ15HA14	26QZ15HA18	HOLLOW ALT.
20	88	Mechanical Input HP	2.71	26QZ20L56	26QZ20L14	-	L
		Thermal Input HP	3.71	26QZ20R56	26QZ20R14		R
		Output Torque (lb. in.)	1673	26QZ20LR56	26QZ20LR14		LR
		Mechanical Output HP	2.32	26QZ20H56	26QZ20H14		HOLLOW
		Output OHL (lbs.)	1610	26QZ20HA56	26QZ20HA14		HOLLOW ALT.
25	70	Mechanical Input HP	2.26	26QZ25L56	26QZ25L14	-	L
		Thermal Input HP	3.00	26QZ25R56	26QZ25R14		R
		Output Torque (lb. in.)	1677	26QZ25LR56	26QZ25LR14		LR
		Mechanical Output HP	1.86	26QZ25H56	26QZ25H14		HOLLOW
		Output OHL (lbs.)	1610	26QZ25HA56	26QZ25HA14		HOLLOW ALT.
30	58	Mechanical Input HP	2.00	26QZ30L56	26QZ30L14	-	L
		Thermal Input HP	2.79	26QZ30R56	26QZ30R14		R
		Output Torque (lb. in.)	1705	26QZ30LR56	26QZ30LR14		LR
		Mechanical Output HP	1.58	26QZ30H56	26QZ30H14		HOLLOW
		Output OHL (lbs.)	1610	26QZ30HA56	26QZ30HA14		HOLLOW ALT.
40	44	Mechanical Input HP	1.55	26QZ40L56	26QZ40L14	-	L
		Thermal Input HP	2.14	26QZ40R56	26QZ40R14		R
		Output Torque (lb. in.)	1685	26QZ40LR56	26QZ40LR14		LR
		Mechanical Output HP	1.17	26QZ40H56	26QZ40H14		HOLLOW
		Output OHL (lbs.)	1610	26QZ40HA56	26QZ40HA14		HOLLOW ALT.
50	35	Mechanical Input HP	1.32	26QZ50L56	26QZ50L14	-	L
		Thermal Input HP	1.76	26QZ50R56	26QZ50R14		R
		Output Torque (lb. in.)	1662	26QZ50LR56	26QZ50LR14		LR
		Mechanical Output HP	0.92	26QZ50H56	26QZ50H14		HOLLOW
		Output OHL (lbs.)	1610	26QZ50HA56	26QZ50HA14		HOLLOW ALT.
60	29	Mechanical Input HP	1.08	26QZ60L56	26QZ60L14	-	L
		Thermal Input HP	1.57	26QZ60R56	26QZ60R14		R
		Output Torque (lb. in.)	1547	26QZ60LR56	26QZ60LR14		LR
		Mechanical Output HP	0.72	26QZ60H56	26QZ60H14		HOLLOW
		Output OHL (lbs.)	1610	26QZ60HA56	26QZ60HA14		HOLLOW ALT.

Note: Reducers are shipped without a mounting base.
Washdown accessories available in accessories section.

The output bore for hollow reducers listed above is 1-7/16". We also offer a 1-1/4" output bore. To order, add "SD104" to the end of the part number.
Example: 26QZ30H56SD104.

FEATURES/BENEFITS PAGE 2	SPECIFICATION PAGE 8	NOMENCLATURE PAGE 9	RATINGS/DIMENSIONS PAGE 16
-----------------------------	-------------------------	------------------------	-------------------------------

WASHDOWN PRODUCTS



Tigear-2 E-Z KLEEN Reducers With 3-Piece Coupled Input - Size 26

3-piece coupled units include a separate reducer, 3-piece coupling and motor adapter housing assembled together.

Ratio	Output RPM	Rating Data 1750 Input RPM		Part Number			Shaft Position
				56C	140TC	180TC	
5	350	Mechanical Input HP	7.37	-	26AZ05L14	26AZ05L18	L
		Thermal Input HP	8.79		26AZ05R14	26AZ05R18	R
		Output Torque (lb. in.)	1247		26AZ05LR14	26AZ05LR18	LR
		Mechanical Output HP	6.93		26AZ05H14	26AZ05H18	HOLLOW
		Output OHL (lbs.)	1330		26AZ05HA14	26AZ05HA18	HOLLOW ALT.
7.5	233	Mechanical Input HP	5.92	26AZ07L56	26AZ07L14	26AZ07L18	L
		Thermal Input HP	6.89	26AZ07R56	26AZ07R14	26AZ07R18	R
		Output Torque (lb. in.)	1458	26AZ07LR56	26AZ07LR14	26AZ07LR18	LR
		Mechanical Output HP	5.47	26AZ07H56	26AZ07H14	26AZ07H18	HOLLOW
		Output OHL (lbs.)	1520	26AZ07HA56	26AZ07HA14	26AZ07HA18	HOLLOW ALT.
10	175	Mechanical Input HP	4.83	26AZ10L56	26AZ10L14	26AZ10L18	L
		Thermal Input HP	5.61	26AZ10R56	26AZ10R14	26AZ10R18	R
		Output Torque (lb. in.)	1576	26AZ10LR56	26AZ10LR14	26AZ10LR18	LR
		Mechanical Output HP	4.37	26AZ10H56	26AZ10H14	26AZ10H18	HOLLOW
		Output OHL (lbs.)	1610	26AZ10HA56	26AZ10HA14	26AZ10HA18	HOLLOW ALT.
15	117	Mechanical Input HP	3.62	26AZ15L56	26AZ15L14	26AZ15L18	L
		Thermal Input HP	4.15	26AZ15R56	26AZ15R14	26AZ15R18	R
		Output Torque (lb. in.)	1708	26AZ15LR56	26AZ15LR14	26AZ15LR18	LR
		Mechanical Output HP	3.16	26AZ15H56	26AZ15H14	26AZ15H18	HOLLOW
		Output OHL (lbs.)	1610	26AZ15HA56	26AZ15HA14	26AZ15HA18	HOLLOW ALT.
20	88	Mechanical Input HP	2.71	26AZ20L56	26AZ20L14	-	L
		Thermal Input HP	3.71	26AZ20R56	26AZ20R14		R
		Output Torque (lb. in.)	1673	26AZ20LR56	26AZ20LR14		LR
		Mechanical Output HP	2.32	26AZ20H56	26AZ20H14		HOLLOW
		Output OHL (lbs.)	1610	26AZ20HA56	26AZ20HA14		HOLLOW ALT.
25	70	Mechanical Input HP	2.26	26AZ25L56	26AZ25L14	-	L
		Thermal Input HP	3.00	26AZ25R56	26AZ25R14		R
		Output Torque (lb. in.)	1677	26AZ25LR56	26AZ25LR14		LR
		Mechanical Output HP	1.86	26AZ25H56	26AZ25H14		HOLLOW
		Output OHL (lbs.)	1610	26AZ25HA56	26AZ25HA14		HOLLOW ALT.
30	58	Mechanical Input HP	2.00	26AZ30L56	26AZ30L14	-	L
		Thermal Input HP	2.79	26AZ30R56	26AZ30R14		R
		Output Torque (lb. in.)	1705	26AZ30LR56	26AZ30LR14		LR
		Mechanical Output HP	1.58	26AZ30H56	26AZ30H14		HOLLOW
		Output OHL (lbs.)	1610	26AZ30HA56	26AZ30HA14		HOLLOW ALT.
40	44	Mechanical Input HP	1.55	26AZ40L56	26AZ40L14	-	L
		Thermal Input HP	2.14	26AZ40R56	26AZ40R14		R
		Output Torque (lb. in.)	1685	26AZ40LR56	26AZ40LR14		LR
		Mechanical Output HP	1.17	26AZ40H56	26AZ40H14		HOLLOW
		Output OHL (lbs.)	1610	26AZ40HA56	26AZ40HA14		HOLLOW ALT.
50	35	Mechanical Input HP	1.32	26AZ50L56	26AZ50L14	-	L
		Thermal Input HP	1.76	26AZ50R56	26AZ50R14		R
		Output Torque (lb. in.)	1662	26AZ50LR56	26AZ50LR14		LR
		Mechanical Output HP	0.92	26AZ50H56	26AZ50H14		HOLLOW
		Output OHL (lbs.)	1610	26AZ50HA56	26AZ50HA14		HOLLOW ALT.
60	29	Mechanical Input HP	1.08	26AZ60L56	26AZ60L14	-	L
		Thermal Input HP	1.57	26AZ60R56	26AZ60R14		R
		Output Torque (lb. in.)	1547	26AZ60LR56	26AZ60LR14		LR
		Mechanical Output HP	0.72	26AZ60H56	26AZ60H14		HOLLOW
		Output OHL (lbs.)	1610	26AZ60HA56	26AZ60HA14		HOLLOW ALT.

Note: Reducers are shipped without a mounting base.
Washdown accessories available in accessories section.

The output bore for hollow reducers listed above is 1-7/16". We also offer a 1-1/4" output bore. To order, add "SD104" to the end of the part number.
Example: 26AZ30H56SD104.

FEATURES/BENEFITS PAGE 2	SPECIFICATION PAGE 8	NOMENCLATURE PAGE 9	RATINGS/DIMENSIONS PAGE 16
-----------------------------	-------------------------	------------------------	-------------------------------



WASHDOWN PRODUCTS

Tigear-2 E-Z KLEEN Reducers With Quill Input - Size 30

Ratio	Output RPM	Rating Data		56C	Part Number			Shaft Position
		1750 Input RPM			140TC	180TC		
5	350	Mechanical Input HP	10.84	-	30QZ05L14	30QZ05L18	L	
		Thermal Input HP	12.53		30QZ05R14	30QZ05R18	R	
		Output Torque (lb. in.)	1849		30QZ05LR14	30QZ05LR18	LR	
		Mechanical Output HP	10.27		30QZ05H14	30QZ05H18	HOLLOW	
		Output OHL (lbs.)	1330		-	-	-	
7.5	233	Mechanical Input HP	8.74	-	30QZ07L14	30QZ07L18	L	
		Thermal Input HP	9.64		30QZ07R14	30QZ07R18	R	
		Output Torque (lb. in.)	2171		30QZ07LR14	30QZ07LR18	LR	
		Mechanical Output HP	8.15		30QZ07H14	30QZ07H18	HOLLOW	
		Output OHL (lbs.)	1540		-	-	-	
10	175	Mechanical Input HP	7.11	-	30QZ10L14	30QZ10L18	L	
		Thermal Input HP	7.85		30QZ10R14	30QZ10R18	R	
		Output Torque (lb. in.)	2347		30QZ10LR14	30QZ10LR18	LR	
		Mechanical Output HP	6.52		30QZ10H14	30QZ10H18	HOLLOW	
		Output OHL (lbs.)	1720		-	-	-	
15	117	Mechanical Input HP	5.00	-	30QZ15L14	30QZ15L18	L	
		Thermal Input HP	5.72		30QZ15R14	30QZ15R18	R	
		Output Torque (lb. in.)	2371		30QZ15LR14	30QZ15LR18	LR	
		Mechanical Output HP	4.39		30QZ15H14	30QZ15H18	HOLLOW	
		Output OHL (lbs.)	2300		-	-	-	
20	88	Mechanical Input HP	3.81	30QZ20L56	30QZ20L14	30QZ20L18	L	
		Thermal Input HP	4.52	30QZ20R56	30QZ20R14	30QZ20R18	R	
		Output Torque (lb. in.)	2345	30QZ20LR56	30QZ20LR14	30QZ20LR18	LR	
		Mechanical Output HP	3.26	30QZ20H56	30QZ20H14	30QZ20H18	HOLLOW	
		Output OHL (lbs.)	2300	-	-	-		
25	70	Mechanical Input HP	3.05	30QZ25L56	30QZ25L14	30QZ25L18	L	
		Thermal Input HP	3.90	30QZ25R56	30QZ25R14	30QZ25R18	R	
		Output Torque (lb. in.)	2284	30QZ25LR56	30QZ25LR14	30QZ25LR18	LR	
		Mechanical Output HP	2.54	30QZ25H56	30QZ25H14	30QZ25H18	HOLLOW	
		Output OHL (lbs.)	2300	-	-	-		
30	58	Mechanical Input HP	2.75	30QZ30L56	30QZ30L14	-	L	
		Thermal Input HP	3.58	-	30QZ30R14		R	
		Output Torque (lb. in.)	2417	30QZ30LR56	30QZ30LR14		LR	
		Mechanical Output HP	2.24	30QZ30H56	30QZ30H14		HOLLOW	
		Output OHL (lbs.)	2300	-	-		-	
40	44	Mechanical Input HP	2.09	30QZ40L56	30QZ40L14	-	L	
		Thermal Input HP	2.87	30QZ40R56	30QZ40R14		R	
		Output Torque (lb. in.)	2324	30QZ40LR56	30QZ40LR14		LR	
		Mechanical Output HP	1.61	30QZ40H56	30QZ40H14		HOLLOW	
		Output OHL (lbs.)	2300	-	-		-	
50	35	Mechanical Input HP	1.75	30QZ50L56	30QZ50L14	-	L	
		Thermal Input HP	2.34	30QZ50R56	30QZ50R14		R	
		Output Torque (lb. in.)	2257	30QZ50LR56	30QZ50LR14		LR	
		Mechanical Output HP	1.25	30QZ50H56	30QZ50H14		HOLLOW	
		Output OHL (lbs.)	2300	-	-		-	
60	29	Mechanical Input HP	1.50	30QZ60L56	30QZ60L14	-	L	
		Thermal Input HP	2.01	30QZ60R56	30QZ60R14		R	
		Output Torque (lb. in.)	2138	30QZ60LR56	30QZ60LR14		LR	
		Mechanical Output HP	0.99	30QZ60H56	30QZ60H14		HOLLOW	
		Output OHL (lbs.)	2300	-	-		-	

Note: Reducers are shipped without a mounting base.
Washdown accessories available in accessories section.

The output bore for hollow reducers listed above is 1-15/16". We also offer a 1-1/4" output bore. To order, add "SD104" to the end of the part number.
Example: 30QZ30H56SD104

Features / Benefits

Specification / How to Order / Nomenclature

Procedures / HP & S.F. Selection

Ratings / Dimensions

Washdown E-Z Kleen

Washdown Ultra Kleen

Ultra Kleen Dimensions

WASHDOWN PRODUCTS



Tigear-2 E-Z KLEEN Reducers With 3-Piece Coupled Input - Size 30

3-piece coupled units include a separate reducer, 3-piece coupling and motor adapter housing assembled together.

Ratio	Output RPM	Rating Data		Part Number			Shaft
		1750 Input RPM		56C	140TC	180TC	Position
5	350	Mechanical Input HP	10.84	-	30AZ05L14	30AZ05L18	L
		Thermal Input HP	12.53		30AZ05R14	30AZ05R18	R
		Output Torque (lb. in.)	1849		30AZ05LR14	30AZ05LR18	LR
		Mechanical Output HP	10.27		30AZ05H14	30AZ05H18	HOLLOW
		Output OHL (lbs.)	1330		-	-	-
7.5	233	Mechanical Input HP	8.74	-	30AZ07L14	30AZ07L18	L
		Thermal Input HP	9.64		30AZ07R14	30AZ07R18	R
		Output Torque (lb. in.)	2171		30AZ07LR14	30AZ07LR18	LR
		Mechanical Output HP	8.15		30AZ07H14	30AZ07H18	HOLLOW
		Output OHL (lbs.)	1540		-	-	-
10	175	Mechanical Input HP	7.11	-	30AZ10L14	30AZ10L18	L
		Thermal Input HP	7.85		30AZ10R14	30AZ10R18	R
		Output Torque (lb. in.)	2347		30AZ10LR14	30AZ10LR18	LR
		Mechanical Output HP	6.52		30AZ10H14	30AZ10H18	HOLLOW
		Output OHL (lbs.)	1720		-	-	-
15	117	Mechanical Input HP	5.00	-	30AZ15L14	30AZ15L18	L
		Thermal Input HP	5.72		30AZ15R14	30AZ15R18	R
		Output Torque (lb. in.)	2371		30AZ15LR14	30AZ15LR18	LR
		Mechanical Output HP	4.39		30AZ15H14	30AZ15H18	HOLLOW
		Output OHL (lbs.)	2300		-	-	-
20	88	Mechanical Input HP	3.81	30AZ20L56	30AZ20L14	30AZ20L18	L
		Thermal Input HP	4.52	30AZ20R56	30AZ20R14	30AZ20R18	R
		Output Torque (lb. in.)	2345	30AZ20LR56	30AZ20LR14	30AZ20LR18	LR
		Mechanical Output HP	3.26	30AZ20H56	30AZ20H14	30AZ20H18	HOLLOW
		Output OHL (lbs.)	2300	-	-	-	
25	70	Mechanical Input HP	3.05	30AZ25L56	30AZ25L14	30AZ25L18	L
		Thermal Input HP	3.90	30AZ25R56	30AZ25R14	30AZ25R18	R
		Output Torque (lb. in.)	2284	30AZ25LR56	30AZ25LR14	30AZ25LR18	LR
		Mechanical Output HP	2.54	30AZ25H56	30AZ25H14	30AZ25H18	HOLLOW
		Output OHL (lbs.)	2300	-	-	-	
30	58	Mechanical Input HP	2.75	30AZ30L56	30AZ30L14	-	L
		Thermal Input HP	3.58	30AZ30R56	30AZ30R14	-	R
		Output Torque (lb. in.)	2417	30AZ30LR56	30AZ30LR14	-	LR
		Mechanical Output HP	2.24	30AZ30H56	30AZ30H14	-	HOLLOW
		Output OHL (lbs.)	2300	-	-	-	
40	44	Mechanical Input HP	2.09	30AZ40L56	30AZ40L14	-	L
		Thermal Input HP	2.87	30AZ40R56	30AZ40R14	-	R
		Output Torque (lb. in.)	2324	30AZ40LR56	30AZ40LR14	-	LR
		Mechanical Output HP	1.61	30AZ40H56	30AZ40H14	-	HOLLOW
		Output OHL (lbs.)	2300	-	-	-	
50	35	Mechanical Input HP	1.75	30AZ50L56	30AZ50L14	-	L
		Thermal Input HP	2.34	30AZ50R56	30AZ50R14	-	R
		Output Torque (lb. in.)	2257	30AZ50LR56	30AZ50LR14	-	LR
		Mechanical Output HP	1.25	30AZ50H56	30AZ50H14	-	HOLLOW
		Output OHL (lbs.)	2300	-	-	-	
60	29	Mechanical Input HP	1.50	30AZ60L56	30AZ60L14	-	L
		Thermal Input HP	2.01	30AZ60R56	30AZ60R14	-	R
		Output Torque (lb. in.)	2138	30AZ60LR56	30AZ60LR14	-	LR
		Mechanical Output HP	0.99	30AZ60H56	30AZ60H14	-	HOLLOW
		Output OHL (lbs.)	2300	-	-	-	

Note: Reducers are shipped without a mounting base.
Washdown accessories available in accessories section.

The output bore for hollow reducers listed above is 1-15/16". We also offer a 1-1/4" output bore. To order, add "SD104" to the end of the part number.
Example: 30AZ30H56SD104

FEATURES/BENEFITS PAGE 2	SPECIFICATION PAGE 8	NOMENCLATURE PAGE 9	RATINGS/DIMENSIONS PAGE 16
-----------------------------	-------------------------	------------------------	-------------------------------



WASHDOWN PRODUCTS

Tigear-2 E-Z KLEEN Reducers With Quill Input - Size 35

Ratio	Output RPM	Rating Data 1750 Input RPM		Part Number				Shaft Position
				56C	140TC	180TC	210TC	
5	350	Mechanical Input HP	15.18	-	35QZ05L14	35QZ05L18	35QZ05L21	L
		Thermal Input HP	15.51		35QZ05R14	35QZ05R18	35QZ05R21	R
		Output Torque (lb. in.)	2593		35QZ05LR14	35QZ05LR18	35QZ05LR21	LR
		Mechanical Output HP	14.40		35QZ05H14	35QZ05H18	35QZ05H21	HOLLOW
		Output OHL (lbs.)	2120		-	-	-	-
7.5	233	Mechanical Input HP	12.24	-	35QZ07L14	35QZ07L18	35QZ07L21	L
		Thermal Input HP	12.52		35QZ07R14	35QZ07R18	35QZ07R21	R
		Output Torque (lb. in.)	3054		35QZ07LR14	35QZ07LR18	35QZ07LR21	LR
		Mechanical Output HP	11.46		35QZ07H14	35QZ07H18	35QZ07H21	HOLLOW
		Output OHL (lbs.)	2430		-	-	-	-
10	175	Mechanical Input HP	10.00	-	35QZ10L14	35QZ10L18	35QZ10L21	L
		Thermal Input HP	10.63		35QZ10R14	35QZ10R18	35QZ10R21	R
		Output Torque (lb. in.)	3310		35QZ10LR14	35QZ10LR18	35QZ10LR21	LR
		Mechanical Output HP	9.19		35QZ10H14	35QZ10H18	35QZ10H21	HOLLOW
		Output OHL (lbs.)	2700		-	-	-	-
15	117	Mechanical Input HP	7.44	-	35QZ15L14	35QZ15L18	-	L
		Thermal Input HP	7.56		35QZ15R14	35QZ15R18		R
		Output Torque (lb. in.)	3599		35QZ15LR14	35QZ15LR18		LR
		Mechanical Output HP	6.66		35QZ15H14	35QZ15H18		HOLLOW
		Output OHL (lbs.)	2760		-	-		-
20	88	Mechanical Input HP	5.79	-	35QZ20L14	35QZ20L18	-	L
		Thermal Input HP	5.97		35QZ20R14	35QZ20R18		R
		Output Torque (lb. in.)	3620		35QZ20LR14	35QZ20LR18		LR
		Mechanical Output HP	5.03		35QZ20H14	35QZ20H18		HOLLOW
		Output OHL (lbs.)	2760		-	-		-
25	70	Mechanical Input HP	4.72	-	35QZ25L14	35QZ25L18	-	L
		Thermal Input HP	5.10		35QZ25R14	35QZ25R18		R
		Output Torque (lb. in.)	3586		35QZ25LR14	35QZ25LR18		LR
		Mechanical Output HP	3.98		35QZ25H14	35QZ25H18		HOLLOW
		Output OHL (lbs.)	2760		-	-		-
30	58	Mechanical Input HP	4.15	35QZ30L56	35QZ30L14	35QZ30L18	-	L
		Thermal Input HP	4.43	35QZ30R56	35QZ30R14	35QZ30R18		R
		Output Torque (lb. in.)	3682	35QZ30LR56	35QZ30LR14	35QZ30LR18		LR
		Mechanical Output HP	3.41	35QZ30H56	35QZ30H14	35QZ30H18		HOLLOW
		Output OHL (lbs.)	2760	-	-	-		
40	44	Mechanical Input HP	3.23	35QZ40L56	35QZ40L14	35QZ40L18	-	L
		Thermal Input HP	3.54	35QZ40R56	35QZ40R14	35QZ40R18		R
		Output Torque (lb. in.)	3622	35QZ40LR56	35QZ40LR14	35QZ40LR18		LR
		Mechanical Output HP	2.51	35QZ40H56	35QZ40H14	35QZ40H18		HOLLOW
		Output OHL (lbs.)	2760	-	-	-		
50	35	Mechanical Input HP	2.64	35QZ50L56	35QZ50L14	-	-	L
		Thermal Input HP	2.94	35QZ50R56	35QZ50R14			R
		Output Torque (lb. in.)	3485	35QZ50LR56	35QZ50LR14			LR
		Mechanical Output HP	1.94	35QZ50H56	35QZ50H14			HOLLOW
		Output OHL (lbs.)	2760	-	-			-
60	29	Mechanical Input HP	2.19	35QZ60L56	35QZ60L14	-	-	L
		Thermal Input HP	2.43	35QZ60R56	35QZ60R14			R
		Output Torque (lb. in.)	3194	35QZ60LR56	35QZ60LR14			LR
		Mechanical Output HP	1.48	35QZ60H56	35QZ60H14			HOLLOW
		Output OHL (lbs.)	2760	-	-			-

Note: Reducers are shipped without a mounting base.
Washdown accessories available in accessories section.

FEATURES/BENEFITS PAGE 2	SPECIFICATION PAGE 8	NOMENCLATURE PAGE 9	RATINGS/DIMENSIONS PAGE 16
-----------------------------	-------------------------	------------------------	-------------------------------

Features / Benefits

Specification / How to Order / Nomenclature

Selection Procedures / HP & S.F.

Ratings / Dimensions

Washdown E-Z Kleen

Washdown Ultra Kleen

Ultra Kleen Dimensions

WASHDOWN PRODUCTS



Tigear-2 E-Z KLEEN Reducers With 3-Piece Coupled Input - Size 35

3-piece coupled units include a separate reducer, 3-piece coupling and motor adapter housing assembled together.

Ratio	Output RPM	Rating Data 1750 Input RPM		Part Number				Shaft Position
				56C	140TC	180TC	210TC	
5	350	Mechanical Input HP	15.18	-	35AZ05L14	35AZ05L18	35AZ05L21	L
		Thermal Input HP	15.51		35AZ05R14	35AZ05R18	35AZ05R21	R
		Output Torque (lb. in.)	2593		35AZ05LR14	35AZ05LR18	35AZ05LR21	LR
		Mechanical Output HP	14.40		35AZ05H14	35AZ05H18	35AZ05H21	HOLLOW
		Output OHL (lbs.)	2120		-	-	-	-
7.5	233	Mechanical Input HP	12.24	-	35AZ07L14	35AZ07L18	35AZ07L21	L
		Thermal Input HP	12.52		35AZ07R14	35AZ07R18	35AZ07R21	R
		Output Torque (lb. in.)	3054		35AZ07LR14	35AZ07LR18	35AZ07LR21	LR
		Mechanical Output HP	11.46		35AZ07H14	35AZ07H18	35AZ07H21	HOLLOW
		Output OHL (lbs.)	2430		-	-	-	-
10	175	Mechanical Input HP	10.00	-	35AZ10L14	35AZ10L18	35AZ10L21	L
		Thermal Input HP	10.63		35AZ10R14	35AZ10R18	35AZ10R21	R
		Output Torque (lb. in.)	3310		35AZ10LR14	35AZ10LR18	35AZ10LR21	LR
		Mechanical Output HP	9.19		35AZ10H14	35AZ10H18	35AZ10H21	HOLLOW
		Output OHL (lbs.)	2700		-	-	-	-
15	117	Mechanical Input HP	7.44	-	35AZ15L14	35AZ15L18	-	L
		Thermal Input HP	7.56		35AZ15R14	35AZ15R18		R
		Output Torque (lb. in.)	3599		35AZ15LR14	35AZ15LR18		LR
		Mechanical Output HP	6.66		35AZ15H14	35AZ15H18		HOLLOW
		Output OHL (lbs.)	2760		-	-		-
20	88	Mechanical Input HP	5.79	-	35AZ20L14	35AZ20L18	-	L
		Thermal Input HP	5.97		35AZ20R14	35AZ20R18		R
		Output Torque (lb. in.)	3620		35AZ20LR14	35AZ20LR18		LR
		Mechanical Output HP	5.03		35AZ20H14	35AZ20H18		HOLLOW
		Output OHL (lbs.)	2760		-	-		-
25	70	Mechanical Input HP	4.72	-	35AZ25L14	35AZ25L18	-	L
		Thermal Input HP	5.10		35AZ25R14	35AZ25R18		R
		Output Torque (lb. in.)	3586		35AZ25LR14	35AZ25LR18		LR
		Mechanical Output HP	3.98		35AZ25H14	35AZ25H18		HOLLOW
		Output OHL (lbs.)	2760		-	-		-
30	58	Mechanical Input HP	4.15	35AZ30L56	35AZ30L14	35AZ30L18	-	L
		Thermal Input HP	4.43	35AZ30R56	35AZ30R14	35AZ30R18		R
		Output Torque (lb. in.)	3682	35AZ30LR56	35AZ30LR14	35AZ30LR18		LR
		Mechanical Output HP	3.41	35AZ30H56	35AZ30H14	35AZ30H18		HOLLOW
		Output OHL (lbs.)	2760	-	-	-		
40	44	Mechanical Input HP	3.23	35AZ40L56	35AZ40L14	35AZ40L18	-	L
		Thermal Input HP	3.54	35AZ40R56	35AZ40R14	35AZ40R18		R
		Output Torque (lb. in.)	3622	35AZ40LR56	35AZ40LR14	35AZ40LR18		LR
		Mechanical Output HP	2.51	35AZ40H56	35AZ40H14	35AZ40H18		HOLLOW
		Output OHL (lbs.)	2760	-	-	-		
50	35	Mechanical Input HP	2.64	35AZ50L56	35AZ50L14	-	-	L
		Thermal Input HP	2.94	35AZ50R56	35AZ50R14			R
		Output Torque (lb. in.)	3485	35AZ50LR56	35AZ50LR14			LR
		Mechanical Output HP	1.94	35AZ50H56	35AZ50H14			HOLLOW
		Output OHL (lbs.)	2760	-	-			-
60	29	Mechanical Input HP	2.19	35AZ60L56	35AZ60L14	-	-	L
		Thermal Input HP	2.43	35AZ60R56	35AZ60R14			R
		Output Torque (lb. in.)	3194	35AZ60LR56	35AZ60LR14			LR
		Mechanical Output HP	1.48	35AZ60H56	35AZ60H14			HOLLOW
		Output OHL (lbs.)	2760	-	-			-

Note: Reducers are shipped without a mounting base.
Washdown accessories available in accessories section.

FEATURES/BENEFITS PAGE 2	SPECIFICATION PAGE 8	NOMENCLATURE PAGE 9	RATINGS/DIMENSIONS PAGE 16
-----------------------------	-------------------------	------------------------	-------------------------------

Features / Benefits
 Specification / How to Order / Nomenclature
 Selection Procedures / HP & S.F.
 Ratings / Dimensions
 Washdown E-Z Kleen
 Washdown Ultra Kleen
 Ultra Kleen Dimensions



SPECIFICATION

Dodge Tigear-2 Ultra Kleen Speed Reducers

The speed reducer shall be a single reduction worm gear reducer incorporating two input configurations - a quill style for direct attachment of electric motors and a motor adapter style input that employs a three piece coupling to connect electric motors to the reducer. These input configurations shall be available in both solid and hollow output shaft designs. The reducer shall be assembled and quality tested in the United States of America.

Gearing

Worm gear geometry shall be highly optimized for rating and efficiency and precision manufactured with a single enveloping design.

The gear set shall consist of a hardened steel worm shaft. The worm gear shall be a fine grain, copper-tin bronze - specially alloyed for superior durability and wear resistance. All units shall have the worm gear set properly centered during assembly to produce an optimum contact pattern.

Gear design and power transmission ratings conform to globally accepted rating standards.

Castings

The gear case and bearing housing shall be manufactured from 300 series stainless steel. The top of the reducer housing shall be rounded with sloping surfaces to prevent liquids from pooling. The surface texture of the casting shall not exceed 125 micro-inches. The optional bolt-on base, motor flange and other accessories shall also be manufactured from 300 series stainless steel.

The reducer shall be sealed with no direct passage from the oil sump to the ambient atmosphere - (a closed system). This ventless design ensures no contamination of lubricant from external environment.

Lubrication

The standard lubrication shall be a synthetic type that is suitable for USDA Class H1 environments. The manufacturer must state in writing that the lubrication shall require no periodic changing. Alternate synthetic lubricants made from the same base material as the standard shall be available to accommodate extreme temperature applications.

All reducers shall be factory filled by the manufacturer with the proper volume of H1 synthetic lubricant so that the reducer can be applied in any approved mounting position without modifications to the reducer.

Bearings

Output shafts shall incorporate tapered roller bearings shimmed for proper running clearances and be designed for maximizing over hung load rating.

Sealing

Oil seals shall be made of premium materials. Seals made using Nitrile or Fluoroelastomer materials are not acceptable. Output seals shall be of two-piece design and capable of withstanding 1,450 PSI liquid sprays without allowing liquid entry into the gear reducer.

Oil seals shall have a minimum temperature range of -40° to 300°F (-40° to 149°C).

All sealing-joints, except fill plug, shall be o-rings. Reducers shall incorporate no silicone rubber sealant of any kind.

Hardware

All fasteners shall be non-cavity stainless steel and have locking provisions. Motor mounting bolts and input/output keys shall be provided. No plastic plugs or fasteners shall be permitted.

Nameplate information shall be etched directly into the reducer gearcase housing. Removable nameplates shall not be permitted.

External Conditions

When properly service factored to account for the thermal limitations of the reducer, the standard construction shall be suitable for use in ambient temperatures from -10°F to +165°F.

The thermal ratings listed on ratings pages are based on the gear unit continuously operating in an ambient temperature of 75°F. For the ambient condition above 75°F, the derating factor needs to be applied to the thermal rating, or contact Dodge application engineering.

Severe washdown operating environments shall be addressed with a stainless steel gear case incorporating stainless steel hardware and stainless steel output shaft.

Reducer must be tested and certified to meet IPX9K for protection from high pressure washdowns.

WASHDOWN PRODUCTS



Tigear-2 Ultra Kleen Reducers With Quill Input - Size 17

Ratio	Output RPM	Rating Data 1750 Input RPM		Part Number		Shaft Position
				56C	140TC	
5	350	Mechanical Input HP	2.59	SS17Q05L56	SS17Q05L14	L
		Thermal Input HP	3.97	SS17Q05R56	SS17Q05R14	R
		Output Torque (lb. in.)	430	SS17Q05LR56	SS17Q05LR14	LR
		Mechanical Output HP	2.39	SS17Q05H56	SS17Q05H14	HOLLOW
		Output OHL (lbs.)	1050	-	-	-
7.5	233	Mechanical Input HP	2.06	SS17Q07L56	SS17Q07L14	L
		Thermal Input HP	3.42	SS17Q07R56	SS17Q07R14	R
		Output Torque (lb. in.)	500	SS17Q07LR56	SS17Q07LR14	LR
		Mechanical Output HP	1.88	SS17Q07H56	SS17Q07H14	HOLLOW
		Output OHL (lbs.)	1190	-	-	-
10	175	Mechanical Input HP	1.67	SS17Q10L56	SS17Q10L56	L
		Thermal Input HP	2.76	SS17Q10R56	SS17Q10R56	R
		Output Torque (lb. in.)	534	SS17Q10LR56	SS17Q10LR56	LR
		Mechanical Output HP	1.48	SS17Q10H56	SS17Q10H56	HOLLOW
		Output OHL (lbs.)	1190	-	-	-
15	117	Mechanical Input HP	1.27	SS17Q15L56	SS17Q15L14	L
		Thermal Input HP	2.01	SS17Q15R56	SS17Q15R14	R
		Output Torque (lb. in.)	583	SS17Q15LR56	SS17Q15LR14	LR
		Mechanical Output HP	1.08	SS17Q15H56	SS17Q15H14	HOLLOW
		Output OHL (lbs.)	1190	-	-	-
20	88	Mechanical Input HP	1.03	SS17Q20L56	SS17Q20L14	L
		Thermal Input HP	1.58	SS17Q20R56	SS17Q20R14	R
		Output Torque (lb. in.)	602	SS17Q20LR56	SS17Q20LR14	LR
		Mechanical Output HP	0.84	SS17Q20H56	SS17Q20H14	HOLLOW
		Output OHL (lbs.)	1190	-	-	-
25	70	Mechanical Input HP	0.88	SS17Q25L56	-	L
		Thermal Input HP	1.28	SS17Q25R56	-	R
		Output Torque (lb. in.)	609	SS17Q25LR56	-	LR
		Mechanical Output HP	0.68	SS17Q25H56	-	HOLLOW
		Output OHL (lbs.)	1190	-	-	-
30	58	Mechanical Input HP	0.76	SS17Q30L56	-	L
		Thermal Input HP	1.20	SS17Q30R56	-	R
		Output Torque (lb. in.)	615	SS17Q30LR56	-	LR
		Mechanical Output HP	0.57	SS17Q30H56	-	HOLLOW
		Output OHL (lbs.)	1190	-	-	-
40	44	Mechanical Input HP	0.60	SS17Q40L56	-	L
		Thermal Input HP	1.09	SS17Q40R56	-	R
		Output Torque (lb. in.)	627	SS17Q40LR56	-	LR
		Mechanical Output HP	0.43	SS17Q40H56	-	HOLLOW
		Output OHL (lbs.)	1190	-	-	-
50	35	Mechanical Input HP	0.51	SS17Q50L56	-	L
		Thermal Input HP	0.90	SS17Q50R56	-	R
		Output Torque (lb. in.)	608	SS17Q50LR56	-	LR
		Mechanical Output HP	0.34	SS17Q50H56	-	HOLLOW
		Output OHL (lbs.)	1190	-	-	-
60	29	Mechanical Input HP	0.43	SS17Q60L56	-	L
		Thermal Input HP	0.80	SS17Q60R56	-	R
		Output Torque (lb. in.)	576	SS17Q60LR56	-	LR
		Mechanical Output HP	0.27	SS17Q60H56	-	HOLLOW
		Output OHL (lbs.)	1190	-	-	-

3-piece coupled input style is also available for Tigear-2 stainless steel reducers.

For 3-piece coupled input, use same part numbers as above except replace the letter "Q" with the new letter "A".

Example: Part number SS17Q30L56 is a stainless steel size-17 reducer with quill input, 30:1 ratio, left hand output shaft and a 56C motor adapter.

Part number SS17A30L56 is the same reducer except with 3-piece coupled input style.

Note: Washdown accessories available in accessories section.

FEATURES/BENEFITS PAGE 2	SPECIFICATION PAGE 8	NOMENCLATURE PAGE 9	RATINGS/DIMENSIONS PAGE 16
-----------------------------	-------------------------	------------------------	-------------------------------



WASHDOWN PRODUCTS

Dodge Ultra Kleen Reducers With Quill Input - Size 20

Ratio	Output RPM	Rating Data 1750 Input RPM		Part Number		Shaft Position
				56C	140TC	
5	350	Mechanical Input HP	3.47	SS20Q05L56	SS20Q05L14	L
		Thermal Input HP	4.90	SS20Q05R56	SS20Q05R14	R
		Output Torque (lb.in.)	581	SS20Q05LR56	SS20Q05LR14	LR
		Mechanical Output HP	3.23	SS20Q05H56	SS20Q05H14	HOLLOW
		Output OHL (lbs.)	1380	SS20Q05HA56	SS20Q05HA14	HOLLOW ALT.
7.5	233	Mechanical Input HP	2.78	SS20Q07L56	SS20Q07L14	L
		Thermal Input HP	4.15	SS20Q07R56	SS20Q07R14	R
		Output Torque (lb.in.)	678	SS20Q07LR56	SS20Q07LR14	LR
		Mechanical Output HP	2.54	SS20Q07H56	SS20Q07H14	HOLLOW
		Output OHL (lbs.)	1560	SS20Q07HA56	SS20Q07HA14	HOLLOW ALT.
10	175	Mechanical Input HP	2.25	SS20Q10L56	SS20Q10L14	L
		Thermal Input HP	3.25	SS20Q10R56	SS20Q10R14	R
		Output Torque (lb.in.)	725	SS20Q10LR56	SS20Q10LR14	LR
		Mechanical Output HP	2.01	SS20Q10H56	SS20Q10H14	HOLLOW
		Output OHL (lbs.)	1560	SS20Q10HA56	SS20Q10HA14	HOLLOW ALT.
12.7	138	Mechanical Input HP	1.90	SS20Q12L56	SS20Q12L14	L
		Thermal Input HP	2.83	SS20Q12R56	SS20Q12R14	R
		Output Torque (lb.in.)	770	SS20Q12LR56	SS20Q12LR14	LR
		Mechanical Output HP	1.69	SS20Q12H56	SS20Q12H14	HOLLOW
		Output OHL (lbs.)	1560	SS20Q12HA56	SS20Q12HA14	HOLLOW ALT.
15	117	Mechanical Input HP	1.69	SS20Q15L56	SS20Q15L14	L
		Thermal Input HP	2.52	SS20Q15R56	SS20Q15R14	R
		Output Torque (lb.in.)	790	SS20Q15LR56	SS20Q15LR14	LR
		Mechanical Output HP	1.46	SS20Q15H56	SS20Q15H14	HOLLOW
		Output OHL (lbs.)	1560	SS20Q15HA56	SS20Q15HA14	HOLLOW ALT.
18	97	Mechanical Input HP	1.46	SS20Q18L56	SS20Q18L14	L
		Thermal Input HP	2.12	SS20Q18R56	SS20Q18R14	R
		Output Torque (lb.in.)	795	SS20Q18LR56	SS20Q18LR14	LR
		Mechanical Output HP	1.23	SS20Q18H56	SS20Q18H14	HOLLOW
		Output OHL (lbs.)	1560	SS20Q18HA56	SS20Q18HA14	HOLLOW ALT.
20	88	Mechanical Input HP	1.34	SS20Q20L56	SS20Q20L14	L
		Thermal Input HP	1.99	SS20Q20R56	SS20Q20R14	R
		Output Torque (lb.in.)	796	SS20Q20LR56	SS20Q20LR14	LR
		Mechanical Output HP	1.11	SS20Q20H56	SS20Q20H14	HOLLOW
		Output OHL (lbs.)	1560	SS20Q20HA56	SS20Q20HA14	HOLLOW ALT.
25	70	Mechanical Input HP	1.11	SS20Q25L56	SS20Q25L14	L
		Thermal Input HP	1.59	SS20Q25R56	SS20Q25R14	R
		Output Torque (lb.in.)	788	SS20Q25LR56	SS20Q25LR14	LR
		Mechanical Output HP	0.88	SS20Q25H56	SS20Q25H14	HOLLOW
		Output OHL (lbs.)	1560	SS20Q25HA56	SS20Q25HA14	HOLLOW ALT.
30	58	Mechanical Input HP	0.96	SS20Q40L56	-	L
		Thermal Input HP	1.49	SS20Q40R56	-	R
		Output Torque (lb.in.)	802	SS20Q40LR56	-	LR
		Mechanical Output HP	0.74	SS20Q40H56	-	HOLLOW
		Output OHL (lbs.)	1560	SS20Q40HA56	-	HOLLOW ALT.
40	44	Mechanical Input HP	0.76	SS20Q40L56	-	L
		Thermal Input HP	1.29	SS20Q40R56	-	R
		Output Torque (lb.in.)	801	SS20Q40LR56	-	LR
		Mechanical Output HP	0.56	SS20Q40H56	-	HOLLOW
		Output OHL (lbs.)	1560	SS20Q40HA56	-	HOLLOW ALT.
50	35	Mechanical Input HP	0.64	SS20Q50L56	-	L
		Thermal Input HP	1.09	SS20Q50R56	-	R
		Output Torque (lb.in.)	787	SS20Q50LR56	-	LR
		Mechanical Output HP	0.44	SS20Q50H56	-	HOLLOW
		Output OHL (lbs.)	1560	SS20Q50HA56	-	HOLLOW ALT.
60	29	Mechanical Input HP	0.56	SS20Q60L56	-	L
		Thermal Input HP	0.96	SS20Q60R56	-	R
		Output Torque (lb.in.)	767	SS20Q60LR56	-	LR
		Mechanical Output HP	0.36	SS20Q60H56	-	HOLLOW
		Output OHL (lbs.)	1560	SS20Q60HA56	-	HOLLOW ALT.

3-piece coupled input style is also available for Tigear-2 stainless steel reducers.

For 3-piece coupled input, use same part numbers as above except replace the letter "Q" with the new letter "A".

Example: Part number SS20Q30L56 is a stainless steel size-20 reducer with quill input, 30:1 ratio, left hand output shaft and a 56C motor adapter. Part number SS20A30L56 is the same reducer except with 3-piece coupled input style.

Note: Washdown accessories available in accessories section.

FEATURES/BENEFITS PAGE 2	SPECIFICATION PAGE 8	NOMENCLATURE PAGE 9	RATINGS/DIMENSIONS PAGE 16
-----------------------------	-------------------------	------------------------	-------------------------------

WASHDOWN PRODUCTS



Tigear-2 Ultra Kleen Reducers With Quill Input - Size 23

Ratio	Output RPM	Rating Data 1750 Input RPM		Part Number			Shaft Position
				56C	140TC	180TC	
5	350	Mechanical Input HP	5.25	SS23Q05L56	SS23Q05L14	SS23Q05L18	L
		Thermal Input HP	6.61	SS23Q05R56	SS23Q05R14	SS23Q05R18	R
		Output Torque (lb. in.)	881	SS23Q05LR56	SS23Q05LR14	SS23Q05LR18	LR
		Mechanical Output HP	4.89	SS23Q05H56	SS23Q05H14	SS23Q05H18	HOLLOW
		Output OHL (lbs.)	1330	SS23Q05HA56	SS23Q05HA14	SS23Q05HA18	HOLLOW ALT.
7.5	233	Mechanical Input HP	4.18	SS23Q07L56	SS23Q07L14	SS23Q07L18	L
		Thermal Input HP	5.64	SS23Q07R56	SS23Q07R14	SS23Q07R18	R
		Output Torque (lb. in.)	1026	SS23Q07LR56	SS23Q07LR14	SS23Q07LR18	LR
		Mechanical Output HP	3.85	SS23Q07H56	SS23Q07H14	SS23Q07H18	HOLLOW
		Output OHL (lbs.)	1520	SS23Q07HA56	SS23Q07HA14	SS23Q07HA18	HOLLOW ALT.
10	175	Mechanical Input HP	3.42	SS23Q10L56	SS23Q10L14	SS23Q10L18	L
		Thermal Input HP	4.40	SS23Q10R56	SS23Q10R14	SS23Q10R18	R
		Output Torque (lb. in.)	1106	SS23Q10LR56	SS23Q10LR14	SS23Q10LR18	LR
		Mechanical Output HP	3.07	SS23Q10H56	SS23Q10H14	SS23Q10H18	HOLLOW
		Output OHL (lbs.)	1610	SS23Q10HA56	SS23Q10HA14	SS23Q10HA18	HOLLOW ALT.
12.7	138	Mechanical Input HP	2.91	SS23Q12L56	SS23Q12L14	SS23Q12L18	L
		Thermal Input HP	3.78	SS23Q12R56	SS23Q12R14	SS23Q12R18	R
		Output Torque (lb. in.)	1170	SS23Q12LR56	SS23Q12LR14	SS23Q12LR18	LR
		Mechanical Output HP	2.56	SS23Q12H56	SS23Q12H14	SS23Q12H18	HOLLOW
		Output OHL (lbs.)	1610	SS23Q12HA56	SS23Q12HA14	SS23Q12HA18	HOLLOW ALT.
15	117	Mechanical Input HP	2.57	SS23Q15L56	SS23Q15L14	-	L
		Thermal Input HP	3.30	SS23Q15R56	SS23Q15R14	-	R
		Output Torque (lb. in.)	1199	SS23Q15LR56	SS23Q15LR14	-	LR
		Mechanical Output HP	2.22	SS23Q15H56	SS23Q15H14	-	HOLLOW
		Output OHL (lbs.)	1610	SS23Q15HA56	SS23Q15HA14	-	HOLLOW ALT.
20	88	Mechanical Input HP	2.00	SS23Q20L56	SS23Q20L14	-	L
		Thermal Input HP	2.62	SS23Q20R56	SS23Q20R14	-	R
		Output Torque (lb. in.)	1178	SS23Q20LR56	SS23Q20LR14	-	LR
		Mechanical Output HP	1.64	SS23Q20H56	SS23Q20H14	-	HOLLOW
		Output OHL (lbs.)	1610	SS23Q20HA56	SS23Q20HA14	-	HOLLOW ALT.
25	70	Mechanical Input HP	1.65	SS23Q25L56	SS23Q25L14	-	L
		Thermal Input HP	2.16	SS23Q25R56	SS23Q25R14	-	R
		Output Torque (lb. in.)	1184	SS23Q25LR56	SS23Q25LR14	-	LR
		Mechanical Output HP	1.32	SS23Q25H56	SS23Q25H14	-	HOLLOW
		Output OHL (lbs.)	1610	SS23Q25HA56	SS23Q25HA14	-	HOLLOW ALT.
30	58	Mechanical Input HP	1.42	SS23Q30L56	SS23Q30L14	-	L
		Thermal Input HP	2.06	SS23Q30R56	SS23Q30R14	-	R
		Output Torque (lb. in.)	1201	SS23Q30LR56	SS23Q30LR14	-	LR
		Mechanical Output HP	1.11	SS23Q30H56	SS23Q30H14	-	HOLLOW
		Output OHL (lbs.)	1610	SS23Q30HA56	SS23Q30HA14	-	HOLLOW ALT.
40	44	Mechanical Input HP	1.11	SS23Q40L56	SS23Q40L14	-	L
		Thermal Input HP	1.73	SS23Q40R56	SS23Q40R14	-	R
		Output Torque (lb. in.)	1193	SS23Q40LR56	SS23Q40LR14	-	LR
		Mechanical Output HP	0.83	SS23Q40H56	SS23Q40H14	-	HOLLOW
		Output OHL (lbs.)	1610	SS23Q40HA56	SS23Q40HA14	-	HOLLOW ALT.
50	35	Mechanical Input HP	0.95	SS23Q50L56	-	-	L
		Thermal Input HP	1.42	SS23Q50R56	-	-	R
		Output Torque (lb. in.)	1182	SS23Q50LR56	-	-	LR
		Mechanical Output HP	0.66	SS23Q50H56	-	-	HOLLOW
		Output OHL (lbs.)	1610	SS23Q50HA56	-	-	HOLLOW ALT.
60	29	Mechanical Input HP	0.80	SS23Q60L56	-	-	L
		Thermal Input HP	1.24	SS23Q60R56	-	-	R
		Output Torque (lb. in.)	1111	SS23Q60LR56	-	-	LR
		Mechanical Output HP	0.51	SS23Q60H56	-	-	HOLLOW
		Output OHL (lbs.)	1610	SS23Q60HA56	-	-	HOLLOW ALT.

3-piece coupled input style is also available for Tigear-2 stainless steel reducers.

For 3-piece coupled input, use same part numbers as above except replace the letter "Q" with the new letter "A".

Example: Part number SS23Q30L56 is a stainless steel size-23 reducer with quill input, 30:1 ratio, left hand output shaft and a 56C motor adapter. Part number SS23A30L56 is the same reducer except with 3-piece coupled input style.

Note: Washdown accessories available in accessories section.

The output bore for hollow reducers listed above is 1-7/16". We also offer a 1-1/4" output bore. To order, add "SD104" to the end of the part number.

Example: SS23Q30H56SD104 or SS23A30H56SD104

FEATURES/BENEFITS PAGE 2	SPECIFICATION PAGE 8	NOMENCLATURE PAGE 9	RATINGS/DIMENSIONS PAGE 16
-----------------------------	-------------------------	------------------------	-------------------------------



WASHDOWN PRODUCTS

Tigear-2 Ultra Kleen Reducers With Quill Input - Size 26

Ratio	Output RPM	Rating Data 1750 Input RPM		Part Number			Shaft Position
				56C	140TC	180TC	
5	350	Mechanical Input HP	7.37	-	SS26Q05L14	SS26Q05L18	L
		Thermal Input HP	8.79		SS26Q05R14	SS26Q05R18	R
		Output Torque (lb. in.)	1247		SS26Q05LR14	SS26Q05LR18	LR
		Mechanical Output HP	6.93		SS26Q05H14	SS26Q05H18	HOLLOW
		Output OHL (lbs.)	1330		SS26Q05HA14	SS26Q05HA18	HOLLOW ALT.
7.5	233	Mechanical Input HP	5.92	SS26Q07L56	SS26Q07L14	SS26Q07L18	L
		Thermal Input HP	6.89	SS26Q07R56	SS26Q07R14	SS26Q07R18	R
		Output Torque (lb. in.)	1458	SS26Q07LR56	SS26Q07LR14	SS26Q07LR18	LR
		Mechanical Output HP	5.47	SS26Q07H56	SS26Q07H14	SS26Q07H18	HOLLOW
		Output OHL (lbs.)	1520	SS26Q07HA56	SS26Q07HA14	SS26Q07HA18	HOLLOW ALT.
10	175	Mechanical Input HP	4.83	SS26Q10L56	SS26Q10L14	SS26Q10L18	L
		Thermal Input HP	5.61	SS26Q10R56	SS26Q10R14	SS26Q10R18	R
		Output Torque (lb. in.)	1576	SS26Q10LR56	SS26Q10LR14	SS26Q10LR18	LR
		Mechanical Output HP	4.37	SS26Q10H56	SS26Q10H14	SS26Q10H18	HOLLOW
		Output OHL (lbs.)	1610	SS26Q10HA56	SS26Q10HA14	SS26Q10HA18	HOLLOW ALT.
12.7	138	Mechanical Input HP	4.08	SS26Q12L56	SS26Q12L14	SS26Q12L18	L
		Thermal Input HP	4.72	SS26Q12R56	SS26Q12R14	SS26Q12R18	R
		Output Torque (lb. in.)	1654	SS26Q12LR56	SS26Q12LR14	SS26Q12LR18	LR
		Mechanical Output HP	3.63	SS26Q12H56	SS26Q12H14	SS26Q12H18	HOLLOW
		Output OHL (lbs.)	1610	SS26Q12HA56	SS26Q12HA14	SS26Q12HA18	HOLLOW ALT.
15	117	Mechanical Input HP	3.62	SS26Q15L56	SS26Q15L14	SS26Q15L18	L
		Thermal Input HP	4.15	SS26Q15R56	SS26Q15R14	SS26Q15R18	R
		Output Torque (lb. in.)	1708	SS26Q15LR56	SS26Q15LR14	SS26Q15LR18	LR
		Mechanical Output HP	3.16	SS26Q15H56	SS26Q15H14	SS26Q15H18	HOLLOW
		Output OHL (lbs.)	1610	SS26Q15HA56	SS26Q15HA14	SS26Q15HA18	HOLLOW ALT.
18	97	Mechanical Input HP	3.05	SS26Q18L56	SS26Q18L14	SS26Q18L18	L
		Thermal Input HP	3.73	SS26Q18R56	SS26Q18R14	SS26Q18R18	R
		Output Torque (lb. in.)	1708	SS26Q18LR56	SS26Q18LR14	SS26Q18LR18	LR
		Mechanical Output HP	2.63	SS26Q18H56	SS26Q18H14	SS26Q18H18	HOLLOW
		Output OHL (lbs.)	1610	SS26Q18HA56	SS26Q18HA14	SS26Q18HA18	HOLLOW ALT.
20	88	Mechanical Input HP	2.71	SS26Q20L56	SS26Q20L14	-	L
		Thermal Input HP	3.71	SS26Q20R56	SS26Q20R14		R
		Output Torque (lb. in.)	1673	SS26Q20LR56	SS26Q20LR14		LR
		Mechanical Output HP	2.32	SS26Q20H56	SS26Q20H14		HOLLOW
		Output OHL (lbs.)	1610	SS26Q20HA56	SS26Q20HA14		HOLLOW ALT.
25	70	Mechanical Input HP	2.26	SS26Q25L56	SS26Q25L14	-	L
		Thermal Input HP	3.00	SS26Q25R56	SS26Q25R14		R
		Output Torque (lb. in.)	1677	SS26Q25LR56	SS26Q25LR14		LR
		Mechanical Output HP	1.86	SS26Q25H56	SS26Q25H14		HOLLOW
		Output OHL (lbs.)	1610	SS26Q25HA56	SS26Q25HA14		HOLLOW ALT.
30	58	Mechanical Input HP	2.00	SS26Q30L56	SS26Q30L14	-	L
		Thermal Input HP	2.79	SS26Q30R56	SS26Q30R14		R
		Output Torque (lb. in.)	1705	SS26Q30LR56	SS26Q30LR14		LR
		Mechanical Output HP	1.58	SS26Q30H56	SS26Q30H14		HOLLOW
		Output OHL (lbs.)	1610	SS26Q30HA56	SS26Q30HA14		HOLLOW ALT.
40	44	Mechanical Input HP	1.55	SS26Q40L56	SS26Q40L14	-	L
		Thermal Input HP	2.14	SS26Q40R56	SS26Q40R14		R
		Output Torque (lb. in.)	1685	SS26Q40LR56	SS26Q40LR14		LR
		Mechanical Output HP	1.17	SS26Q40H56	SS26Q40H14		HOLLOW
		Output OHL (lbs.)	1610	SS26Q40HA56	SS26Q40HA14		HOLLOW ALT.
50	35	Mechanical Input HP	1.32	SS26Q50L56	SS26Q50L14	-	L
		Thermal Input HP	1.76	SS26Q50R56	SS26Q50R14		R
		Output Torque (lb. in.)	1662	SS26Q50LR56	SS26Q50LR14		LR
		Mechanical Output HP	0.92	SS26Q50H56	SS26Q50H14		HOLLOW
		Output OHL (lbs.)	1610	SS26Q50HA56	SS26Q50HA14		HOLLOW ALT.
60	29	Mechanical Input HP	1.08	SS26Q60L56	SS26Q60L14	-	L
		Thermal Input HP	1.57	SS26Q60R56	SS26Q60R14		R
		Output Torque (lb. in.)	1547	SS26Q60LR56	SS26Q60LR14		LR
		Mechanical Output HP	0.72	SS26Q60H56	SS26Q60H14		HOLLOW
		Output OHL (lbs.)	1610	SS26Q60HA56	SS26Q60HA14		HOLLOW ALT.

3-piece coupled input style is also available for Tigear-2 stainless steel reducers.

For 3-piece coupled input, use same part numbers as above except replace the letter "Q" with the new letter "A".

Example: Part number SS26Q30L56 is a stainless steel size-26 reducer with quill input, 30:1 ratio, left hand output shaft and a 56C motor adapter. Part number SS26A30L56 is the same reducer except with 3-piece coupled input style.

Note: Washdown accessories available in accessories section.

The output bore for hollow reducers listed above is 1-7/16". We also offer a 1-1/4" output bore. To order, add "SD104" to the end of the part number.

Example: SS26Q30H56SD104 or SS26A30H56SD104

FEATURES/BENEFITS PAGE 2	SPECIFICATION PAGE 8	NOMENCLATURE PAGE 9	RATINGS/DIMENSIONS PAGE 16
-----------------------------	-------------------------	------------------------	-------------------------------

WASHDOWN PRODUCTS



Tigear-2 Ultra Kleen Reducers With Quill Input - Size 30

Ratio	Output RPM	Rating Data 1750 Input RPM		Part Number			Shaft Position
				56C	140TC	180TC	
5	350	Mechanical Input HP	10.84	-	SS30Q05L14	SS30Q05L18	L
		Thermal Input HP	12.53		SS30Q05R14	SS30Q05R18	R
		Output Torque (lb.in.)	1849		SS30Q05LR14	SS30Q05LR18	LR
		Mechanical Output HP	10.27		SS30Q05H14	SS30Q05H18	HOLLOW
		Output OHL (lbs.)	1330		-	-	-
7.5	233	Mechanical Input HP	8.74	-	SS30Q07L14	SS30Q07L18	L
		Thermal Input HP	9.64		SS30Q07R14	SS30Q07R18	R
		Output Torque (lb.in.)	2171		SS30Q07LR14	SS30Q07LR18	LR
		Mechanical Output HP	8.15		SS30Q07H14	SS30Q07H18	HOLLOW
		Output OHL (lbs.)	1540		-	-	-
10	175	Mechanical Input HP	7.11	-	SS30Q10L14	SS30Q10L18	L
		Thermal Input HP	7.85		SS30Q10R14	SS30Q10R18	R
		Output Torque (lb.in.)	2347		SS30Q10LR14	SS30Q10LR18	LR
		Mechanical Output HP	6.52		SS30Q10H14	SS30Q10H18	HOLLOW
		Output OHL (lbs.)	1720		-	-	-
15	117	Mechanical Input HP	5.00	-	SS30Q15L14	SS30Q15L18	L
		Thermal Input HP	5.72		SS30Q15R14	SS30Q15R18	R
		Output Torque (lb.in.)	2371		SS30Q15LR14	SS30Q15LR18	LR
		Mechanical Output HP	4.39		SS30Q15H14	SS30Q15H18	HOLLOW
		Output OHL (lbs.)	2300		-	-	-
20	88	Mechanical Input HP	3.81	SS30Q20L56	SS30Q20L14	SS30Q20L18	L
		Thermal Input HP	4.52	SS30Q20R56	SS30Q20R14	SS30Q20R18	R
		Output Torque (lb.in.)	2345	SS30Q20LR56	SS30Q20LR14	SS30Q20LR18	LR
		Mechanical Output HP	3.26	SS30Q20H56	SS30Q20H14	SS30Q20H18	HOLLOW
		Output OHL (lbs.)	2300	-	-	-	
25	70	Mechanical Input HP	3.05	SS30Q25L56	SS30Q25L14	SS30Q25L18	L
		Thermal Input HP	3.90	SS30Q25R56	SS30Q25R14	SS30Q25R18	R
		Output Torque (lb.in.)	2284	SS30Q25LR56	SS30Q25LR14	SS30Q25LR18	LR
		Mechanical Output HP	2.54	SS30Q25H56	SS30Q25H14	SS30Q25H18	HOLLOW
		Output OHL (lbs.)	2300	-	-	-	
30	58	Mechanical Input HP	2.75	SS30Q30L56	SS30Q30L14	-	L
		Thermal Input HP	3.58	SS30Q30R56	SS30Q30R14	-	R
		Output Torque (lb.in.)	2417	SS30Q30LR56	SS30Q30LR14	-	LR
		Mechanical Output HP	2.24	SS30Q30H56	SS30Q30H14	-	HOLLOW
		Output OHL (lbs.)	2300	-	-	-	
40	44	Mechanical Input HP	2.09	SS30Q40L56	SS30Q40L14	-	L
		Thermal Input HP	2.87	SS30Q40R56	SS30Q40R14	-	R
		Output Torque (lb.in.)	2324	SS30Q40LR56	SS30Q40LR14	-	LR
		Mechanical Output HP	1.61	SS30Q40H56	SS30Q40H14	-	HOLLOW
		Output OHL (lbs.)	2300	-	-	-	
50	35	Mechanical Input HP	1.75	SS30Q50L56	SS30Q50L14	-	L
		Thermal Input HP	2.34	SS30Q50R56	SS30Q50R14	-	R
		Output Torque (lb.in.)	2257	SS30Q50LR56	SS30Q50LR14	-	LR
		Mechanical Output HP	1.25	SS30Q50H56	SS30Q50H14	-	HOLLOW
		Output OHL (lbs.)	2300	-	-	-	
60	29	Mechanical Input HP	1.50	SS30Q60L56	SS30Q60L14	-	L
		Thermal Input HP	2.01	SS30Q60R56	SS30Q60R14	-	R
		Output Torque (lb.in.)	2138	SS30Q60LR56	SS30Q60LR14	-	LR
		Mechanical Output HP	0.99	SS30Q60H56	SS30Q60H14	-	HOLLOW
		Output OHL (lbs.)	2300	-	-	-	

3-piece coupled input style is also available for Tigear-2 stainless steel reducers.

For 3-piece coupled input, use same part numbers as above except replace the letter "Q" with the new letter "A".

Example: Part number SS30Q30L56 is a stainless steel size-30 reducer with quill input, 30:1 ratio, left hand output shaft and a 56C motor adapter. Part number SS30A30L56 is the same reducer except with 3-piece coupled input style.

Note: Washdown accessories available in accessories section.

The output bore for hollow reducers listed above is 1-15/16". We also offer a 1-1/4" output bore. To order, add "SD104" to the end of the part number.

Example: SS30Q30H56SD104 or SS30A30H56SD104

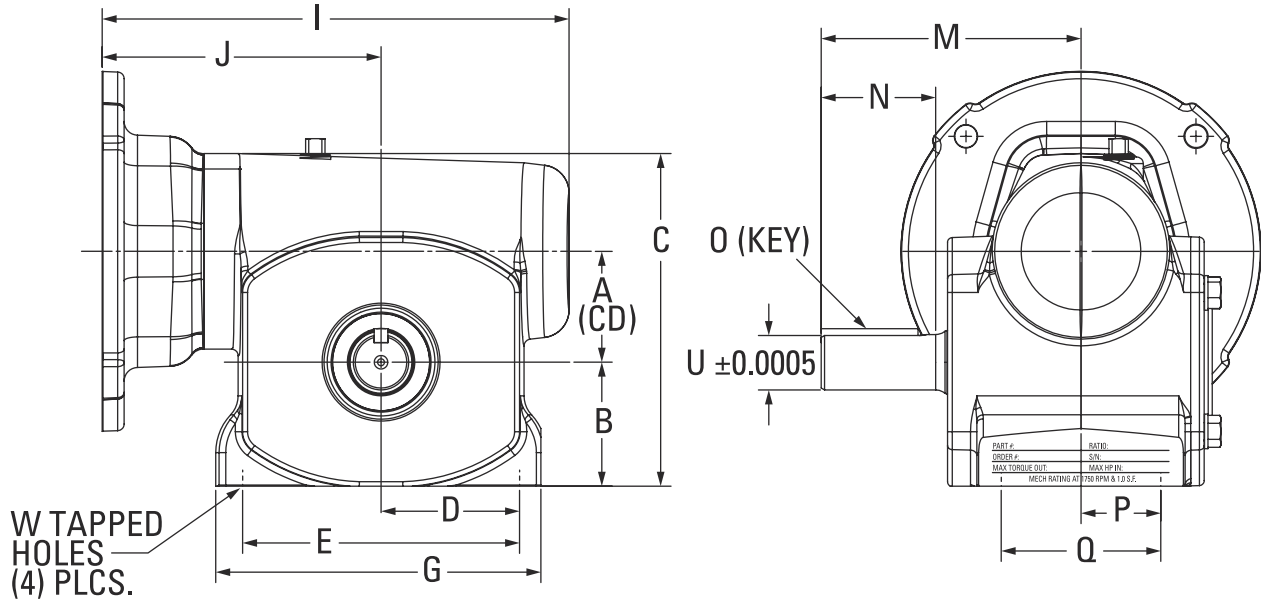
FEATURES/BENEFITS PAGE 2	SPECIFICATION PAGE 8	NOMENCLATURE PAGE 9	RATINGS/DIMENSIONS PAGE 16
-----------------------------	-------------------------	------------------------	-------------------------------

ULTRA KLEEN DIMENSIONS WASHDOWN PRODUCTS

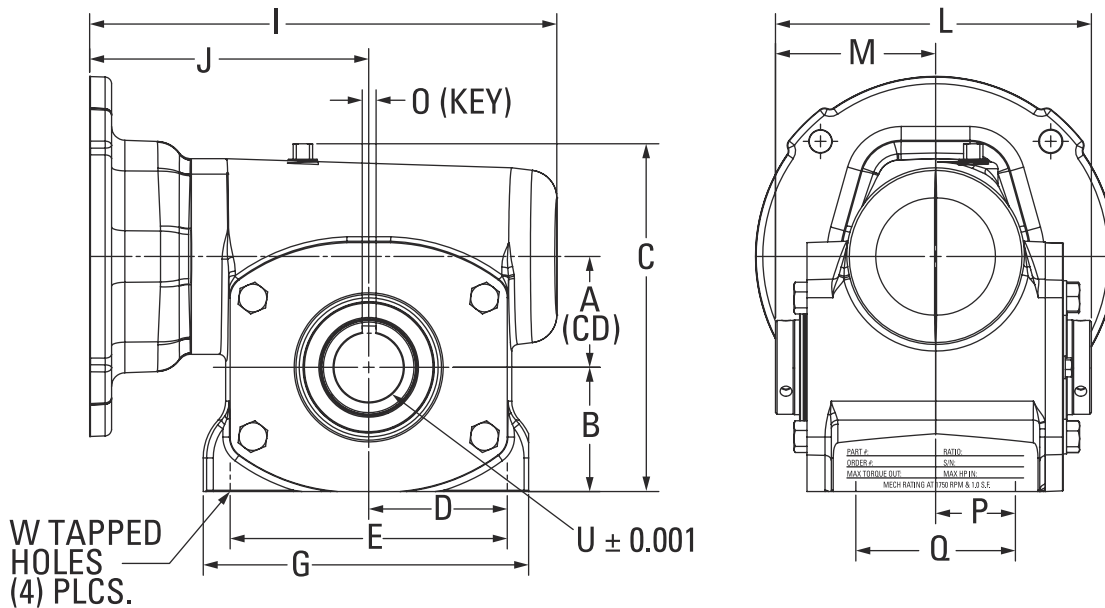


Quill Input Dimensions

QUILL INPUT WITH SOLID OUTPUT



QUILL INPUT WITH HOLLOW OUTPUT



Features / Benefits

Specification / How to
Order / Nomenclature

Selection
Procedures / HP & S.F.

Ratings / Dimensions

Washdown E-Z Kleen

Washdown Ultra Kleen

Ultra Kleen
Dimensions

ULTRA KLEEN DIMENSIONS WASHDOWN PRODUCTS



Quill Input Dimensions

Quill Input With Solid Output

Size	A	B	C	D	E	G	I		J	
							56C/140TC	180TC	56C/140TC	180TC
17	1.75	1.99	5.85	2.09	4.19	5.50	8.00	N/A	4.92	N/A
20	2.00	2.24	6.35	2.50	5.00	6.12	8.47	N/A	5.02	N/A
23	2.31	2.50	7.38	2.50	5.00	6.76	9.12	9.94	5.47	6.29
26	2.63	2.87	8.36	3.19	6.38	7.26	9.37	10.18	5.51	6.32
30	3.00	3.25	8.88	3.50	7.00	8.24	10.58	11.39	6.12	6.93

Size	M	N	O	P	Q	U	W	
						+/-0.0005	Tap Size	Depth
17	4.31	1.74	3/16 SQ. x 1.50 KEY	1.38	2.75	0.874	5/16-18	0.75
20	4.69	2.11	1/4 SQ. x 1.75 KEY	1.44	2.88	0.999	3/8-16	0.75
23	5.14	2.18	1/4 SQ. x 1.98 KEY	1.44	2.88	1.124	3/8-16	0.69
26	5.63	2.67	1/4 SQ. x 2.35 KEY	1.69	3.38	1.124	3/8-16	0.69
30	6.75	3.20	5/16 SQ. x 3.00 KEY	2.00	4.00	1.374	7/16-14	0.88

Quill Input With Hollow Output

Size	A	B	C	D	E	G	I		J	
							56C/140TC	180TC	56C/140TC	180TC
17	1.75	1.99	5.85	2.09	4.19	5.50	8.09	N/A	4.92	N/A
20	2.00	2.24	6.35	2.50	5.00	6.12	8.47	N/A	5.02	N/A
20 ALT.	2.00	2.24	6.35	2.50	5.00	6.12	8.47	N/A	5.02	N/A
23	2.31	2.50	7.38	2.50	5.00	6.76	9.12	9.94	5.47	6.29
23 ALT.	2.31	2.50	7.38	2.50	5.00	6.76	9.12	9.94	5.47	6.29
26	2.63	2.87	8.36	3.19	6.38	7.26	9.37	10.18	5.51	6.32
26 ALT.	3.63	2.87	8.36	3.19	6.38	7.26	9.37	10.18	5.51	6.32
30	3.00	3.25	8.88	3.50	7.00	8.24	10.58	11.39	6.12	6.93

Size	L	M	O	P	Q	U	W	
						+/-0.001	Tap Size	Depth
17	5.41	2.71	1/4 x 0.22 x 1.50 KEY	1.38	2.75	1.001	5/16-18	0.75
20	5.70	2.85	1/4 X 1/4 X 1.75 KEY	1.44	2.88	1.251	3/8-16	0.75
20 ALT.	5.70	2.85	1/4 X 1/4 X 1.75 KEY	1.44	2.88	1.189	3/8-16	0.75
23	6.62	3.31	3/8 x 0.31 x 2.20 KEY	1.44	2.88	1.439	3/8-16	0.69
23 ALT.	6.62	3.31	3/8 x 0.28 x 2.20 KEY	1.44	2.88	1.501	3/8-16	0.69
23SD104	6.62	3.31	1/4 X 1/4 X 2.20 KEY	1.44	2.88	1.251	3/8-16	0.69
26	6.62	3.31	3/8 x 0.31 x 2.20 KEY	1.69	3.38	1.439	3/8-16	0.69
26 ALT.	6.62	3.31	3/8 x 0.31 x 2.20 KEY	1.69	3.38	1.689	3/8-16	0.69
26SD104	6.62	3.31	1/4 X 1/4 X 2.20 KEY	1.69	3.38	1.251	3/8-16	0.69
30	7.76	3.88	1/2 x 0.44 x 3.00 KEY	2.00	4.00	1.939	7/16-14	0.88
30SD104	7.76	3.88	1/4 X 1/4 X 3.00 KEY	2.00	4.00	1.251	7/16-14	0.88

Note: 1-1/4" output bore optional available. To order, add "SD104" to the end of the part number.
Example: SS30Q30H56SD104

Features / Benefits

Specification / How to Order / Nomenclature

Selection Procedures / HP & S.F.

Ratings / Dimensions

Washdown E-Z Kleen

Washdown Ultra Kleen

Ultra Kleen Dimensions

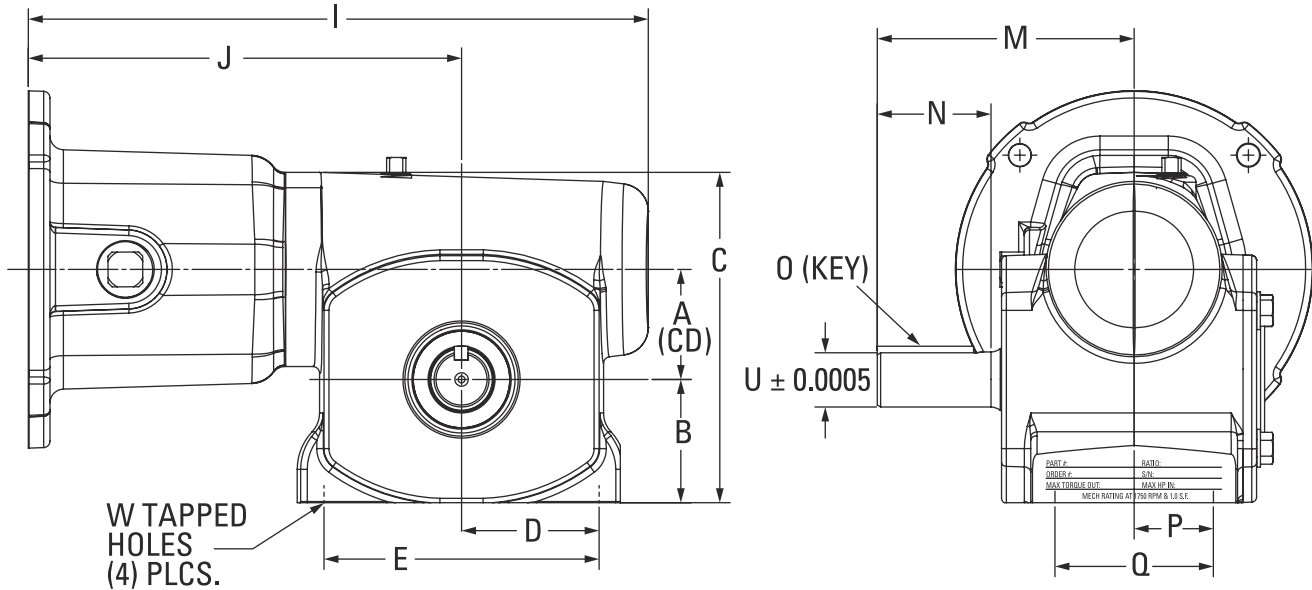
FEATURES/BENEFITS PAGE 2	SPECIFICATION PAGE 8	NOMENCLATURE PAGE 9	RATINGS/DIMENSIONS PAGE 16
-----------------------------	-------------------------	------------------------	-------------------------------

ULTRA KLEEN DIMENSIONS WASHDOWN PRODUCTS

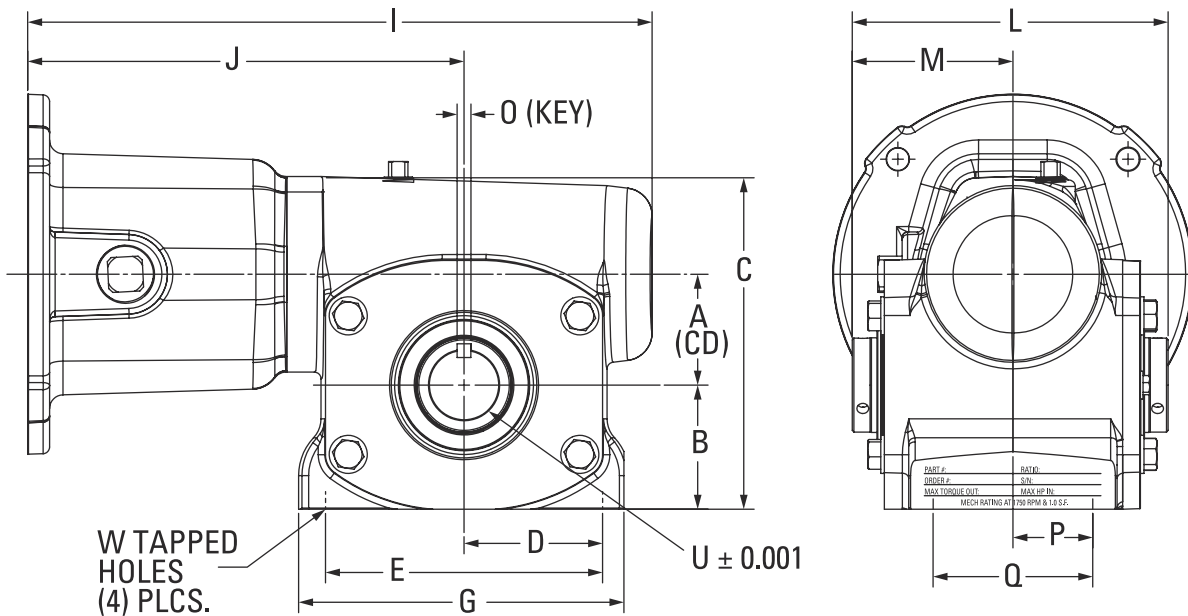


3-Piece Coupled Input Dimensions

3-PIECE COUPLED INPUT WITH SOLID OUTPUT



3-PIECE COUPLED INPUT WITH HOLLOW OUTPUT



ULTRA KLEEN DIMENSIONS WASHDOWN PRODUCTS



3-Piece Coupled Input Dimensions

3-Piece Coupled Input With Solid Output

Size	A	B	C	D	E	G	I		J	
							56C/140TC	180TC	56C/140TC	180TC
17	1.75	1.99	5.85	2.09	4.19	5.50	10.92	N/A	7.75	N/A
20	2.00	2.24	6.35	2.50	5.00	6.12	11.30	N/A	7.85	N/A
23	2.31	2.50	7.38	2.50	5.00	6.76	12.25	12.98	8.60	9.33
26	2.63	2.87	8.36	3.19	6.38	7.26	12.49	13.22	8.63	9.36
30	3.00	3.25	8.88	3.50	7.00	8.24	13.70	14.43	9.24	9.97

Size	M	N	O	P	Q	U	W	
						+/-0.0005	Tap Size	Depth
17	4.31	1.74	3/16 SQ. x 1.50 KEY	1.38	2.75	0.874	5/16-18	0.75
20	4.69	2.11	1/4 SQ. x 1.75 KEY	1.44	2.88	0.999	3/8-16	0.75
23	5.14	2.18	1/4 SQ. x 1.98 KEY	1.44	2.88	1.124	3/8-16	0.69
26	5.63	2.67	1/4 SQ. x 2.35 KEY	1.69	3.38	1.124	3/8-16	0.69
30	6.75	3.20	5/16 SQ. x 3.00 KEY	2.00	4.00	1.374	7/16-14	0.88

3-Piece Coupled Input With Hollow Output

Size	A	B	C	D	E	G	I		J	
							56C/140TC	180TC	56C/140TC	180TC
17	1.75	1.99	5.85	2.09	4.19	5.50	10.92	N/A	7.75	N/A
20	2.00	2.24	6.35	2.50	5.00	6.12	11.30	N/A	7.85	N/A
20 ALT.	2.00	2.24	6.35	2.50	5.00	6.12	11.30	N/A	7.85	N/A
23	2.31	2.50	7.38	2.50	5.00	6.76	12.25	12.98	8.60	9.33
23 ALT.	2.31	2.50	7.38	2.50	5.00	6.76	12.25	12.98	8.60	9.33
26	2.63	2.87	8.36	3.19	6.38	7.26	12.49	13.22	8.63	9.36
26 ALT.	3.63	2.87	8.36	3.19	6.38	7.26	12.49	13.22	8.63	9.36
30	3.00	3.25	8.88	3.50	7.00	8.24	13.70	14.43	9.24	9.97

Size	L	M	O	P	Q	U	W	
						+/-0.001	Tap Size	Depth
17	5.41	2.71	1/4 x 0.22 x 1.50 KEY	1.38	2.75	1.001	5/16-18	0.75
20	5.70	2.85	1/4 X 1/4 X 1.75 KEY	1.44	2.88	1.251	3/8-16	0.75
20 ALT.	5.70	2.85	1/4 X 1/4 X 1.75 KEY	1.44	2.88	1.189	3/8-16	0.75
23	6.62	3.31	3/8 x 0.31 x 2.20 KEY	1.44	2.88	1.439	3/8-16	0.69
23 ALT.	6.62	3.31	3/8 x 0.28 x 2.20 KEY	1.44	2.88	1.501	3/8-16	0.69
23SD104	6.62	3.31	1/4 X 1/4 X 2.20 KEY	1.44	2.88	1.251	3/8-16	0.69
26	6.62	3.31	3/8 x 0.31 x 2.20 KEY	1.69	3.38	1.439	3/8-16	0.69
26 ALT.	6.62	3.31	3/8 x 0.31 x 2.20 KEY	1.69	3.38	1.689	3/8-16	0.69
26SD104	6.62	3.31	1/4 X 1/4 X 2.20 KEY	1.69	3.38	1.251	3/8-16	0.69
30	7.76	3.88	1/2 x 0.44 x 3.00 KEY	2.00	4.00	1.939	7/16-14	0.88
30SD104	7.76	3.88	1/4 X 1/4 X 3.00 KEY	2.00	4.00	1.251	7/16-14	0.88

Note: 1-1/4" output bore optional available. To order, add "SD104" to the end of the part number.
Example: SS30A30H56SD104

Features / Benefits

Specification / How to Order / Nomenclature

Selection Procedures / HP & S.F.

Ratings / Dimensions

Washdown E-Z Kleen

Washdown Ultra Kleen

Ultra Kleen Dimensions

FEATURES/BENEFITS PAGE 2	SPECIFICATION PAGE 8	NOMENCLATURE PAGE 9	RATINGS/DIMENSIONS PAGE 16
-----------------------------	-------------------------	------------------------	-------------------------------



HELICAL ATTACHMENT

Tigear-2 Helical Attachment

Quick Selections: Helical Attachment And Tigear-2 Assemblies

Overall Ratio	Output RPM	Motor HP	O/P Torque	SF	HA Part Number	Tigear-2 Part Number Output Shaft Configuration			
						Solid Shaft Left	Solid Shaft Right	Solid Shaft Left/Right	Hollow Shaft
75	23.33	0.25	546	1.17	156HA556	17Q15L56	17Q15R56	17Q15LR56	17Q15H56
		0.33	729	1.30	156HA556	20Q15L56	20Q15R56	20Q15LR56	20Q15H56
		0.5	1105	1.33	156HA556	23Q15L56	23Q15R56	23Q15LR56	23Q15H56
		0.75	1676	1.31	256HA514	26Q15L14	26Q15R14	26Q15LR14	26Q15H14
		1	2235	1.43	256HA514	30Q15L14	30Q15R14	30Q15LR14	30Q15H14
		1.5	3353	1.55	214HA514	35Q15L14	35Q15R14	35Q15LR14	35Q15H14
80	21.88	0.25	556	1.19	156HA456	17Q20L56	17Q20R56	17Q20LR56	17Q20H56
		0.33	742	1.32	156HA456	20Q20L56	20Q20R56	20Q20LR56	20Q20H56
		0.5	1139	1.34	156HA456	23Q20L56	23Q20R56	23Q20LR56	23Q20H56
		0.75	1728	1.32	256HA414	26Q20L14	26Q20R14	26Q20LR14	26Q20H14
		1	2305	1.55	256HA414	30Q20L14	30Q20R14	30Q20LR14	30Q20H14
		1.5	3457	1.55	214HA414	35Q20L14	35Q20R14	35Q20LR14	35Q20H14
100	17.5	0.25	736	1.29	156HA556	20Q20L56	20Q20R56	20Q20LR56	20Q20H56
		0.33	928	1.06	156HA556	20Q20L56	20Q20R56	20Q20LR56	20Q20H56
		0.5	1423	1.07	156HA556	23Q20L56	23Q20R56	23Q20LR56	23Q20H56
		0.75	2161	1.05	256HA514	26Q20L14	26Q20R14	26Q20LR14	26Q20H14
		1	2881	1.24	256HA514	30Q20L14	30Q20R14	30Q20LR14	30Q20H14
		1.5	4321	1.24	214HA514	35Q20L14	35Q20R14	35Q20LR14	35Q20H14
120	14.58	0.25	782	1.24	156HA456	20Q30L56	20Q30R56	20Q30LR56	20Q30H56
		0.33	1046	1.44	156HA456	23Q30L56	23Q30R56	23Q30LR56	23Q30H56
		0.5	1605	1.41	156HA456	26Q30L56	26Q30R56	26Q30LR56	26Q30H56
		0.75	2408	1.33	256HA414	30Q30L14	30Q30R14	30Q30LR14	30Q30H14
		1	3211	1.66	256HA414	35Q30L14	35Q30R14	35Q30LR14	35Q30H14
		1.5	4816	1.11	214HA414	35Q30L14	35Q30R14	35Q30LR14	35Q30H14
125	14	0.25	836	1.19	156HA556	20Q25L56	20Q25R56	20Q25LR56	20Q25H56
		0.33	1104	1.40	156HA556	23Q25L56	23Q25R56	23Q25LR56	23Q25H56
		0.5	1715	1.35	156HA556	26Q25L56	26Q25R56	26Q25LR56	26Q25H56
		0.75	2572	1.28	256HA514	30Q25L14	30Q25R14	30Q25LR14	30Q25H14
		1	3430	1.57	256HA514	35Q25L14	35Q25R14	35Q25LR14	35Q25H14
		1.5	5145	1.46	214HA514	40Q25L14	40Q25R14	40Q25LR14	40Q25H14
150	11.67	0.25	990	1.52	156HA556	23Q30L56	23Q30R56	23Q30LR56	23Q30H56
		0.33	1307	1.15	156HA556	23Q30L56	23Q30R56	23Q30LR56	23Q30H56
		0.5	2007	1.13	156HA556	26Q30L56	26Q30R56	26Q30LR56	26Q30H56
		0.75	3010	1.06	256HA514	30Q30L14	30Q30R14	30Q30LR14	30Q30H14
		1	4013	1.33	256HA514	35Q30L14	35Q30R14	35Q30LR14	35Q30H14
		1.5	6020	1.25	214HA514	40Q30L14	40Q30R14	40Q30LR14	40Q30H14
160	10.94	0.25	976	1.55	156HA456	23Q40L56	23Q40R56	23Q40LR56	23Q40H56
		0.33	1288	1.17	156HA456	23Q40L56	23Q40R56	23Q40LR56	23Q40H56
		0.5	2006	1.13	156HA456	26Q40L56	26Q40R56	26Q40LR56	26Q40H56
		0.75	3009	1.18	256HA414	30Q40L14	30Q40R14	30Q40LR14	30Q40H14
		1	4013	1.33	256HA414	35Q40L14	35Q40R14	35Q40LR14	35Q40H14
		1.5	6019	1.25	214HA414	40Q40L14	40Q40R14	40Q40LR14	40Q40H14



HELICAL ATTACHMENT

Tigear-2 Helical Attachment

Quick Selections: Helical Attachment And Tigear-2 Assemblies (Continued)

Overall Ratio	Output RPM	Motor HP	O/P Torque	SF	HA Part Number	Tigear-2 Part Number Output Shaft Configuration			
						Solid Shaft Left	Solid Shaft Right	Solid Shaft Left/Right	Hollow Shaft
200	8.75	0.25	1220	1.24	156HA556	23Q40L56	23Q40R56	23Q40LR56	23Q40H56
		0.33	1655	1.37	156HA556	26Q40L56	26Q40R56	26Q40LR56	26Q40H56
		0.5	2508	1.41	156HA556	30Q40L56	30Q40R56	30Q40LR56	30Q40H56
		0.75	3762	1.42	256HA514	35Q40L14	35Q40R14	35Q40LR14	35Q40H14
		1	5016	1.06	256HA514	35Q40L14	35Q40R14	35Q40LR14	35Q40H14
240	7.29	0.25	1260	1.11	156HA456	23Q60L56	23Q60R56	23Q60LR56	23Q60H56
		0.33	1718	1.21	156HA456	26Q60L56	26Q60R56	26Q60LR56	26Q60H56
		0.5	2603	1.09	156HA456	30Q60L56	30Q60R56	30Q60LR56	30Q60H56
		0.75	3904	1.22	256HA414	35Q60L14	35Q60R14	35Q60LR14	35Q60H14
		1	5206	1.28	256HA414	40Q60L14	40Q60R14	40Q60LR14	40Q60H14
250	7	0.25	1439	1.53	156HA556	26Q50L56	26Q50R56	26Q50LR56	26Q50H56
		0.33	1900	1.16	156HA556	26Q50L56	26Q50R56	26Q50LR56	26Q50H56
		0.5	2878	1.14	156HA556	30Q50L56	30Q50R56	30Q50LR56	30Q50H56
		0.75	4317	1.19	256HA514	35Q50L14	35Q50R14	35Q50LR14	35Q50H14
		1	5756	1.25	256HA514	40Q50L14	40Q50R14	40Q50LR14	40Q50H14
300	5.83	0.25	1627	1.28	156HA556	26Q60L56	26Q60R56	26Q60LR56	26Q60H56
		0.33	2147	1.32	156HA556	30Q60L56	30Q60R56	30Q60LR56	30Q60H56
		0.5	3254	1.46	156HA556	35Q60L56	35Q60R56	35Q60LR56	35Q60H56
		0.75	4881	1.36	256HA514	40Q60L14	40Q60R14	40Q60LR14	40Q60H14

Helical Attachment

Accessories

Mod Express

Engineering / Mounting Positions

Competitor Interchange

Renewal Parts

Part Number Index

FEATURES/BENEFITS PAGE 2	SPECIFICATION PAGE 8	NOMENCLATURE PAGE 9	RATINGS/DIMENSIONS PAGE 16
-----------------------------	-------------------------	------------------------	-------------------------------



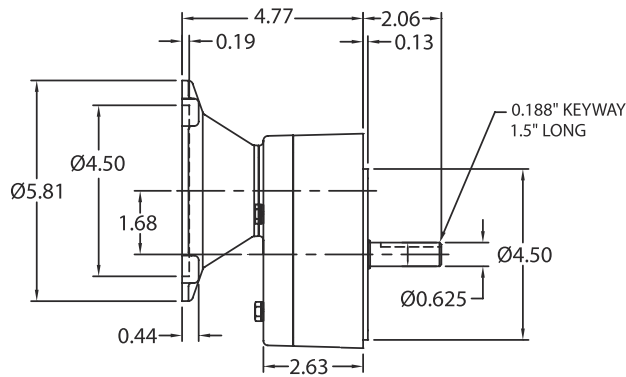
HELICAL ATTACHMENT

Tigear-2 Helical Attachment SIZE 1 & 2 HELICAL SINGLE REDUCTION

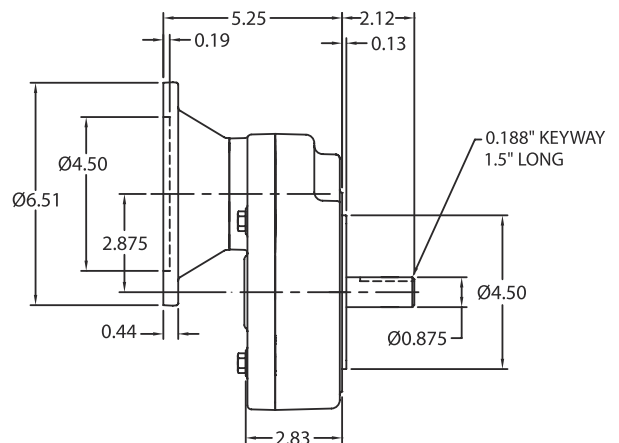
Size	Ratio	Part Number	Input RPM	Output RPM	Input HP	Output HP	Output Torque (lb. in.)	Output OHL (lbs.)	Input Style	Output Style
1	4	156HA456	1750	438	0.5	0.49	71	224	56C	56C
1	5	156HA556	1750	350	0.5	0.49	88	247	56C	56C
2	4	256HA414	1750	438	1.5	1.47	212	445	56C	140C
2	5	256HA514	1750	350	1.5	1.47	265	360	56C	140C
2	4	214HA414	1750	438	1.5	1.47	212	445	140C	140C
2	5	214HA514	1750	350	1.5	1.47	265	360	140C	140C

Note: For helical attachment, Dodge recommends the use of TEFC motors. These units are intended for horizontal mount only in the position shown below. Contact Dodge for any other mounting position.

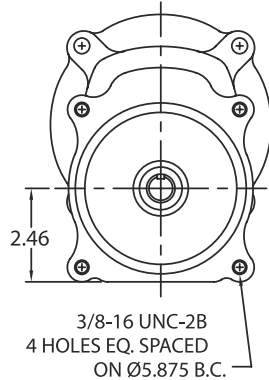
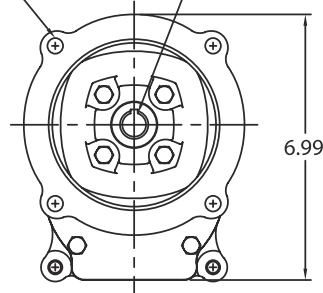
SIZE 1



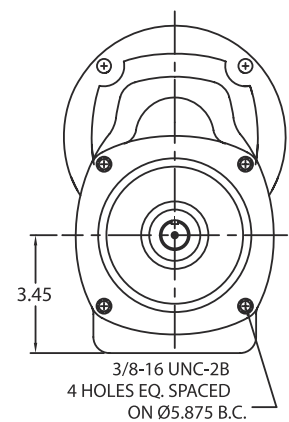
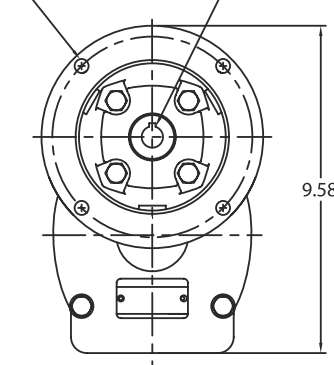
SIZE 2



Ø0.41 4 HOLES EQ. SPACED AS SHOWN ON Ø5.875 B.C.
NEMA 56C QUILL INPUT
Ø0.625 BORE
0.188 KEYWAY



Ø0. 4 HOLES EQ. SPACED AS SHOWN ON Ø5.875 B.C.
NEMA 56C
Ø0.625 BORE OR NEMA 140C
Ø0.875 BORE QUILL INPUT





ACCESSORIES

Tigear-2 MOTOR ADAPTER KIT

Tigear-2 motor adapter kits are available to convert a separate shaft input reducer to a 3-piece coupled input reducer. Kits listed at right include the motor adapter housing, 3-piece coupling and all required mounting hardware.

Tigear-2 motor adapter kits cannot be used with the old Adaptable or Separate series Tigear reducers.

Reducer Size	Motor Frame				
	56C	140TC	180TC	210TC	250TC
13	1315MTR56	1315MTR14	N/A	N/A	N/A
15	1315MTR56	1315MTR14	N/A	N/A	N/A
17	1720MTR56	1720MTR14	N/A	N/A	N/A
20	1720MTR56	1720MTR14	N/A	N/A	N/A
23	2330MTR56	2330MTR14	2330MTR18	N/A	N/A
26	2330MTR56	2330MTR14	2330MTR18	N/A	N/A
30	2330MTR56	2330MTR14	2330MTR18	N/A	N/A
35	35MTR56	35MTR14	35MTR18	35MTR21	N/A
40	N/A	4047MTR14	4047MTR18	4047MTR21	4047MTR25
47	N/A	4047MTR14	4047MTR18	4047MTR21	4047MTR25





ACCESSORIES

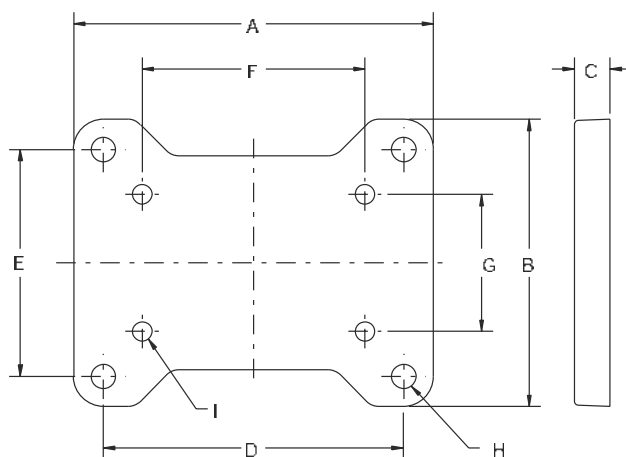
Tigear-2 BOLT-ON BASE KIT

All Tigear-2 reducers include top and bottom drilled and tapped mounting holes but do not include base. Each kit below includes the base and required mounting hardware.

Reducer Size	Standard Kit Number	Standard Spacer Kit Number (1)	E-Z Kleen Kit Number	Stainless Steel Ultra Kleen Kit (4)
13	13BASE	Not Required	13ZBASE	N/A
15	15BASE	Not Required	15ZBASE	N/A
17	17BASE	Not Required	17ZBASE	17SBASE
20	20BASE	Not Required	20ZBASE	20SBASE
23 (1)	23BASE	2326SPACER	23ZBASE	23SBASE
26 (1)	26BASE	2326SPACER	26ZBASE	26SBASE
30 (1)	30BASE	3035SPACER	30ZBASE	30SBASE
35 (1)	35BASE	3035SPACER	35ZBASE	N/A
40 (1)	40BASE	40SPACER	N/A	N/A
47	47BASE	Not Required	N/A	N/A

Note: (1) If base is to be mounted on top of reducer, space kit listed above will also be required to allow clearance of base and motor adapter housing. Currently not available with E-Z Kleen coating or stainless steel material.

(4) Because of new rounded housing design of Stainless reducer, top mounting is not available.



Size	A	B	C	D	E	F	G	H	I
13	5.25	4.19	0.52	4.38	3.31	3.25	2.00	0.34	0.28
15	6.13	5.19	0.61	5.25	4.31	3.50	2.25	0.44	0.28
17	6.94	5.56	0.74 (3)	5.88 (3)	4.50	4.19	2.75	0.41	0.34
20	7.26	5.66	0.74 (3)	6.20 (3)	4.60	5.00	2.88	0.50	0.41
23	8.32	6.14	0.75	7.06	4.88	5.00	2.88	0.47	0.41
26	9.25	6.50	0.79/0.72 (2)	8.00	5.25	6.38	3.38	0.56	0.41
30	9.68	7.12	0.75	8.44	5.88	7.00	4.00	0.53	0.49
35	10.75	7.38	1.00	9.50	6.13	7.50	4.00	0.58	0.47
40	12.62	9.13	1.00	11.12	7.63	8.50	5.00	0.66	0.66
47	16.00	10.26	1.13	14.12	8.38	11.00	5.81	0.78	0.66

Note: (2) C dimension for 26BASE and 26ZBASE is 0.79. C dimension for 26SBASE is 0.72

Note: (3) Sizes 17 and 20 have slotted mounting holes. Size 17 slotted horizontally +/-0.06. Size 20 slotted 30 degree from horizontal +/-0.12 (see photo above left).

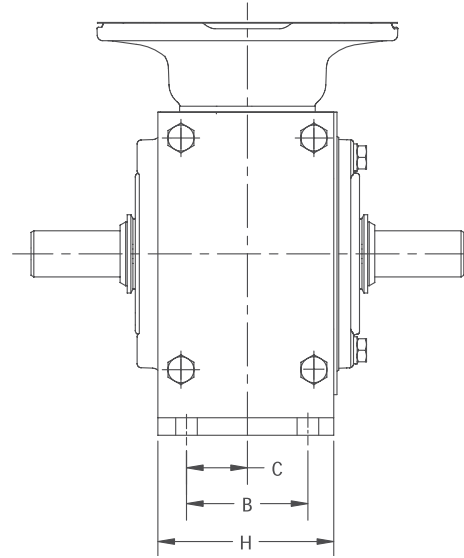
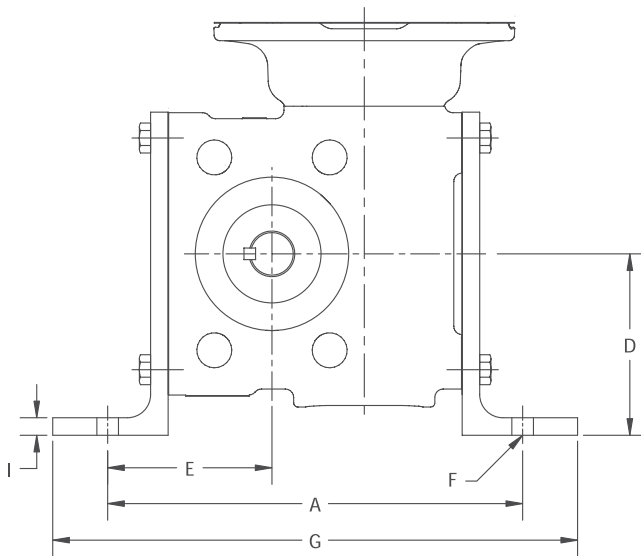
FEATURES/BENEFITS PAGE 2	SPECIFICATION PAGE 8	NOMENCLATURE PAGE 9	RATINGS/DIMENSIONS PAGE 16
-----------------------------	-------------------------	------------------------	-------------------------------



ACCESSORIES

Tigear-2 J-MOUNT BASE KITS

J-mount kits allow the reducer to be “floor” mounted with the motor in a vertical (up) position. In this configuration the output shaft(s) is horizontal. Each kit includes the brackets and required mounting hardware.



Reducer Size	Standard Kit Number	E-Z Kleen Kit Number	A	B	C	D	E	F	G	H	I
13	13JMOUNT	13ZJMOUNT	6.88	2.00	1.00	2.95	2.71	0.34	7.76	2.88	0.25
15	15JMOUNT	15ZJMOUNT	7.98	2.50	1.25	3.50	3.12	0.41	9.48	3.38	0.31
17	17JMOUNT	17ZJMOUNT	8.35	2.50	1.25	3.50	3.24	0.41	9.85	3.56	0.38
20	20JMOUNT	20ZJMOUNT	8.97	2.63	1.32	3.94	3.55	0.47	11.35	3.75	0.38
23	23JMOUNT	23ZJMOUNT	9.88	2.88	1.44	4.06	3.75	0.50	10.88	4.12	0.38
26	26JMOUNT	26ZJMOUNT	11.48	3.13	1.57	4.75	4.43	0.53	13.36	4.25	0.38
30	30JMOUNT	30ZJMOUNT	11.88	4.00	2.00	5.62	4.75	0.56	13.02	5.06	0.38
35	35JMOUNT	35ZJMOUNT	13.50	4.00	2.00	5.50	5.45	0.56	15.57	5.50	0.38
40	40JMOUNT	N/A	14.88	5.00	2.50	6.50	6.12	0.69	16.26	6.38	0.50
47	47JMOUNT	N/A	17.51	5.81	2.91	7.75	7.19	0.69	18.89	7.19	0.50

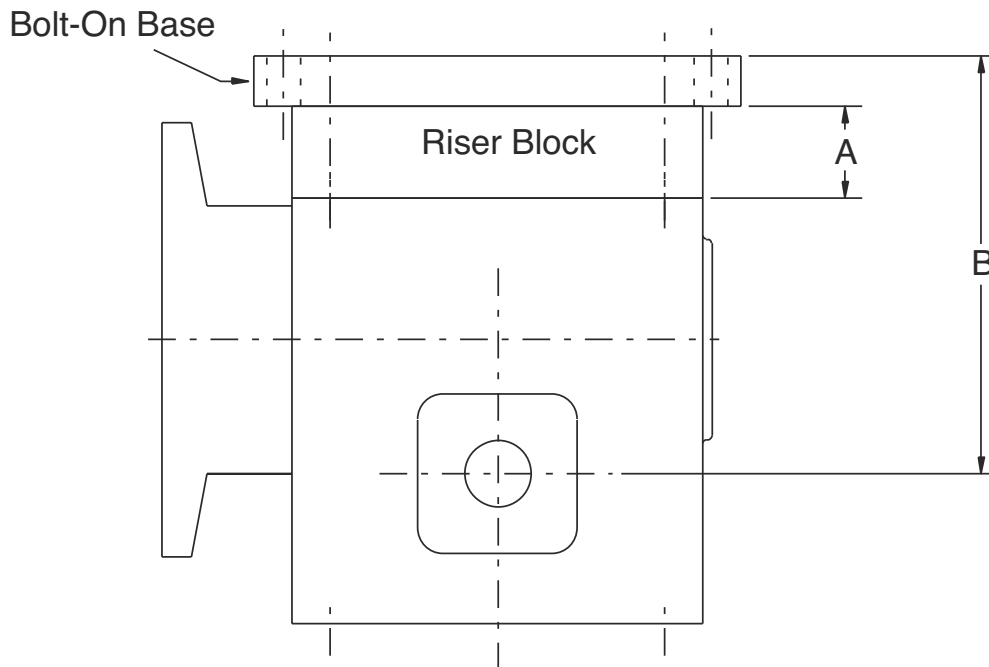


ACCESSORIES

**Tigear-2
RISER BLOCK KITS**

Riser blocks allow clearance over the motor eliminating the need to invert the reducer (worn under) when the application calls for a “ceiling” mount such as under a conveyor or other equipment. Riser blocks permit the reducer to be mounted in the most desirable position keeping the high speed shaft seal above the oil level. Experience shows that this position results in increased seal life and durability. Each kit includes the riser block and required mounting hardware.

Reducer Size	Standard Kit Number	E-Z Kleen Kit Number	A	B
13	13RISER	13ZRISER	1.66	5.36
15	15RISER	15ZRISER	1.38	5.61
17	17RISER	17ZRISER	1.38	5.99
20	20RISER	20ZRISER	1.38	6.24
23	23RISER	23ZRISER	2.25	7.88
26	26RISER	26ZRISER	1.91	8.21
30	30RISER	30ZRISER	2.25	8.63
35	35RISER	35ZRISER	1.69	9.27
40	40RISER	N/A	2.75	10.83
47	47RISER	N/A	2.00	11.57



Helical Attachment
 Accessories
 Mod Express
 Engineering / Mounting Positions
 Competitor Interchange
 Renewal Parts
 Part Number Index

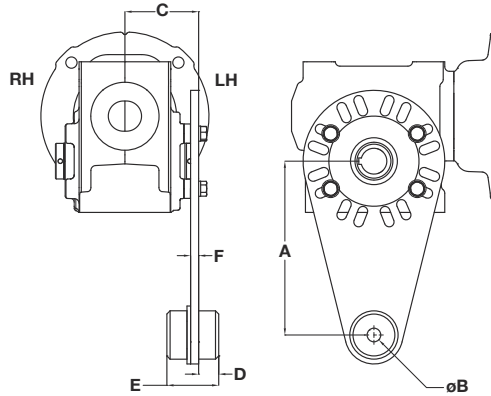


ACCESSORIES

Tigear-2 TORQUE ARM KIT

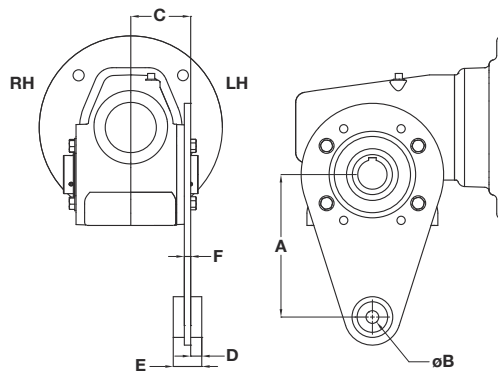
Torque Arm Kits are available for restraining Hollow Shaft Reducers. Each kit includes torque arm bracket, insert and mounting hardware. Kits are available only for sizes listed in tables.

Standard Torque Arm Kit



Tigear-2 Case Size	Part Number	A	ØB	Torque Arm		D	E	F
				C				
				RH	LH			
17	1720TORQARM	6.75	0.5	2.77	2.77	0.78	2.53	0.31
20	1720TORQARM	6.75	0.5	2.87	2.87	0.78	2.53	0.31
23	2326TORQARM	6.75	0.5	3.22	3.22	0.78	2.53	0.31
26	2326TORQARM	6.75	0.5	3.31	3.22	0.78	2.53	0.31
30	3035TORQARM	14.5	0.5	3.86	3.86	0.78	2.53	0.31
35	3035TORQARM	14.5	0.5	3.76	3.86	0.78	2.53	0.31

Stainless Steel Torque Arm Kit



Tigear-2 Case Size	Part Number	A	ØB	Torque Arm		D	E	F
				C				
				RH	LH			
17	SS17TORQARM	6.00	0.50	2.57	2.58	0.43	1.10	0.25
20	SS20TORQARM	6.00	0.50	2.57	2.55	0.43	1.10	0.25
23	SS23TORQARM	7.00	0.63	3.00	2.94	0.54	1.40	0.31
26	SS26TORQARM	7.00	0.63	2.94	2.94	0.54	1.40	0.31
30	SS30TORQARM	10.00	0.63	3.50	3.50	0.51	1.40	0.38

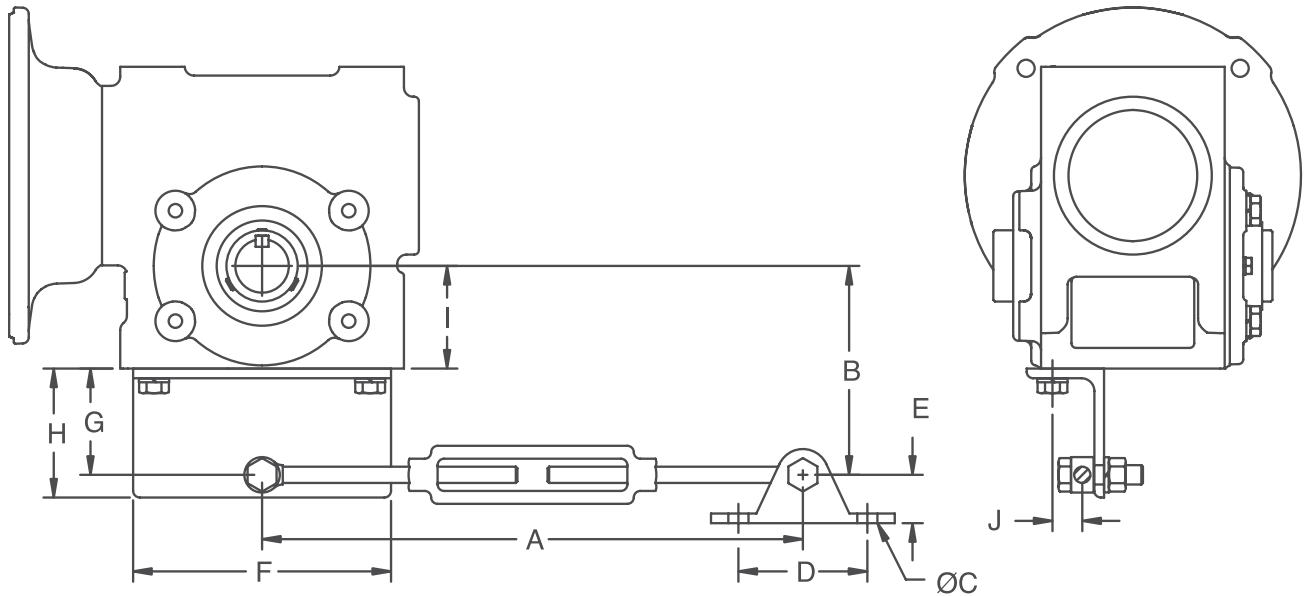


ACCESSORIES

Tigear-2 TIE ROD KIT

Tie rod kits are available for restraining hollow shaft reducers. Each kit includes reducer mounting bracket, tie rods, turnbuckle, fulcrum and mounting hardware.

Reducer Case Size	Tie Rod Kit	Reducer Case Size	Tie Rod Kit
13	13TIEROD	26	26TIEROD
15	15TIEROD	30	30TIEROD
17	17TIEROD	35	35TIEROD
20	2023TIEROD	40	40TIEROD
23		47	47TIEROD



Size	A Min - Max	B	C	D	E	F	G	H	I	J
13	12.00 - 18.00	2.52	0.41	1.75	0.75	4.00	0.81	1.25	1.71	0.37
15	12.00 - 18.00	2.68	0.41	1.75	0.75	4.20	0.81	1.25	1.87	0.49
17	12.00 - 18.00	4.05	0.41	1.75	0.75	5.00	2.06	2.50	1.99	0.59
20	14.7 - 20.7	3.55	0.39	2.50	0.94	5.88	1.31	1.75	2.24	0.53
23	14.7 - 20.7	3.81	0.39	2.50	0.94	5.88	1.31	1.75	2.50	0.53
26	14.7 - 20.7	4.18	0.39	2.50	0.94	7.24	1.31	1.75	2.87	0.75
30	14.7 - 20.7	5.75	0.39	2.50	0.94	8.00	2.50	3.00	3.25	0.72
35	14.7 - 20.7	6.49	0.39	2.50	0.94	8.50	2.50	3.00	3.99	0.84
40	19.5 - 25.5	7.69	0.45	3.00	1.06	9.88	3.25	4.00	4.44	1.09
47	19.5 - 25.5	9.56	0.45	3.00	1.06	12.38	4.25	5.00	5.31	1.03

FEATURES/BENEFITS PAGE 2	SPECIFICATION PAGE 8	NOMENCLATURE PAGE 9	RATINGS/DIMENSIONS PAGE 16
-----------------------------	-------------------------	------------------------	-------------------------------

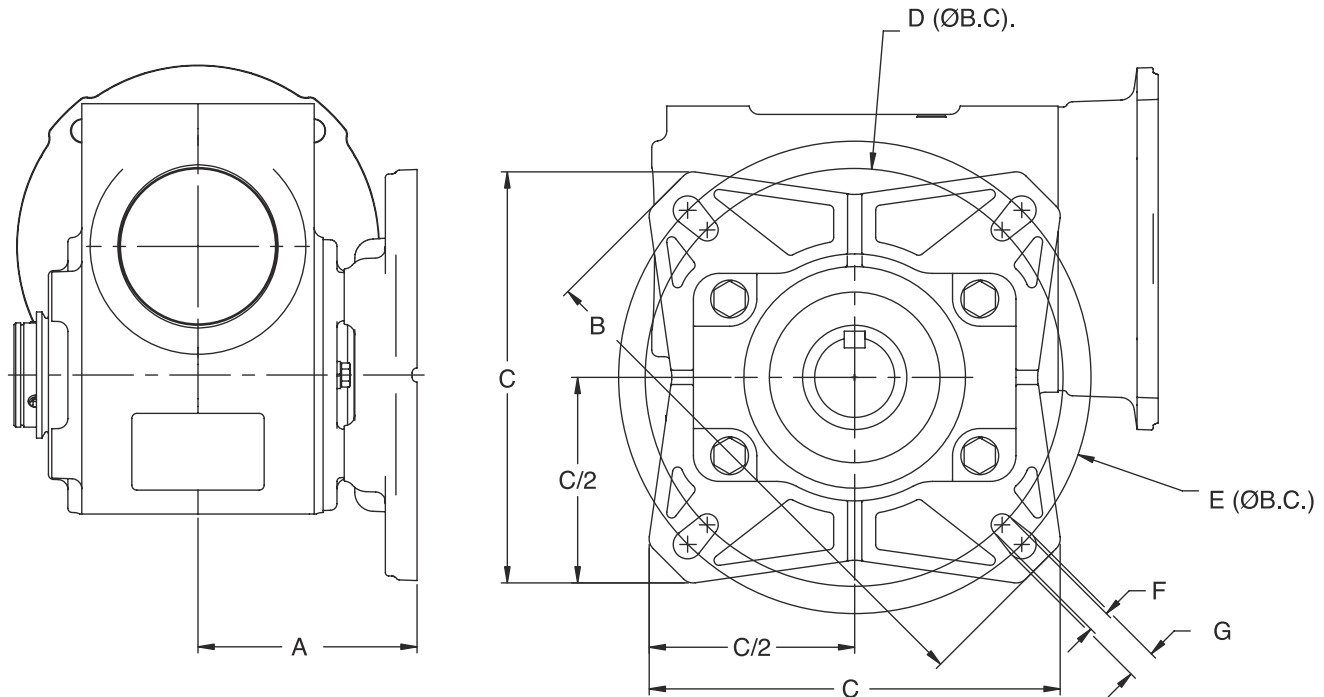


ACCESSORIES

Tigear-2 CAST OUTPUT FLANGE KIT

The output cast flange kit is used to mount hollow shaft reducers to a flat surface perpendicular to the output shaft. The flange may be substituted for a tie rod kit to restrain reactions. Each kit consists of a flange and required mounting hardware. The Output Flange Kit can be mounted to either side of a hollow output reducer. When used with Grip Tight bushings, a single bushing with key must be used and located on the side opposite of the cast output flange.

Note: Stainless steel flanges only have holes drilled for large bolt circle. "E" dimension



Case Size	Standard Kit Number	E-Z Kleen Kit Number	Stainless Steel Ultra Kleen Kit	A	B	C	D (ØB.C.)	E (ØB.C.)	F	G
13, 15	N/A	N/A	N/A	-	-	-	-	-	-	-
17	17FLANGE	17ZFLANGE	17SFLANGE	3.58	8.00	6.24	5.88	7.00	0.34	0.41
20	20FLANGE	20ZFLANGE	20SFLANGE	3.68	8.00	6.24	5.88	7.00	0.34	0.41
23	2326FLANGE	2326ZFLANGE	23SFLANGE	3.94	9.60	7.52	7.50	8.47	0.41	0.51
26	2326FLANGE	2326ZFLANGE	26SFLANGE	3.94/4.03*	9.60	7.52	7.580	8.47	0.41	0.51
30	3035FLANGE	3035ZFLANGE	30SFLANGE	5.81	11.60	9.00	9.00	10.43	0.56	0.56
35	3035FLANGE	3035ZFLANGE	N/A	5.81/5.71*	11.60	9.00	9.00	10.43	0.56	0.56
40, 47	N/A	N/A	N/A	-	-	-	-	-	-	-



ACCESSORIES

Tigear-2 Hollow Reducer Bushing Kit

Bushing kits allow hollow output reducers to be mounted to various diameter shafting. Each kit includes bushing and key.



Grip Tight Tapered Adapter Bushing Kit

Reducer Size	Max Bore	Bore Size	Standard		Stainless Steel	
			Grip Tight*	Straight Bore	Grip Tight*	Straight Bore
13	3/4"	n/a	n/a	n/a	n/a	n/a
15	3/4"	n/a	n/a	n/a	n/a	n/a
17	1"	n/a	n/a	n/a	n/a	n/a

20 1-1/4" 1" n/a **20BUSH100** – **20SBUSH100**
 Select standard bore reducer model number from pages 36-41 or washdown reducers from pages 86-87; 98.

20 Alt. 1-3/16" n/a n/a – – n/a
 Select alternative max bore reducer model number from page 117 or washdown reducers from pages 86-87; 98.

23	1-7/16"	1"	n/a	2326BUSH100	–	2326SBUSH100
		1-3/16"	n/a	2326BUSH103	–	2326SBUSH103
		1-1/4"	n/a	2326BUSH104	–	2326SBUSH104

Select standard bore reducer model number from pages 44-49 or washdown reducers from pages 88-89; 99.

23 Alt	1-1/2"	1"	23TBUSH100	n/a	23STBUSH100	n/a
		1-3/16"	23TBUSH103	n/a	23STBUSH103	n/a

Select alternative max bore reducer model number from page 117 or washdown reducers from pages 88-89; 99.

26	1-7/16"	1"	n/a	2326BUSH100	–	2326SBUSH100
		1-3/16"	n/a	2326BUSH103	–	2326SBUSH103
		1-1/4"	n/a	2326BUSH104	–	2326SBUSH104

Select standard bore reducer model number from pages 50-55 or washdown reducers from pages 90-91; 100.

26 Alt	1-11/16"	1"	26TBUSH100	n/a	26STBUSH100	n/a
		1-3/16"	26TBUSH103	n/a	26STBUSH103	n/a
		1-1/4"	26TBUSH104	n/a	26STBUSH104	n/a
		1-3/8"	26TBUSH106	n/a	26STBUSH106	n/a

Select alternative max bore reducer model number from page 117 or washdown reducers from pages 90-91; 100.

30	1-15/16"	1-3/8"	3035TBUSH106	n/a	3035STBUSH106	n/a
		1-7/16"	3035TBUSH107	n/a	3035STBUSH107	n/a
		1-1/2"	3035TBUSH108	n/a	3035STBUSH108	n/a
		1-11/16"	n/a	3035BUSH111	–	3035SBUSH111

Select standard bore reducer model number from pages 56-61 or washdown reducer from pages 92-93; 101.

35	1-15/16"	1-3/8"	3035TBUSH106	n/a	3035STBUSH106	n/a
		1-7/16"	3035TBUSH107	n/a	3035STBUSH107	n/a
		1-1/2"	3035TBUSH108	n/a	3035STBUSH108	n/a
		1-11/16"	n/a	3035BUSH111	–	3035SBUSH111

Select standard bore reducer model number from pages 62-67 or washdown reducers from pages 94-95.

40	2-3/16"	1-1/2"	40TBUSH108	n/a	n/a	n/a
		1-11/16"	40TBUSH111	n/a	n/a	n/a

Select standard bore reducer model number from pages 68-73.

47	2-15/16"	1-15/16"	47TBUSH115	n/a	n/a	n/a
		2-3/16"	47TBUSH203	n/a	n/a	n/a

Select standard bore reducer model number from pages 74-79.



Straight Bore Bushing Kit

Required shaft diameter tolerance for Grip Tight bushing: +.000", -.003"

FEATURES/BENEFITS PAGE 2	SPECIFICATION PAGE 8	NOMENCLATURE PAGE 9	RATINGS/DIMENSIONS PAGE 16
-----------------------------	-------------------------	------------------------	-------------------------------



ACCESSORIES

Tigear-2 Hollow Reducer With Alternative Maximum Bore

Size 20 Hollow Reducer Part Numbers with Alternative Maximum Bore (1-3/16")

Input	Motor Frame	Ratio									
		5	7.5	10	15	20	25	30	40	50	60
Quill	56C	20Q05HA56	20Q07HA56	20Q10HA56	20Q15HA56	20Q20HA56	20Q25HA56	20Q30HA56	20Q40HA56	20Q50HA56	20Q60HA56
	140TC	20Q05HA14	20Q07HA14	20Q10HA14	20Q15HA14	20Q20HA14	20Q25HA14	-	-	-	-
Separate	Select Motor Adapter Kit as Needed	20S05HA	20S07HA	20S10HA	20S15HA	20S20HA	20S25HA	20S30HA	20S40HA	20S50HA	20S60HA
Coupled Assembly	56C	20A05HA56	20A07HA56	20A10HA56	20A15HA56	20A20HA56	20A25HA56	20A30HA56	20A40HA56	20A50HA56	20A60HA56
	140TC	20A05HA14	20A07HA14	20A10HA14	20A15HA14	20A20HA14	20A25HA14	-	-	-	-

Note: Tapered bushing kits are not available for size 20.

Size 23 Hollow Reducer Part Numbers with Alternative Maximum Bore (1-1/2")

Input	Motor Frame	Ratio									
		5	7.5	10	15	20	25	30	40	50	60
Quill	56C	23Q05HA56	23Q07HA56	23Q10HA56	23Q15HA56	23Q20HA56	23Q25HA56	23Q30HA56	23Q40HA56	23Q50HA56	23Q60HA56
	140TC	23Q05HA14	23Q07HA14	23Q10HA14	23Q15HA14	23Q20HA14	23Q25HA14	23Q30HA14	23Q40HA14	-	-
	180TC	23Q05HA18	23Q07HA18	23Q10HA18	-	-	-	-	-	-	-
Separate	Select Motor Adapter Kit as Needed	23S05HA	23S07HA	23S10HA	23S15HA	23S20HA	23S25HA	23S30HA	23S40HA	23S50HA	23S60HA
Coupled Assembly	56C	23A05HA56	23A07HA56	23A10HA56	23A15HA56	23A20HA56	23A25HA56	23A30HA56	23A40HA56	23A50HA56	23A60HA56
	140TC	23A05HA14	23A07HA14	23A10HA14	23A15HA14	23A20HA14	23A25HA14	23A30HA14	23A40HA14	-	-
	180TC	23A05HA18	23A07HA18	23A10HA18	-	-	-	-	-	-	-

Note: These reducers are required when using tapered bushing kits for size 23.

Size 26 Hollow Reducer Part Numbers with Alternative Maximum Bore (1-11/16")

Input	Motor Frame	Ratio									
		5	7.5	10	15	20	25	30	40	50	60
Quill	56C	-	26Q07HA56	26Q10HA56	26Q15HA56	26Q20HA56	26Q25HA56	26Q30HA56	26Q40HA56	26Q50HA56	26Q60HA56
	140TC	26Q05HA14	26Q07HA14	26Q10HA14	26Q15HA14	26Q20HA14	26Q25HA14	26Q30HA14	26Q40HA14	26Q50HA14	26Q60HA14
	180TC	26Q05HA18	26Q07HA18	26Q10HA18	26Q15HA18	-	-	-	-	-	-
Separate	Select Motor Adapter Kit as Needed	26S05HA	26S07HA	26S10HA	26S15HA	26S20HA	26S25HA	26S30HA	26S40HA	26S50HA	26S60HA
Coupled Assembly	56C	-	26A07HA56	26A10HA56	26A15HA56	26A20HA56	26A25HA56	26A30HA56	26A40HA56	26A50HA56	26A60HA56
	140TC	26A05HA14	26A07HA14	26A10HA14	26A15HA14	26A20HA14	26A25HA14	26A30HA14	26A40HA14	26A50HA14	26A60HA14
	180TC	26A05HA18	26A07HA18	26A10HA18	26A15HA18	-	-	-	-	-	-

Note: These reducers are required when using tapered bushing kits for size 26.

Helical Attachment

Accessories

Mod Express

Engineering / Mounting Positions

Competitor Interchange

Renewal Parts

Part Number Index

FEATURES/BENEFITS PAGE 2	SPECIFICATION PAGE 8	NOMENCLATURE PAGE 9	RATINGS/DIMENSIONS PAGE 16
-----------------------------	-------------------------	------------------------	-------------------------------



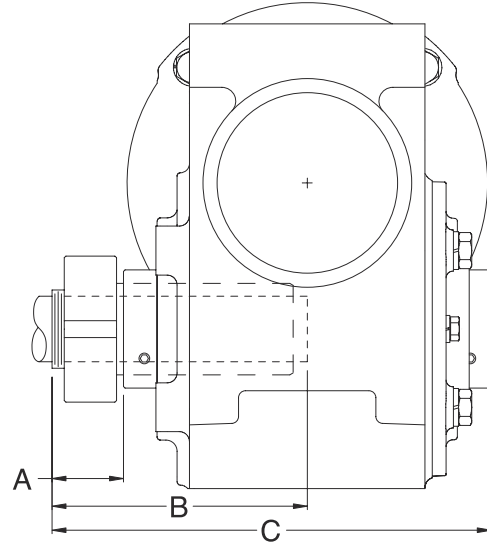
ACCESSORIES

Tigear-2 Tapered Bushing Dimensions

Single Bushing With Key

BUSHING LOCATED ON SIDE OF REDUCER CLOSEST TO DRIVEN DEVICE

This is the preferred mounting method for single bushing applications.



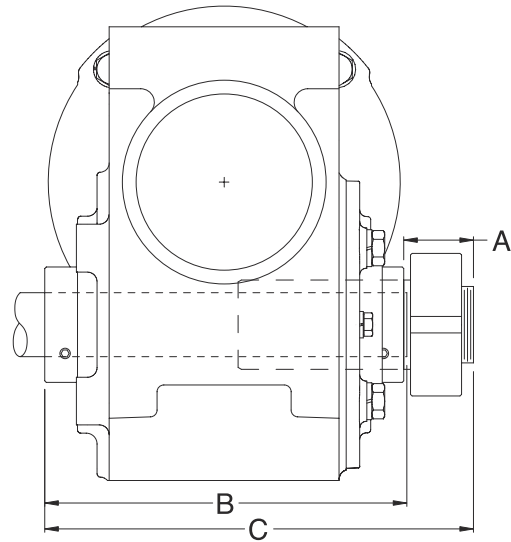
Reducer Size	Driven Shaft Diameter	A Distance From End Of Bushing To End Of Hollow Shaft	B Distance From End Of Bushing To End Of Driven Shaft	C Distance From End Of Bushing To Opposite End Of Hollow Shaft	Keyway Width	Minimum Keyway Length From End Of Driven Shaft
23	1.000	1.25	4.37	7.87	.25	3.12
	1.1875	1.25	4.37	7.87	.25	3.12
26	1.000	1.38	4.50	8.00	.25	3.12
	1.1875	1.38	4.50	8.00	.25	3.12
	1.250	1.38	4.50	8.00	.25	3.12
	1.375	1.38	4.50	8.00	.3125	3.12
30	1.375	1.44	5.12	9.20	.3125	3.68
	1.4375	1.44	5.12	9.20	.375	3.68
	1.500	1.44	5.12	9.20	.375	3.68
35*	1.375	1.44	5.12	10.18	.3125	3.68
	1.4375	1.44	5.12	10.18	.375	3.68
	1.500	1.44	5.12	10.18	.375	3.68
40*	1.500	1.69	6.24	11.51	.375	4.55
	1.6875	1.69	6.24	11.51	.375	4.55
47*	1.9375	2.13	7.44	14.01	.500	5.31
	2.1875	2.13	7.44	14.01	.500	5.31

* It is recommended that these size reducers be used with bushings on both sides of the reducer.



ACCESSORIES

Tigear-2 Tapered Bushing Dimensions Single Bushing With Key BUSHING LOCATED ON OPPOSITE SIDE OF REDUCER



Reducer Size	Driven Shaft Diameter	A Distance From End Of Hollow Shaft To End Of Bushing	B Distance From End Of Hollow Shaft To End Of Driven Shaft	C Distance From Hollow Shaft To End Of Bushing	Keyway Width	Minimum Keyway Length From End Of Driven Shaft
23	1.000	1.25	6.75	7.87	.25	1.75
	1.1875	1.25	6.75	7.87	.25	2.00
26	1.000	1.38	6.75	8.00	.25	1.75
	1.1875	1.38	6.75	8.00	.25	2.00
	1.250	1.38	6.75	8.00	.25	2.13
	1.375	1.38	6.75	8.00	.3125	2.44
30	1.375	1.44	7.89	9.20	.3125	2.44
	1.4375	1.44	7.89	9.20	.375	2.50
	1.500	1.44	7.89	9.20	.375	2.63
35*	1.375	1.44	8.87	10.18	.3125	2.44
	1.4375	1.44	8.87	10.18	.375	2.50
	1.500	1.44	8.87	10.18	.375	2.63
40*	1.500	1.69	9.95	11.51	.375	2.63
	1.6875	1.69	9.95	11.51	.375	2.88
47*	1.9375	2.13	12.01	14.01	.500	3.38
	2.1875	2.13	12.01	14.01	.500	3.75

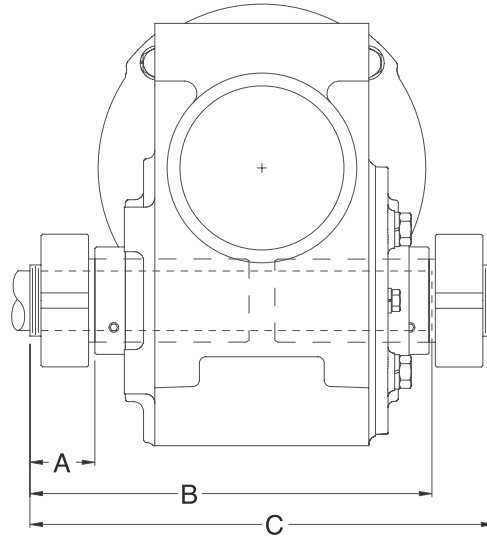
* It is recommended that these size reducers be used with bushings on both sides of the reducer.



ACCESSORIES

Tigear-2 Tapered Bushing Dimensions
DOUBLE BUSHING WITH KEY

This is the preferred mounting method for double bushing applications.



Reducer Size	Driven Shaft Diameter	A Distance From End Of Bushing To End Of Hollow Shaft	B Distance From End Of Bushing To End Of Driven Shaft	C Total Width Of Bushings	Keyway Width	Minimum Keyway Length From End Of Driven Shaft
23	1.000	1.25	8.00	9.13	.25	6.75
	1.1875	1.25	8.00	9.13	.25	6.75
26	1.000	1.38	8.13	9.39	.25	6.75
	1.1875	1.38	8.13	9.39	.25	6.75
	1.250	1.38	8.13	9.39	.25	6.75
	1.375	1.38	8.13	9.39	.3125	6.75
30	1.375	1.44	9.33	10.65	.3125	7.89
	1.4375	1.44	9.33	10.65	.375	7.89
	1.500	1.44	9.33	10.65	.375	7.89
35	1.375	1.44	10.31	11.63	.3125	8.87
	1.4375	1.44	10.31	11.63	.375	8.87
	1.500	1.44	10.31	11.63	.375	8.87
40	1.500	1.69	11.64	13.21	.375	9.95
	1.6875	1.69	11.64	13.21	.375	9.95
47	1.9375	2.13	14.14	16.15	.500	12.01
	2.1875	2.13	14.14	16.15	.500	12.01

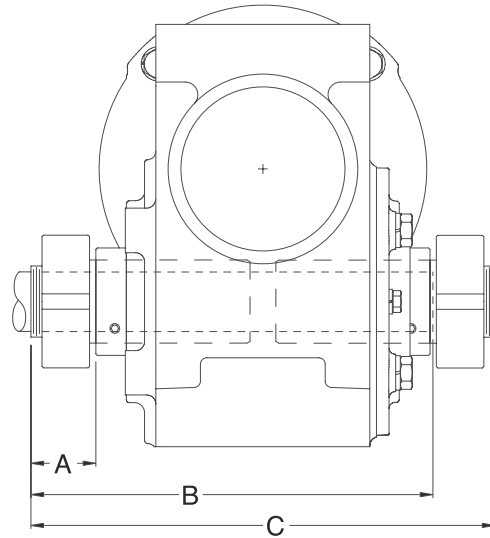
FEATURES/BENEFITS PAGE 2	SPECIFICATION PAGE 8	NOMENCLATURE PAGE 9	RATINGS/DIMENSIONS PAGE 16
-----------------------------	-------------------------	------------------------	-------------------------------



ACCESSORIES

Tigear-2 Tapered Bushing Dimensions Double Bushing Without Key

Do not use for brake motor applications or other critical applications.



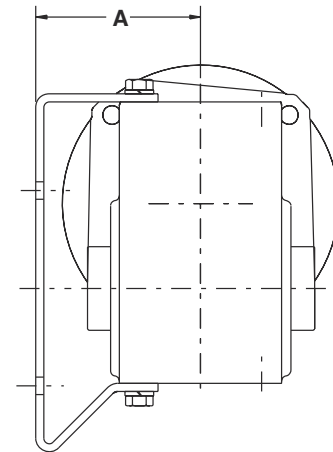
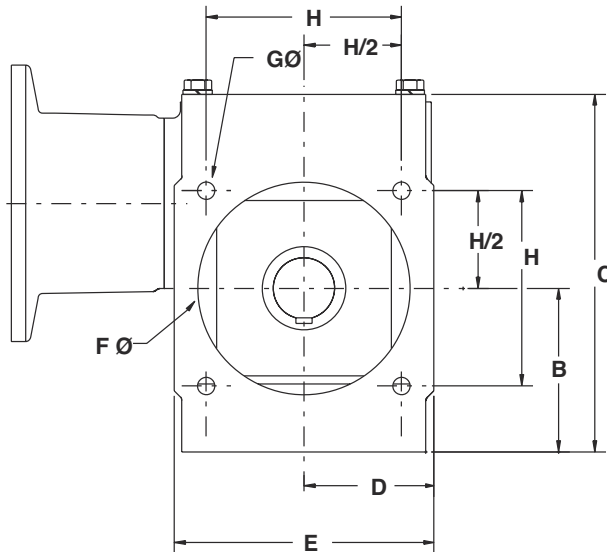
Reducer Size	A Distance From End Of Bushing To End Of Hollow Shaft	B Distance From End Of Bushing To End Of Driven Shaft	C Total Width Of Bushings
23	1.25	8.00	9.13
26	1.38	8.13	9.39
30	1.44	9.33	10.65
35	1.44	10.31	11.63
40	1.69	11.64	13.21
47	2.13	14.14	16.15



ACCESSORIES

Tigear-2 OUTPUT BRACKET KIT

The output bracket kit is used to mount the reducer to a flat surface perpendicular to the output shaft. On hollow shaft units, an output bracket may be substituted for a tie rod kit to restrain reactions. Each kit consists of a bracket and required mounting hardware. The output bracket kit can be mounted to either side of the reducer.



Case Size	Standard Kit No.	E-Z Kleen Kit No.	A	B	C	D	E	F	G	H	G (Ø B.C.)
13	13BRACKET	13ZBRACKET	3.00	3.08	6.39	2.33	4.66	3.81	0.34	3.54	5.01
15	15BRACKET	15ZBRACKET	3.21	2.77	6.57	2.33	4.66	3.81	0.34	3.54	5.01
17	17BRACKET	17ZBRACKET	3.50	3.36	7.41	2.77	5.54	4.44	0.34	4.16	5.88
20	20BRACKET	20ZBRACKET	3.88	3.81	8.11	3.05	6.10	5.00	0.41	4.60	6.51
23	23BRACKET	23ZBRACKET	3.72	3.94	9.07	3.25	6.50	5.00	0.41	5.30	7.50
26	26BRACKET	26ZBRACKET	4.63	4.15	9.89	3.80	7.60	6.56	0.41	5.66	8.00
30	30BRACKET	30ZBRACKET	4.50	4.41	10.29	4.39	8.14	7.00	0.41	6.36	8.99
35	35BRACKET	35ZBRACKET	5.25	5.51	12.35	4.80	9.60	8.56	0.41	7.07	10.00
40	N/A	N/A	N/A	N/A	N/A	N/A	N/A	N/A	N/A	N/A	N/A
47	N/A	N/A	N/A	N/A	N/A	N/A	N/A	N/A	N/A	N/A	N/A

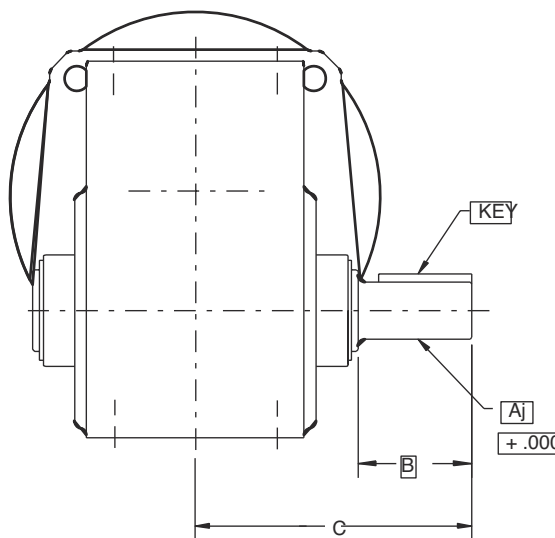
FEATURES/BENEFITS PAGE 2	SPECIFICATION PAGE 8	NOMENCLATURE PAGE 9	RATINGS/DIMENSIONS PAGE 16
-----------------------------	-------------------------	------------------------	-------------------------------



ACCESSORIES

Tigear-2 PLUG-IN OUTPUT SHAFT KIT

A plug-in output shaft kit permits the conversion of a Hollow output to a solid output reducer. Customers can easily change output shaft locations from L to R with this accessory. These kits can only be used with standard max bore reducers. They cannot be used with alternative max bore reducers. If other shaft requirements are necessary, consult Dodge. Kit includes shaft, snap rings and keys.



Case Size	Kit. No.	A +/- .0005
13	13PLUGIN	0.6245
15	15PLUGIN	0.7495
17	17PLUGIN	0.8745
20	20PLUGIN	0.9995
23	23PLUGIN	1.1245
26	26PLUGIN	1.1245
30	30PLUGIN	1.3745
35	35PLUGIN	1.4995
40	40PLUGIN	1.8745
47	47PLUGIN	1.9995

Case Size	B	C	Key
13	1.82	4.47	3/16 SQ x 1.50
15	1.82	4.47	3/16 SQ x 1.50
17	1.81	4.81	3/16 SQ x 1.50
20	2.11	5.31	1/4 SQ x 1.75
23	2.36	6.05	1/4 SQ x 1.98
26	2.36	6.05	1/4 SQ x 1.98
30	3.43	7.76	5/16 SQ x 3.00
35	3.34	8.17	3/8 SQ x 2.93
40	4.10	9.46	1/2 SQ x 3.53
47	3.93	10.46	1/2 SQ x 3.53

Note: Solid shaft gearboxes are recommended whenever overhung load is present. Plug-in shafts can be used for overhung load applications if testing has been done to verify the plug-in shaft performs to expectations. Special length and diameter solid shafts are available through the Tigear-2 mod express program.

Helical Attachment

Accessories

Mod Express

Engineering /
Mounting Positions

Competitor
Interchange

Renewal Parts

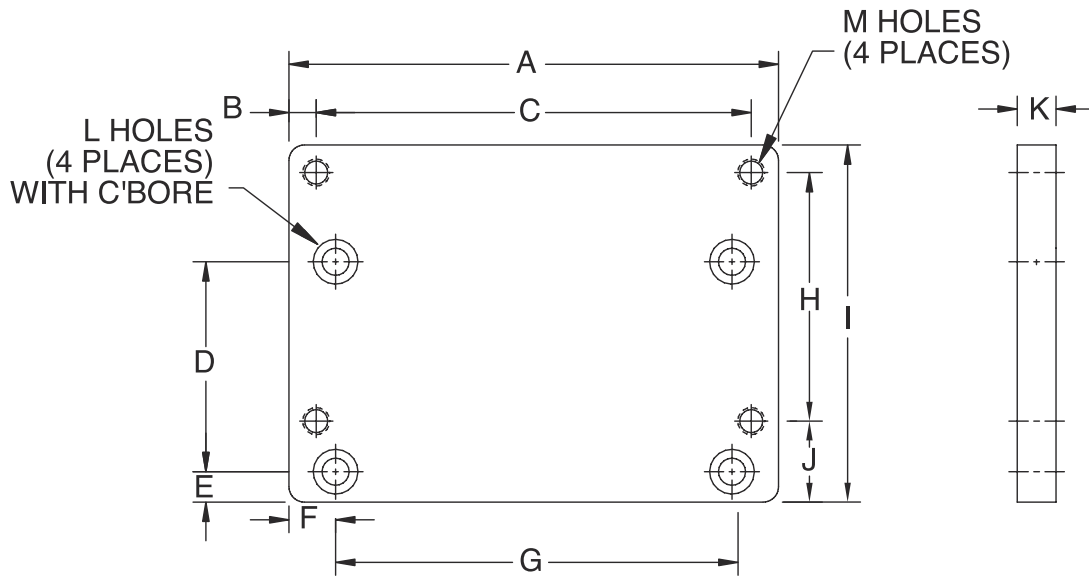
Part Number Index



ACCESSORIES

Tigear-2 TRANSITION BASE KITS FOR DOWNSIZING

Tigear-2 transition base kits allow a smaller reducer to “drop-in” to the bolt hole pattern of the next size larger reducer. This scenario is possible in many replacement situations because of the increases in the Tigear-2 output torque capacity. The base will locate the output shaft in the same position as the one from the larger reducer being replaced.



Down-Sizing

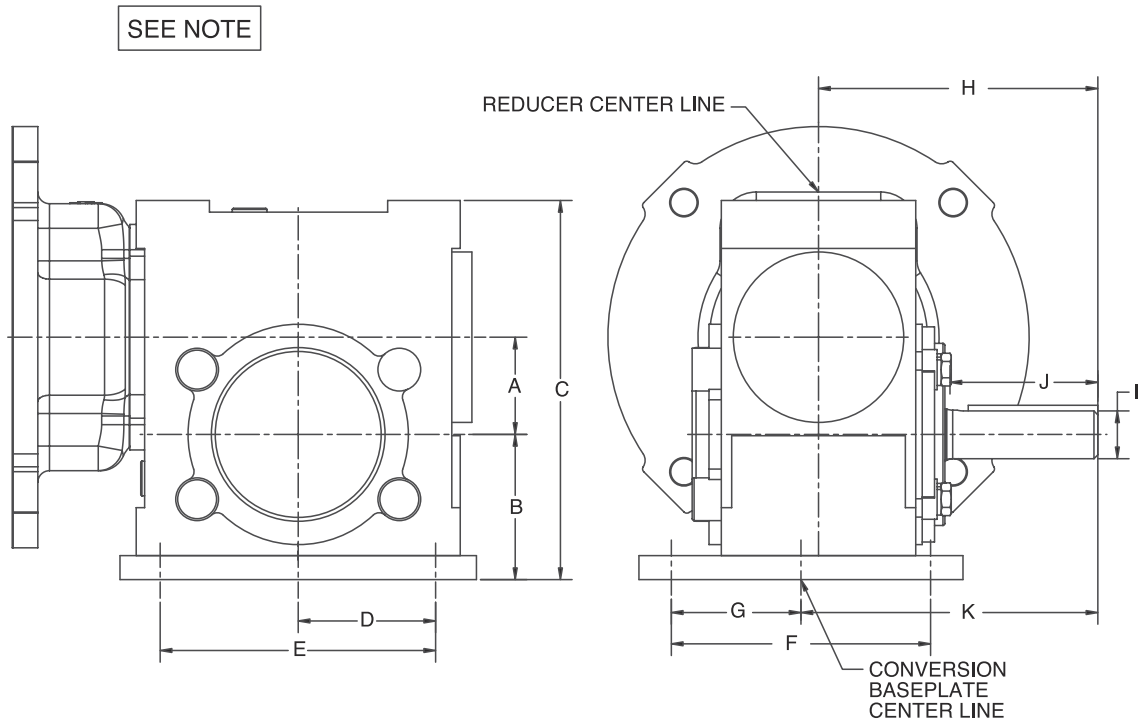
From	To	Kit Number	A	B	C	D	E	F	G	H	I	J	K	L Holes	M Holes
26	23	23DOWN26	7.13	0.38	6.38	2.88	0.69	1.07	5.00	3.38	4.69	0.93	0.63	7/16 DRILL THRU	3/8-16 TAP THRU
30	26	26DOWN30	7.88	0.44	7.00	3.38	0.49	0.75	6.38	4.00	5.75	1.31	0.63	7/16 DRILL THRU	7/16-14 TAP THRU
35	30	30DOWN35	8.38	0.44	7.50	4.00	0.62	0.69	7.00	4.00	5.82	1.38	1.00	1/2 DRILL THRU	7/16-14 TAP THRU



ACCESSORIES

Tigear-2 XL RIGHT ANGLE CONVERSION BASE

Tigear-2 conversion base kits allow customers who currently use single reduction master XL right angle reducers to convert to Tigear-2. The conversion base kits will be supplied with hardware to attach the conversion base to Tigear-2 unit. Please note some dimensional differences exist between the master XL reducers and Tigear-2 reducers with conversion base.



Tigear-2 Sizes	Converted XLSize	Kit No.	A	B	C	D	E	F	G	H	I	J	K	Master XL Base To Centerline Of Output Shaft
15	12	W12T015BASE	1.50	2.250	5.86	2.12	4.25	4.00	2.00	4.31	0.750	2.23	4.00	2.23
17	16	W16T017BASE	1.75	2.480	6.34	3.00	6.00	4.50	2.25	4.31	0.875	1.74	4.56	2.48
23	21	W21T023BASE	2.31	3.365	8.25	3.50	7.00	7.00	3.50	5.14	1.125	2.18	6.00	3.37
35	28	W28T035BASE	3.50	4.855	11.44	3.99	8.00	8.00	4.00	7.06	1.500	3.51	7.81	*3.985

* Denotes dimensional difference between XL right angle and Tigear-2 unit with conversion base



ACCESSORIES

Tigear-2

Lubrication

The Dodge Tigear-2 reducer is factory filled with a synthetic lubricant which eliminates costly preparation time normally required to put a reducer into service. The lubricant supplied is a high performance, H1 food grade lubricant, suitable for all mounting positions. When reducer selections are properly service factored to account for the thermal limitations of the reducer, the standard lubricant covers an operating ambient temperature range of -10°F to 165°F. No other lubricant available on the market provides the outstanding wear protection and thermal abilities of the factory-filled lubricant. Other lubricants, including Mobile SHC series lubricant, must not be mixed with the factory supplied lubricant.

Low Temperature Lubricant

For operating ambient temperature ranges from -10°F to -30°F, order low temperature lubricant at the time of reducer order. See mod express section (page 128) for additional information on ordering low temp lubricant. The low temperature lubricant has all of the high performance features of the standard temperature lubricant, but has been modified for lower temperatures. Contact application engineering for temperatures below -30°F.

Approximate Oil Volumes

Reducer Configuration	Reducer Size									
	13	15	17	20	23	26	30	35	40	47
(QS) Quill Input Solid Output Shaft	6 oz.	7 oz.	12 oz.	15 oz.	23 oz.	32 oz.	48 oz.	66 oz.	97 oz.	176 oz.
(QH) Quill Input Hollow Output Shaft	6 oz.	7 oz.	10.2 oz.	14 oz.	21 oz.	28 oz.	44 oz.	60 oz.	89 oz.	164 oz.
Separate or 3-Piece Coupled Input (AS & SS) Solid Output Shaft	6 oz.	7 oz.	12 oz.	15 oz.	23 oz.	32 oz.	48 oz.	66 oz.	97 oz.	176 oz.
Separate or 3-Piece Coupled Input (AH & SH) Hollow Output Shaft	6 oz.	7 oz.	10.2 oz.	14 oz.	21 oz.	28 oz.	44 oz.	60 oz.	89 oz.	164 oz.

Replacement factory recommended Tigear Lubricant may be ordered from Dodge. Use the following table to determine part number.

Standard Temperature Range		
Klubersynth UH1 6-460		
Volume	Quart	Gallon
	32 oz.	128 oz.
Part Number	334863	334862

Low Temperature Range		
Klubersynth UH1 6-150		
Volume	Quart	Gallon
	32 oz.	128 oz.
Part Number	334861	334860

Output Shaft Reversal Kits

Tigear-2 reducers are stocked in left-hand and right-hand output shaft configuration. However, it is possible to convert a left-hand unit to a right-hand unit, or a right-hand unit to a left-hand unit in the field. A shaft reversal kit is required to make this change. Each kit includes a shaft seal, bore plug, o-ring, and instructions.

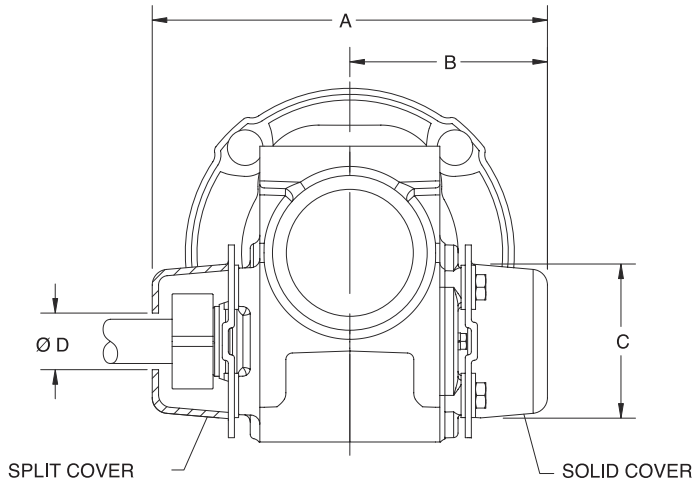
Reducer Size	Kit Part Number
13	13SHAFTREV
15	15SHAFTREV
17	17SHAFTREV
20	20SHAFTREV
23	23SHAFTREV
26	26SHAFTREV
30	30SHAFTREV
35	35SHAFTREV
40	40SHAFTREV
47	47SHAFTREV



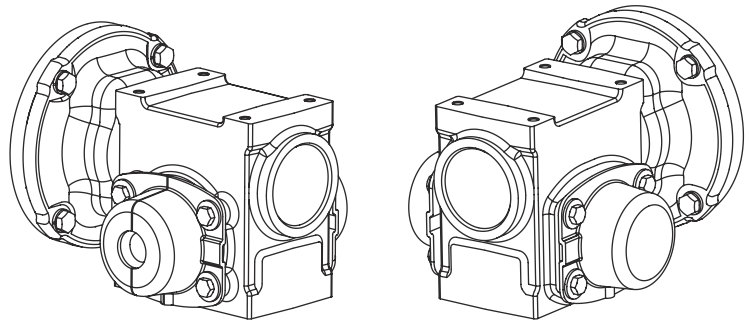
ACCESSORIES

Hollow Output Safety Covers

Safety cover kits are available to enclose the rotating shaft on hollow output reducers. The kits are designed to fit reducers equipped with Grip Tight or straight-bore bushings, or reducers equipped with the standard straight-bore hollow output shaft. The covers are made from a water-resistant polymer and include stainless steel fasteners for mild washdown applications. The covers are not water tight and it is possible for solid material to collect near the covers.



SAFETY COVER - END VIEW



SAFETY COVER - ISOMETRIC VIEWS

Case Size	Cover Style	Standard & E-Z Kleen Kit Number	Ultra Kleen Kit Number	A	B	C	D
17	Closed	17CLSDCOVER	SS17CLSDCOVER	8.0	4.0	3.1	–
	Open	17OPENCOVER	SS17OPENCOVER	8.0	4.0	3.1	1.12
20	Closed	20CLSDCOVER	SS20CLSDCOVER	8.2	4.1	3.8	–
	Open	20OPENCOVER	SS20OPENCOVER	8.2	4.1	3.8	1.50
23	Closed	23CLSDCOVER	SS23CLSDCOVER	9.2	4.6	3.4	–
	Open	23OPENCOVER	SS23OPENCOVER	9.2	4.6	3.4	1.75
26	Closed	26CLSDCOVER	SS26CLSDCOVER	9.6	4.8	4.4	–
	Open	26OPENCOVER	SS26OPENCOVER	9.6	4.8	4.4	1.94
30	Closed	30CLSDCOVER	SS30CLSDCOVER	10.8	5.4	3.9	–
	Open	30OPENCOVER	SS30OPENCOVER	10.8	5.4	3.9	2.19
35	Closed	35CLSDCOVER	Not Available	12.0	6.0	5.5	–
	Open	35OPENCOVER	Not Available	12.0	6.0	5.5	2.19
40	Closed	40CLSDCOVER	Not Available	13.6	6.8	4.5	–
	Open	40OPENCOVER	Not Available	13.6	6.8	4.5	2.44

FEATURES/BENEFITS PAGE 2	SPECIFICATION PAGE 8	NOMENCLATURE PAGE 9	RATINGS/DIMENSIONS PAGE 16
-----------------------------	-------------------------	------------------------	-------------------------------



MOD EXPRESS

Tigear-2 Mod Express

Tigear-2 mod express program provides common options for the Tigear-2 product line. All options are performed at the factory but standard delivery time may be increased if engineering time and/or parts are required to be outsourced for modification. All modified units will be assigned a unique part number. Net price adders for most modifications can be found at the end of the Tigear-2 section in the MLP book. For pricing not listed contact marketing.

Modification	Part Number Suffix	Notes
Special Output Bore Diameter	BDyxx	See Note 1
Harsh Duty Output Seals	HD	Option available only on standard reducers
Special Input Shaft Diameter	IDyxx	Option only available on Separate reducers. See Note 1.
Special Input Shaft Length	ILyxx	Option only available on Separate reducers. See Note 1.
Low Temperature Lubricant	LT	Suitable for ≥ 30 deg F temperature range.
Special Sealed Input Bearing	SB	For vertically mounted 3-piece coupled input reducers. Bearing is changed from open to sealed.
Stainless Steel Hardware	SH	Option available only on standard units
Stainless Epoxy Paint	SP	Option available only on standard units. See Note 2.
Special Output Shaft Length	SLyxx	See Note 1.
Special Output Shaft Diameter	SDyxx	See Note 1.
White Epoxy Paint	WP	See Note 2.

Note 1 - Marketing approval required

Note 2 - Not available on Ultra Kleen reducers

y = the whole number of inches required. xx = the number of sixteenths. (Example: for 1.5", yxx = 108; for 2-15/16" yxx = 215; etc.)

For Metric dimensions, annotate yxx in the closest inch dimension and add metric dimension to note on order.

Helical Attachment

Accessories

Mod Express

Engineering / Mounting Positions

Competitor Interchange

Renewal Parts

Part Number Index

FEATURES/BENEFITS PAGE 2	SPECIFICATION PAGE 8	NOMENCLATURE PAGE 9	RATINGS/DIMENSIONS PAGE 16
-----------------------------	-------------------------	------------------------	-------------------------------



ENGINEERING/TECHNICAL

Tigear-2

SHIPPING WEIGHTS - APPROXIMATE

Standard and E-Z Kleen

Input Style	Motor Frame	Reducer Case Size									
		13	15	17	20	23	26	30	35	40	47
Quill and Separate	56/140	17	20	26	31	45	51	81	100	160	–
	180/210	–	–	–	–	47	53	86	102	160	245
	250	–	–	–	–	–	–	–	–	160	245

Input Style	Motor Frame	Reducer Case Size									
		13	15	17	20	23	26	30	35	40	47
3-Piece Coupled	56/140	18	22	29	34	50	57	91	113	166	–
	180/210	–	–	–	–	53	60	108	120	166	251
	250	–	–	–	–	–	–	–	–	166	251

Ultra Kleen

Input Style	Motor Frame	Reducer Case Size									
		17	20	23	26	30	–	–	–	–	–
Quill	56/140	28	38	50	65	79	–	–	–	–	–
	180	–	–	50	65	79	–	–	–	–	–

Input Style	Motor Frame	Reducer Case Size									
		17	20	23	26	30	–	–	–	–	–
3-Piece Coupled	56/140	32	42	58	69	83	–	–	–	–	–
	180	–	–	58	69	83	–	–	–	–	–

Nameplate Layout

Area for SN bar code

SERIAL # BT132902694

PART # 17Q05L56 RATIO 5:1
 MAX TORQUE OUT (LIB-IN) 430 MAX HP IN 2.59
 Mechanical Rating @ 1750 RPM and 1.0S.F

Area for UPC bar code

MFG. BY BALDOR ELEC CO/FT SMITH, AR 72901 USA

To determine manufacture's date code refer to serial #

BT=Belton plant

13=Year (2013)

29=week

Last (5) numbers are for internal use

FEATURES/BENEFITS PAGE 2	SPECIFICATION PAGE 8	NOMENCLATURE PAGE 9	RATINGS/DIMENSIONS PAGE 16
-----------------------------	-------------------------	------------------------	-------------------------------

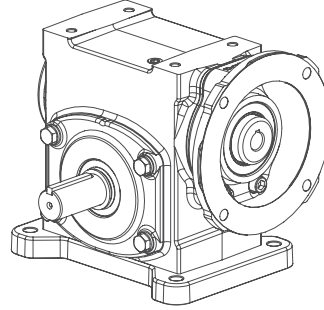


MOUNTING POSITIONS

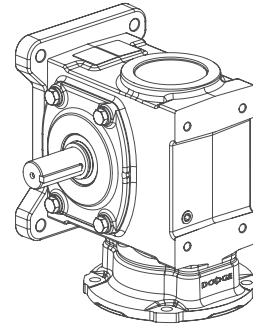
Tigear-2 Mounting Positions

Tigear-2 reducers are supplied with a high performance lubricant factory filled to a level suitable for all approved mounting positions. Positions shown as not recommended do NOT void the product warrant. They are however, positions that can cause problems in certain applications. Mounting position nomenclature is NOT required when ordering. Mounting positions apply to all input and output configurations.

Floor Mounted, Motor Adapter Or Input Shaft Above The Output Shaft

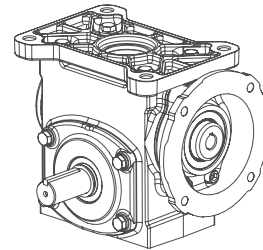


Wall Mounted, Motor Adapter Or Input Shaft Facing Down



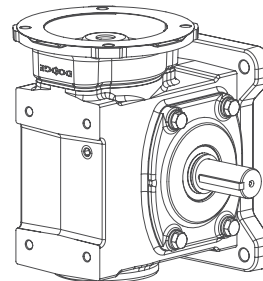
See Note 2

Ceiling Mounted, Motor, Motor Adapter Or Input Shaft Above The Output Shaft



Wall Mounted, Motor Adapter Or Input Shaft Facing Up

3-piece coupled input units require a special sealed input bearing. (Refer to page 128 for additional information.)



Helical Attachment

Accessories

Mod Express

Engineering /
Mounting Positions

Competitor
Interchange

Renewal Parts

Part Number Index

FEATURES/BENEFITS PAGE 2	SPECIFICATION PAGE 8	NOMENCLATURE PAGE 9	RATINGS/DIMENSIONS PAGE 16
-----------------------------	-------------------------	------------------------	-------------------------------

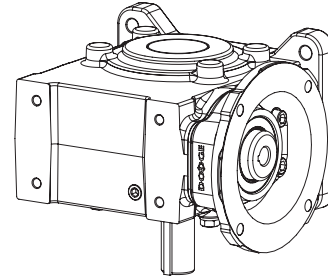


MOUNTING POSITIONS

Tigear-2 Mounting Positions

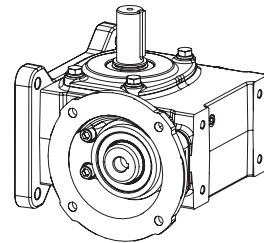
Wall Mounted,
Output Shaft Down

See Note 3



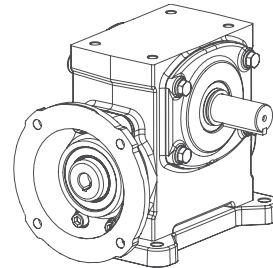
Wall Mounted,
Output Shaft Up

See Note 3



Floor or Ceiling Mounted,
Motor Adapter Or Input Shaft Below Output Shaft

See Note 1



Note 1 Not recommended due to flooded input seal.

Note 2 Not recommended due to the flooded input seal and the upper bearing which will not get sufficient lubrication.

Note 3 Recommended for 3-piece coupled input only. Not recommended for quill input due to flooded input seal.

FEATURES/BENEFITS PAGE 2	SPECIFICATION PAGE 8	NOMENCLATURE PAGE 9	RATINGS/DIMENSIONS PAGE 16
-----------------------------	-------------------------	------------------------	-------------------------------



TABLE OF CONTENTS

Interchange to Dodge Tigear-2

Boston Reducer Interchange to Tigear-2.....	133-143
Grove Reducer Interchange to Tigear-2.....	144-161
Morse Reducer Interchange to Tigear-2.....	162-181

Disclaimer: The following manufacturers share similar critical mounting dimensions. However, discrepancies between dimensions could lead to interference issues on equipment. Please verify all dimensions important to your application before placing order.



COMPETITOR INTERCHANGE

Boston Quill Input / Coupled Input 1.33" CENTER DISTANCE

Quill Input

Boston Nomenclature						Tigear Equivalent
F	713	B	5	B5	G	13Q05L56
F	713	B	5	B5	J	13Q05R56
F	713	B	5	B5	H	13Q05LR56
F	713	B	10	B5	G	13Q10L56
F	713	B	10	B5	J	13Q10R56
F	713	B	10	B5	H	13Q10LR56
F	713	B	15	B5	G	13Q15L56
F	713	B	15	B5	J	13Q15R56
F	713	B	15	B5	H	13Q15LR56
F	713	B	20	B5	G	13Q20L56
F	713	B	20	B5	J	13Q20R56
F	713	B	20	B5	H	13Q20LR56
F	713	B	25	B5	G	13Q25L56
F	713	B	25	B5	J	13Q25R56
F	713	B	25	B5	H	13Q25LR56
F	713	B	30	B5	G	13Q30L56
F	713	B	30	B5	J	13Q30R56
F	713	B	30	B5	H	13Q30LR56
F	713	B	40	B5	G	13Q40L56
F	713	B	40	B5	J	13Q40R56
F	713	B	40	B5	H	13Q40LR56
F	713	B	50	B5	G	13Q50L56
F	713	B	50	B5	J	13Q50R56
F	713	B	50	B5	H	13Q50LR56
F	713	B	60	B5	G	13Q60L56
F	713	B	60	B5	J	13Q60R56
F	713	B	60	B5	H	13Q60LR56

Note: If Boston nomenclature includes "B" add 13BASE.

Coupled Input

Boston Nomenclature						Tigear Equivalent
RF	713	B	5	B5	G	13A05L56
RF	713	B	5	B5	J	13A05R56
RF	713	B	5	B5	H	13A05LR56
RF	713	B	10	B5	G	13A10L56
RF	713	B	10	B5	J	13A10R56
RF	713	B	10	B5	H	13A10LR56
RF	713	B	15	B5	G	13A15L56
RF	713	B	15	B5	J	13A15R56
RF	713	B	15	B5	H	13A15LR56
RF	713	B	20	B5	G	13A20L56
RF	713	B	20	B5	J	13A20R56
RF	713	B	20	B5	H	13A20LR56
RF	713	B	25	B5	G	13A25L56
RF	713	B	25	B5	J	13A25R56
RF	713	B	25	B5	H	13A25LR56
RF	713	B	30	B5	G	13A30L56
RF	713	B	30	B5	J	13A30R56
RF	713	B	30	B5	H	13A30LR56
RF	713	B	40	B5	G	13A40L56
RF	713	B	40	B5	J	13A40R56
RF	713	B	40	B5	H	13A40LR56
RF	713	B	50	B5	G	13A50L56
RF	713	B	50	B5	J	13A50R56
RF	713	B	50	B5	H	13A50LR56
RF	713	B	60	B5	G	13A60L56
RF	713	B	60	B5	J	13A60R56
RF	713	B	60	B5	H	13A60LR56

Helical Attachment

Accessories

Mod Express

Engineering /
Mounting Positions

Competitor
Interchange

Renewal Parts

Part Number Index



COMPETITOR INTERCHANGE

Boston Quill Input / Coupled Input 1.54" CENTER DISTANCE

Quill Input

Boston Nomenclature						Tigear Equivalent
F	715	B	5	B5	G	15Q05L56
F	715	B	5	B5	J	15Q05R56
F	715	B	5	B5	H	15Q05LR56
F	715	B	7.5	B5	G	15Q07L56
F	715	B	7.5	B5	J	15Q07R56
F	715	B	7.5	B5	H	15Q07LR56
F	715	B	10	B5	G	15Q10L56
F	715	B	10	B5	J	15Q10R56
F	715	B	10	B5	H	15Q10LR56
F	715	B	15	B5	G	15Q15L56
F	715	B	15	B5	J	15Q15R56
F	715	B	15	B5	H	15Q15LR56
F	715	B	20	B5	G	15Q20L56
F	715	B	20	B5	J	15Q20R56
F	715	B	20	B5	H	15Q20LR56
F	715	B	25	B5	G	15Q25L56
F	715	B	25	B5	J	15Q25R56
F	715	B	25	B5	H	15Q25LR56
F	715	B	30	B5	G	15Q30L56
F	715	B	30	B5	J	15Q30R56
F	715	B	30	B5	H	15Q30LR56
F	715	B	40	B5	G	15Q40L56
F	715	B	40	B5	J	15Q40R56
F	715	B	40	B5	H	15Q40LR56
F	715	B	50	B5	G	15Q50L56
F	715	B	50	B5	J	15Q50R56
F	715	B	50	B5	H	15Q50LR56
F	715	B	60	B5	G	15Q60L56
F	715	B	60	B5	J	15Q60R56
F	715	B	60	B5	H	15Q60LR56

Coupled Input

Boston Nomenclature						Tigear Equivalent
RF	715	B	5	B5	G	15A05L56
RF	715	B	5	B5	J	15A05R56
RF	715	B	5	B5	H	15A05LR56
RF	715	B	7.5	B5	G	15A07L56
RF	715	B	7.5	B5	J	15A07R56
RF	715	B	7.5	B5	H	15A07LR56
RF	715	B	10	B5	G	15A10L56
RF	715	B	10	B5	J	15A10R56
RF	715	B	10	B5	H	15A10LR56
RF	715	B	15	B5	G	15A15L56
RF	715	B	15	B5	J	15A15R56
RF	715	B	15	B5	H	15A15LR56
RF	715	B	20	B5	G	15A20L56
RF	715	B	20	B5	J	15A20R56
RF	715	B	20	B5	H	15A20LR56
RF	715	B	25	B5	G	15A25L56
RF	715	B	25	B5	J	15A25R56
RF	715	B	25	B5	H	15A25LR56
RF	715	B	30	B5	G	15A30L56
RF	715	B	30	B5	J	15A30R56
RF	715	B	30	B5	H	15A30LR56
RF	715	B	40	B5	G	15A40L56
RF	715	B	40	B5	J	15A40R56
RF	715	B	40	B5	H	15A40LR56
RF	715	B	50	B5	G	15A50L56
RF	715	B	50	B5	J	15A50R56
RF	715	B	50	B5	H	15A50LR56
RF	715	B	60	B5	G	15A60L56
RF	715	B	60	B5	J	15A60R56
RF	715	B	60	B5	H	15A60LR56

Note: If Boston nomenclature includes "B" add 15BASE.

Helical Attachment

Accessories

Mod Express

Engineering /
Mounting Positions

Competitor
Interchange

Renewal Parts

Part Number Index



COMPETITOR INTERCHANGE

Boston Quill Input / Coupled Input 1.75" CENTER DISTANCE

Quill Input

Boston Nomenclature						Tigear Equivalent
F	718	B	5	B5	G	17Q05L56
F	718	B	5	B5	J	17Q05R56
F	718	B	5	B5	H	17Q05LR56
F	718	B	10	B5	G	17Q10L56
F	718	B	10	B5	J	17Q10R56
F	718	B	10	B5	H	17Q10LR56
F	718	B	15	B5	G	17Q15L56
F	718	B	15	B5	J	17Q15R56
F	718	B	15	B5	H	17Q15LR56
F	718	B	20	B5	G	17Q20L56
F	718	B	20	B5	J	17Q20R56
F	718	B	20	B5	H	17Q20LR56
F	718	B	25	B5	G	17Q25L56
F	718	B	25	B5	J	17Q25R56
F	718	B	25	B5	H	17Q25LR56
F	718	B	30	B5	G	17Q30L56
F	718	B	30	B5	J	17Q30R56
F	718	B	30	B5	H	17Q30LR56
F	718	B	40	B5	G	17Q40L56
F	718	B	40	B5	J	17Q40R56
F	718	B	40	B5	H	17Q40LR56
F	718	B	50	B5	G	17Q50L56
F	718	B	50	B5	J	17Q50R56
F	718	B	50	B5	H	17Q50LR56
F	718	B	60	B5	G	17Q60L56
F	718	B	60	B5	J	17Q60R56
F	718	B	60	B5	H	17Q60LR56
F	718	B	5	B7	G	17Q05L14
F	718	B	5	B7	J	17Q05R14
F	718	B	5	B7	H	17Q05LR14
F	718	B	10	B7	G	17Q10L14
F	718	B	10	B7	J	17Q10R14
F	718	B	10	B7	H	17Q10LR14
F	718	B	15	B7	G	17Q15L14
F	718	B	15	B7	J	17Q15R14
F	718	B	15	B7	H	17Q15LR14

Note: If Boston nomenclature includes "B" add 17BASE.

Coupled Input

Boston Nomenclature						Tigear Equivalent
RF	718	B	5	B5	G	17A05L56
RF	718	B	5	B5	J	17A05R56
RF	718	B	5	B5	H	17A05LR56
RF	718	B	10	B5	G	17A10L56
RF	718	B	10	B5	J	17A10R56
RF	718	B	10	B5	H	17A10LR56
RF	718	B	15	B5	G	17A15L56
RF	718	B	15	B5	J	17A15R56
RF	718	B	15	B5	H	17A15LR56
RF	718	B	20	B5	G	17A20L56
RF	718	B	20	B5	J	17A20R56
RF	718	B	20	B5	H	17A20LR56
RF	718	B	25	B5	G	17A25L56
RF	718	B	25	B5	J	17A25R56
RF	718	B	25	B5	H	17A25LR56
RF	718	B	30	B5	G	17A30L56
RF	718	B	30	B5	J	17A30R56
RF	718	B	30	B5	H	17A30LR56
RF	718	B	40	B5	G	17A40L56
RF	718	B	40	B5	J	17A40R56
RF	718	B	40	B5	H	17A40LR56
RF	718	B	50	B5	G	17A50L56
RF	718	B	50	B5	J	17A50R56
RF	718	B	50	B5	H	17A50LR56
RF	718	B	60	B5	G	17A60L56
RF	718	B	60	B5	J	17A60R56
RF	718	B	60	B5	H	17A60LR56
RF	718	B	5	B7	G	17A05L14
RF	718	B	5	B7	J	17A05R14
RF	718	B	5	B7	H	17A05LR14
RF	718	B	10	B7	G	17A10L14
RF	718	B	10	B7	J	17A10R14
RF	718	B	10	B7	H	17A10LR14
RF	718	B	15	B7	G	17A15L14
RF	718	B	15	B7	J	17A15R14
RF	718	B	15	B7	H	17A15LR14

Helical Attachment

Accessories

Mod Express

Engineering /
Mounting Positions

Competitor
Interchange

Renewal Parts

Part Number Index



COMPETITOR INTERCHANGE

Boston Quill Input 2.06" CENTER DISTANCE

Quill Input

Boston Nomenclature						Tigear Equivalent
F	721	B	5	B5	G	20Q05L56
F	721	B	5	B5	J	20Q05R56
F	721	B	5	B5	H	20Q05LR56
F	721	B	7.5	B5	H	20Q07L56
F	721	B	7.5	B5	H	20Q07R56
F	721	B	7.5	B5	H	20Q07LR56
F	721	B	10	B5	G	20Q10L56
F	721	B	10	B5	J	20Q10R56
F	721	B	10	B5	H	20Q10LR56
F	721	B	12.67	B5	H	20Q12L56
F	721	B	12.67	B5	H	20Q12R56
F	721	B	12.67	B5	H	20Q12LR56
F	721	B	15	B5	G	20Q15L56
F	721	B	15	B5	J	20Q15R56
F	721	B	15	B5	H	20Q15LR56
F	721	B	18	B5	H	20Q18L56
F	721	B	18	B5	H	20Q18R56
F	721	B	18	B5	H	20Q18LR56
F	721	B	20	B5	G	20Q20L56
F	721	B	20	B5	J	20Q20R56
F	721	B	20	B5	H	20Q20LR56
F	721	B	25	B5	G	20Q25L56
F	721	B	25	B5	J	20Q25R56
F	721	B	25	B5	H	20Q25LR56
F	721	B	30	B5	G	20Q30L56
F	721	B	30	B5	J	20Q30R56
F	721	B	30	B5	H	20Q30LR56
F	721	B	40	B5	G	20Q40L56
F	721	B	40	B5	J	20Q40R56
F	721	B	40	B5	H	20Q40LR56

Boston Nomenclature						Tigear Equivalent
F	721	B	50	B5	G	20Q50L56
F	721	B	50	B5	J	20Q50R56
F	721	B	50	B5	H	20Q50LR56
F	721	B	60	B5	G	20Q60L56
F	721	B	60	B5	J	20Q60R56
F	721	B	60	B5	H	20Q60LR56
F	721	B	5	B7	G	20Q05L14
F	721	B	5	B7	J	20Q05R14
F	721	B	5	B7	H	20Q05LR14
F	721	B	7.5	B7	H	20Q07L14
F	721	B	7.5	B7	H	20Q07R14
F	721	B	7.5	B7	H	20Q07LR14
F	721	B	10	B7	G	20Q10L14
F	721	B	10	B7	J	20Q10R14
F	721	B	10	B7	H	20Q10LR14
F	721	B	12.67	B7	H	20Q12L14
F	721	B	12.67	B7	H	20Q12R14
F	721	B	12.67	B7	H	20Q12LR14
F	721	B	15	B7	G	20Q15L14
F	721	B	15	B7	J	20Q15R14
F	721	B	15	B7	H	20Q15LR14
F	721	B	18	B7	H	20Q18L14
F	721	B	18	B7	H	20Q18R14
F	721	B	18	B7	H	20Q18LR14
F	721	B	20	B7	G	20Q20L14
F	721	B	20	B7	J	20Q20R14
F	721	B	20	B7	H	20Q20LR14
F	721	B	25	B7	G	20Q25L14
F	721	B	25	B7	J	20Q25R14
F	721	B	25	B7	H	20Q25LR14

Note: If Boston nomenclature includes "B" add 20BASE.

Helical Attachment

Accessories

Mod Express

Engineering /
Mounting Positions

Competitor
Interchange

Renewal Parts

Part Number Index

FEATURES/BENEFITS PAGE 2	SPECIFICATION PAGE 8	NOMENCLATURE PAGE 9	RATINGS/DIMENSIONS PAGE 16
-----------------------------	-------------------------	------------------------	-------------------------------



COMPETITOR INTERCHANGE

Boston Coupled Input 2.06" CENTER DISTANCE

Coupled Input

Boston Nomenclature						Tigear Equivalent
RF	721	B	5	B5	G	20A05L56
RF	721	B	5	B5	J	20A05R56
RF	721	B	5	B5	H	20A05LR56
RF	721	B	7.5	B5	H	20A07L56
RF	721	B	7.5	B5	H	20A07R56
RF	721	B	7.5	B5	H	20A07LR56
RF	721	B	10	B5	G	20A10L56
RF	721	B	10	B5	J	20A10R56
RF	721	B	10	B5	H	20A10LR56
RF	721	B	12.67	B5	H	20A12L56
RF	721	B	12.67	B5	H	20A12R56
RF	721	B	12.67	B5	H	20A12LR56
RF	721	B	15	B5	G	20A15L56
RF	721	B	15	B5	J	20A15R56
RF	721	B	15	B5	H	20A15LR56
RF	721	B	18	B5	H	20A18L56
RF	721	B	18	B5	H	20A18R56
RF	721	B	18	B5	H	20A18LR56
RF	721	B	20	B5	G	20A20L56
RF	721	B	20	B5	J	20A20R56
RF	721	B	20	B5	H	20A20LR56
RF	721	B	25	B5	G	20A25L56
RF	721	B	25	B5	J	20A25R56
RF	721	B	25	B5	H	20A25LR56
RF	721	B	30	B5	G	20A30L56
RF	721	B	30	B5	J	20A30R56
RF	721	B	30	B5	H	20A30LR56
RF	721	B	40	B5	G	20A40L56
RF	721	B	40	B5	J	20A40R56
RF	721	B	40	B5	H	20A40LR56

Note: If Boston nomenclature includes "B" add 20BASE.

Boston Nomenclature						Tigear Equivalent
RF	721	B	50	B5	G	20A50L56
RF	721	B	50	B5	J	20A50R56
RF	721	B	50	B5	H	20A50LR56
RF	721	B	60	B5	G	20A60L56
RF	721	B	60	B5	J	20A60R56
RF	721	B	60	B5	H	20A60LR56
RF	721	B	5	B7	G	20A05L14
RF	721	B	5	B7	J	20A05R14
RF	721	B	5	B7	H	20A05LR14
RF	721	B	7.5	B7	H	20A07L14
RF	721	B	7.5	B7	H	20A07R14
RF	721	B	7.5	B7	H	20A07LR14
RF	721	B	10	B7	G	20A10L14
RF	721	B	10	B7	J	20A10R14
RF	721	B	10	B7	H	20A10LR14
RF	721	B	12.67	B7	H	20A12L14
RF	721	B	12.67	B7	H	20A12R14
RF	721	B	12.67	B7	H	20A12LR14
RF	721	B	15	B7	G	20A15L14
RF	721	B	15	B7	J	20A15R14
RF	721	B	15	B7	H	20A15LR14
RF	721	B	18	B7	H	20A18L14
RF	721	B	18	B7	H	20A18LR14
RF	721	B	18	B7	H	20A18LR14
RF	721	B	20	B7	G	20A20L14
RF	721	B	20	B7	J	20A20R14
RF	721	B	20	B7	H	20A20LR14
RF	721	B	20	B7	H	20A20LR14
RF	721	B	25	B7	G	20A25L14
RF	721	B	25	B7	J	20A25R14
RF	721	B	25	B7	H	20A25LR14

Helical Attachment

Accessories

Mod Express

Engineering /
Mounting Positions

Competitor
Interchange

Renewal Parts

Part Number Index



COMPETITOR INTERCHANGE

Boston Quill Input / Coupled Input 2.38" CENTER DISTANCE

Quill Input

Boston Nomenclature						Tigear Equivalent
F	724	B	5	B5	G	23Q05L56
F	724	B	5	B5	J	23Q05R56
F	724	B	5	B5	H	23Q05LR56
F	724	B	10	B5	G	23Q10L56
F	724	B	10	B5	J	23Q10R56
F	724	B	10	B5	H	23Q10LR56
F	724	B	15	B5	G	23Q15L56
F	724	B	15	B5	J	23Q15R56
F	724	B	15	B5	H	23Q15LR56
F	724	B	20	B5	G	23Q20L56
F	724	B	20	B5	J	23Q20R56
F	724	B	20	B5	H	23Q20LR56
F	724	B	25	B5	G	23Q25L56
F	724	B	25	B5	J	23Q25R56
F	724	B	25	B5	H	23Q25LR56
F	724	B	30	B5	G	23Q30L56
F	724	B	30	B5	J	23Q30R56
F	724	B	30	B5	H	23Q30LR56
F	724	B	40	B5	G	23Q40L56
F	724	B	40	B5	J	23Q40R56
F	724	B	40	B5	H	23Q40LR56
F	724	B	50	B5	G	23Q50L56
F	724	B	50	B5	J	23Q50R56
F	724	B	50	B5	H	23Q50LR56
F	724	B	60	B5	G	23Q60L56
F	724	B	60	B5	J	23Q60R56
F	724	B	60	B5	H	23Q60LR56
F	724	B	5	B7	G	23Q05L14
F	724	B	5	B7	J	23Q05R14
F	724	B	5	B7	H	23Q05LR14
F	724	B	10	B7	G	23Q10L14
F	724	B	10	B7	J	23Q10R14
F	724	B	10	B7	H	23Q10LR14
F	724	B	15	B7	G	23Q15L14
F	724	B	15	B7	J	23Q15R14
F	724	B	15	B7	H	23Q15LR14
F	724	B	20	B7	G	23Q20L14
F	724	B	20	B7	J	23Q20R14
F	724	B	20	B7	H	23Q20LR14
F	724	B	25	B7	G	23Q25L14
F	724	B	25	B7	J	23Q25R14
F	724	B	25	B7	H	23Q25LR14

Note: If Boston nomenclature includes "B" add 23BASE.

Coupled Input

Boston Nomenclature						Tigear Equivalent
RF	724	B	5	B5	G	23A05L56
RF	724	B	5	B5	J	23A05R56
RF	724	B	5	B5	H	23A05LR56
RF	724	B	10	B5	G	23A10L56
RF	724	B	10	B5	J	23A10R56
RF	724	B	10	B5	H	23A10LR56
RF	724	B	15	B5	G	23A15L56
RF	724	B	15	B5	J	23A15R56
RF	724	B	15	B5	H	23A15LR56
RF	724	B	20	B5	G	23A20L56
RF	724	B	20	B5	J	23A20R56
RF	724	B	20	B5	H	23A20LR56
RF	724	B	25	B5	G	23A25L56
RF	724	B	25	B5	J	23A25R56
RF	724	B	25	B5	H	23A25LR56
RF	724	B	30	B5	G	23A30L56
RF	724	B	30	B5	J	23A30R56
RF	724	B	30	B5	H	23A30LR56
RF	724	B	40	B5	G	23A40L56
RF	724	B	40	B5	J	23A40R56
RF	724	B	40	B5	H	23A40LR56
RF	724	B	50	B5	G	23A50L56
RF	724	B	50	B5	J	23A50R56
RF	724	B	50	B5	H	23A50LR56
RF	724	B	60	B5	G	23A60L56
RF	724	B	60	B5	J	23A60R56
RF	724	B	60	B5	H	23A60LR56
RF	724	B	5	B7	G	23A05L14
RF	724	B	5	B7	J	23A05R14
RF	724	B	5	B7	H	23A05LR14
RF	724	B	10	B7	G	23A10L14
RF	724	B	10	B7	J	23A10R14
RF	724	B	10	B7	H	23A10LR14
RF	724	B	15	B7	G	23A15L14
RF	724	B	15	B7	J	23A15R14
RF	724	B	15	B7	H	23A15LR14
RF	724	B	20	B7	G	23A20L14
RF	724	B	20	B7	J	23A20R14
RF	724	B	20	B7	H	23A20LR14
RF	724	B	25	B7	G	23A25L14
RF	724	B	25	B7	J	23A25R14
RF	724	B	25	B7	H	23A25LR14

Helical Attachment

Accessories

Mod Express

Engineering /
Mounting Positions

Competitor
Interchange

Renewal Parts

Part Number Index



COMPETITOR INTERCHANGE

Boston Quill Input 2.62" CENTER DISTANCE

Quill Input

Boston Nomenclature						Tigear Equivalent
F	726	B	10	B5	G	26Q10L56
F	726	B	10	B5	J	26Q10R56
F	726	B	10	B5	H	26Q10LR56
F	726	B	15	B5	G	26Q15L56
F	726	B	15	B5	J	26Q15R56
F	726	B	15	B5	H	26Q15LR56
F	726	B	20	B5	G	26Q20L56
F	726	B	20	B5	J	26Q20R56
F	726	B	20	B5	H	26Q20LR56
F	726	B	25	B5	G	26Q25L56
F	726	B	25	B5	J	26Q25R56
F	726	B	25	B5	H	26Q25LR56
F	726	B	30	B5	G	26Q30L56
F	726	B	30	B5	J	26Q30R56
F	726	B	30	B5	H	26Q30LR56
F	726	B	40	B5	G	26Q40L56
F	726	B	40	B5	J	26Q40R56
F	726	B	40	B5	H	26Q40LR56
F	726	B	50	B5	G	26Q50L56
F	726	B	50	B5	J	26Q50R56
F	726	B	50	B5	H	26Q50LR56
F	726	B	60	B5	G	26Q60L56
F	726	B	60	B5	J	26Q60R56
F	726	B	60	B5	H	26Q60LR56
F	726	B	5	B7	G	26Q05L14
F	726	B	5	B7	J	26Q05R14
F	726	B	5	B7	H	26Q05LR14
F	726	B	7.5	B7	H	26Q07L14
F	726	B	7.5	B7	H	26Q07R14

Note: If Boston nomenclature includes "B" add 26BASE.

Boston Nomenclature						Tigear Equivalent
F	726	B	7.5	B7	H	26Q07LR14
F	726	B	10	B7	G	26Q10L14
F	726	B	10	B7	J	26Q10R14
F	726	B	10	B7	H	26Q10LR14
F	726	B	15	B7	G	26Q15L14
F	726	B	15	B7	J	26Q15R14
F	726	B	15	B7	H	26Q15LR14
F	726	B	20	B7	G	26Q20L14
F	726	B	20	B7	J	26Q20R14
F	726	B	20	B7	H	26Q20LR14
F	726	B	25	B7	G	26Q25L14
F	726	B	25	B7	J	26Q25R14
F	726	B	25	B7	H	26Q25LR14
F	726	B	30	B7	G	26Q30L14
F	726	B	30	B7	J	26Q30R14
F	726	B	30	B7	H	26Q30LR14
F	726	B	40	B7	G	26Q40L14
F	726	B	40	B7	J	26Q40R14
F	726	B	40	B7	H	26Q40LR14
F	726	B	5	B9	G	26Q05L18
F	726	B	5	B9	J	26Q05R18
F	726	B	5	B9	H	26Q05LR18
F	726	B	7.5	B9	H	26Q07L18
F	726	B	7.5	B9	H	26Q07R18
F	726	B	10	B9	G	26Q10L18
F	726	B	10	B9	J	26Q10R18
F	726	B	10	B9	H	26Q10LR18

Helical Attachment

Accessories

Mod Express

Engineering /
Mounting Positions

Competitor
Interchange

Renewal Parts

Part Number Index



COMPETITOR INTERCHANGE

Boston Coupled Input 2.62" CENTER DISTANCE

Coupled Input

Boston Nomenclature						Tigear Equivalent
RF	726	B	10	B5	G	26A10L56
RF	726	B	10	B5	J	26A10R56
RF	726	B	10	B5	H	26A10LR56
RF	726	B	15	B5	G	26A15L56
RF	726	B	15	B5	J	26A15R56
RF	726	B	15	B5	H	26A15LR56
RF	726	B	20	B5	G	26A20L56
RF	726	B	20	B5	J	26A20R56
RF	726	B	20	B5	H	26A20LR56
RF	726	B	25	B5	G	26A25L56
RF	726	B	25	B5	J	26A25R56
RF	726	B	25	B5	H	26A25LR56
RF	726	B	30	B5	G	26A30L56
RF	726	B	30	B5	J	26A30R56
RF	726	B	30	B5	H	26A30LR56
RF	726	B	40	B5	G	26A40L56
RF	726	B	40	B5	J	26A40R56
RF	726	B	40	B5	H	26A40LR56
RF	726	B	50	B5	G	26A50L56
RF	726	B	50	B5	J	26A50R56
RF	726	B	50	B5	H	26A50LR56
RF	726	B	60	B5	G	26A60L56
RF	726	B	60	B5	J	26A60R56
RF	726	B	60	B5	H	26A60LR56
RF	726	B	5	B7	G	26A05L14
RF	726	B	5	B7	J	26A05R14
RF	726	B	5	B7	H	26A05LR14
RF	726	B	7.5	B7	H	26A07L14
RF	726	B	7.5	B7	H	26A07R14

Boston Nomenclature						Tigear Equivalent
RF	726	B	7.5	B7	H	26A07LR14
RF	726	B	10	B7	G	26A10L14
RF	726	B	10	B7	J	26A10R14
RF	726	B	10	B7	H	26A10LR14
RF	726	B	15	B7	G	26A15L14
RF	726	B	15	B7	J	26A15R14
RF	726	B	15	B7	H	26A15LR14
RF	726	B	20	B7	G	26A20L14
RF	726	B	20	B7	J	26A20R14
RF	726	B	20	B7	H	26A20LR14
RF	726	B	25	B7	G	26A25L14
RF	726	B	25	B7	J	26A25R14
RF	726	B	25	B7	H	26A25LR14
RF	726	B	30	B7	G	26A30L14
RF	726	B	30	B7	J	26A30R14
RF	726	B	30	B7	H	26A30LR14
RF	726	B	40	B7	G	26A40L14
RF	726	B	40	B7	J	26A40R14
RF	726	B	40	B7	H	26A40LR14
RF	726	B	5	B9	G	26A05L18
RF	726	B	5	B9	J	26A05R18
RF	726	B	5	B9	H	26A05LR18
RF	726	B	7.5	B9	H	26A07L18
RF	726	B	7.5	B9	H	26A07R18
RF	726	B	7.5	B9	H	26A07LR18
RF	726	B	10	B9	G	26A10L18
RF	726	B	10	B9	J	26A10R18
RF	726	B	10	B9	H	26A10LR18

Note: If Boston nomenclature includes "B" add 26BASE.

Helical Attachment

Accessories

Mod Express

Engineering /
Mounting Positions

Competitor
Interchange

Renewal Parts

Part Number Index



COMPETITOR INTERCHANGE

Boston Quill Input 3.25" CENTER DISTANCE

Quill Input

Boston Nomenclature						Tigear Equivalent
F	732	B	10	B5	G	30Q10L56
F	732	B	10	B5	J	30Q10R56
F	732	B	10	B5	H	30Q10LR56
F	732	B	15	B5	G	30Q15L56
F	732	B	15	B5	J	30Q15R56
F	732	B	15	B5	H	30Q15LR56
F	732	B	20	B5	G	30Q20L56
F	732	B	20	B5	J	30Q20R56
F	732	B	20	B5	H	30Q20LR56
F	732	B	25	B5	G	30Q25L56
F	732	B	25	B5	J	30Q25R56
F	732	B	25	B5	H	30Q25LR56
F	732	B	30	B5	G	30Q30L56
F	732	B	30	B5	J	30Q30R56
F	732	B	30	B5	H	30Q30LR56
F	732	B	40	B5	G	30Q40L56
F	732	B	40	B5	J	30Q40R56
F	732	B	40	B5	H	30Q40LR56
F	732	B	50	B5	G	30Q50L56
F	732	B	50	B5	J	30Q50R56
F	732	B	50	B5	H	30Q50LR56
F	732	B	60	B5	G	30Q60L56
F	732	B	60	B5	J	30Q60R56
F	732	B	60	B5	H	30Q60LR56
F	732	B	5	B7	G	30Q05L14
F	732	B	5	B7	J	30Q05R14
F	732	B	5	B7	H	30Q05LR14
F	732	B	10	B7	G	30Q10L14
F	732	B	10	B7	J	30Q10R14
F	732	B	10	B7	H	30Q10LR14
F	732	B	15	B7	G	30Q15L14
F	732	B	15	B7	J	30Q15R14
F	732	B	15	B7	H	30Q15LR14

Note: If Boston nomenclature includes "B" add 30BASE.

Boston Nomenclature						Tigear Equivalent
F	732	B	20	B7	G	30Q20L14
F	732	B	20	B7	J	30Q20R14
F	732	B	20	B7	H	30Q20LR14
F	732	B	25	B7	G	30Q25L14
F	732	B	25	B7	J	30Q25R14
F	732	B	25	B7	H	30Q25LR14
F	732	B	30	B7	G	30Q30L14
F	732	B	30	B7	J	30Q30R14
F	732	B	30	B7	H	30Q30LR14
F	732	B	40	B7	G	30Q40L14
F	732	B	40	B7	J	30Q40R14
F	732	B	40	B7	H	30Q40LR14
F	732	B	50	B7	G	30Q50L14
F	732	B	50	B7	J	30Q50R14
F	732	B	50	B7	H	30Q50LR14
F	732	B	60	B7	G	30Q60L14
F	732	B	60	B7	J	30Q60R14
F	732	B	60	B7	H	30Q60LR14
F	732	B	5	B9	G	30Q05L18
F	732	B	5	B9	J	30Q05R18
F	732	B	5	B9	H	30Q05LR18
F	732	B	10	B9	G	30Q10L18
F	732	B	10	B9	J	30Q10R18
F	732	B	10	B9	H	30Q10LR18
F	732	B	15	B9	G	30Q15L18
F	732	B	15	B9	J	30Q15R18
F	732	B	15	B9	H	30Q15LR18
F	732	B	20	B9	G	30Q20L18
F	732	B	20	B9	J	30Q20R18
F	732	B	20	B9	H	30Q20LR18
F	732	B	25	B9	G	30Q25L18
F	732	B	25	B9	J	30Q25R18
F	732	B	25	B9	H	30Q25LR18

Helical Attachment

Accessories

Mod Express

Engineering /
Mounting Positions

Competitor
Interchange

Renewal Parts

Part Number Index



COMPETITOR INTERCHANGE

Boston Coupled Input 3.25" CENTER DISTANCE

Coupled Input

Boston Nomenclature						Tigear Equivalent
RF	732	B	10	B5	G	30A10L56
RF	732	B	10	B5	J	30A10R56
RF	732	B	10	B5	H	30A10LR56
RF	732	B	15	B5	G	30A15L56
RF	732	B	15	B5	J	30A15R56
RF	732	B	15	B5	H	30A15LR56
RF	732	B	20	B5	G	30A20L56
RF	732	B	20	B5	J	30A20R56
RF	732	B	20	B5	H	30A20LR56
RF	732	B	25	B5	G	30A25L56
RF	732	B	25	B5	J	30A25R56
RF	732	B	25	B5	H	30A25LR56
RF	732	B	30	B5	G	30A30L56
RF	732	B	30	B5	J	30A30R56
RF	732	B	30	B5	H	30A30LR56
RF	732	B	40	B5	G	30A40L56
RF	732	B	40	B5	J	30A40R56
RF	732	B	40	B5	H	30A40LR56
RF	732	B	50	B5	G	30A50L56
RF	732	B	50	B5	J	30A50R56
RF	732	B	50	B5	H	30A50LR56
RF	732	B	60	B5	G	30A60L56
RF	732	B	60	B5	J	30A60R56
RF	732	B	60	B5	H	30A60LR56
RF	732	B	5	B7	G	30A05L14
RF	732	B	5	B7	J	30A05R14
RF	732	B	5	B7	H	30A05LR14
RF	732	B	10	B7	G	30A10L14
RF	732	B	10	B7	J	30A10R14
RF	732	B	10	B7	H	30A10LR14
RF	732	B	15	B7	G	30A15L14
RF	732	B	15	B7	J	30A15R14
RF	732	B	15	B7	H	30A15LR14

Boston Nomenclature						Tigear Equivalent
RF	732	B	20	B7	G	30A20L14
RF	732	B	20	B7	J	30A20R14
RF	732	B	20	B7	H	30A20LR14
RF	732	B	25	B7	G	30A25L14
RF	732	B	25	B7	J	30A25R14
RF	732	B	25	B7	H	30A25LR14
RF	732	B	30	B7	G	30A30L14
RF	732	B	30	B7	J	30A30R14
RF	732	B	30	B7	H	30A30LR14
RF	732	B	40	B7	G	30A40L14
RF	732	B	40	B7	J	30A40R14
RF	732	B	40	B7	H	30A40LR14
RF	732	B	50	B7	G	30A50L14
RF	732	B	50	B7	J	30A50R14
RF	732	B	50	B7	H	30A50LR14
RF	732	B	60	B7	G	30A60L14
RF	732	B	60	B7	J	30A60R14
RF	732	B	60	B7	H	30A60LR14
RF	732	B	5	B9	G	30A05L18
RF	732	B	5	B9	J	30A05R18
RF	732	B	5	B9	H	30A05LR18
RF	732	B	10	B9	G	30A10L18
RF	732	B	10	B9	J	30A10R18
RF	732	B	10	B9	H	30A10LR18
RF	732	B	15	B9	G	30A15L18
RF	732	B	15	B9	J	30A15R18
RF	732	B	15	B9	H	30A15LR18
RF	732	B	20	B9	G	30A20L18
RF	732	B	20	B9	J	30A20R18
RF	732	B	20	B9	H	30A20LR18
RF	732	B	25	B9	G	30A25L18
RF	732	B	25	B9	J	30A25R18
RF	732	B	25	B9	H	30A25LR18

Note: If Boston nomenclature includes "B" add 30BASE.

Helical Attachment

Accessories

Mod Express

Engineering /
Mounting Positions

Competitor
Interchange

Renewal Parts

Part Number Index



COMPETITOR INTERCHANGE

Boston Quill Input / Coupled Input 3.75" CENTER DISTANCE

Quill Input

Boston Nomenclature						Tigear Equivalent
F	738	B	40	B7	G	40Q40L14
F	738	B	40	B7	J	40Q40R14
F	738	B	40	B7	H	40Q40LR14
F	738	B	50	B7	G	40Q50L14
F	738	B	50	B7	J	40Q50R14
F	738	B	50	B7	H	40Q50LR14
F	738	B	60	B7	G	40Q60L14
F	738	B	60	B7	J	40Q60R14
F	738	B	60	B7	H	40Q60LR14
F	738	B	15	B9	G	40Q15L18
F	738	B	15	B9	J	40Q15R18
F	738	B	15	B9	H	40Q15LR18
F	738	B	20	B9	G	40Q20L18
F	738	B	20	B9	J	40Q20R18
F	738	B	20	B9	H	40Q20LR18
F	738	B	25	B9	G	40Q25L18
F	738	B	25	B9	J	40Q25R18
F	738	B	25	B9	H	40Q25LR18
F	738	B	30	B9	G	40Q30L18
F	738	B	30	B9	J	40Q30R18
F	738	B	30	B9	H	40Q30LR18
F	738	B	40	B9	G	40Q40L18
F	738	B	40	B9	J	40Q40R18
F	738	B	40	B9	H	40Q40LR18
F	738	B	50	B9	G	40Q50L18
F	738	B	50	B9	J	40Q50R18
F	738	B	50	B9	H	40Q50LR18
F	738	B	60	B9	G	40Q60L18
F	738	B	60	B9	J	40Q60R18
F	738	B	60	B9	H	40Q60LR18
F	738	B	5	B11	G	40Q05L21
F	738	B	5	B11	J	40Q05R21
F	738	B	5	B11	H	40Q05LR21
F	738	B	10	B11	G	40Q10L21
F	738	B	10	B11	J	40Q10R21
F	738	B	10	B11	H	40Q10LR21
F	738	B	15	B11	G	40Q15L21
F	738	B	15	B11	J	40Q15R21
F	738	B	15	B11	H	40Q15LR21
F	738	B	20	B11	G	40Q20L21
F	738	B	20	B11	J	40Q20R21
F	738	B	20	B11	H	40Q20LR21

Note: If Boston nomenclature includes "B" add 40BASE.

Coupled Input

Boston Nomenclature						Tigear Equivalent
RF	738	B	40	B7	G	40A40L14
RF	738	B	40	B7	J	40A40R14
RF	738	B	40	B7	H	40A40LR14
RF	738	B	50	B7	G	40A50L14
RF	738	B	50	B7	J	40A50R14
RF	738	B	50	B7	H	40A50LR14
RF	738	B	60	B7	G	40A60L14
RF	738	B	60	B7	J	40A60R14
RF	738	B	60	B7	H	40A60LR14
RF	738	B	15	B9	G	40A15L18
RF	738	B	15	B9	J	40A15R18
RF	738	B	15	B9	H	40A15LR18
RF	738	B	20	B9	G	40A20L18
RF	738	B	20	B9	J	40A20R18
RF	738	B	20	B9	H	40A20LR18
RF	738	B	25	B9	G	40A25L18
RF	738	B	25	B9	J	40A25R18
RF	738	B	25	B9	H	40A25LR18
RF	738	B	30	B9	G	40A30L18
RF	738	B	30	B9	J	40A30R18
RF	738	B	30	B9	H	40A30LR18
RF	738	B	40	B9	G	40A40L18
RF	738	B	40	B9	J	40A40R18
RF	738	B	40	B9	H	40A40LR18
RF	738	B	50	B9	G	40A50L18
RF	738	B	50	B9	J	40A50R18
RF	738	B	50	B9	H	40A50LR18
RF	738	B	60	B9	G	40A60L18
RF	738	B	60	B9	J	40A60R18
RF	738	B	60	B9	H	40A60LR18
RF	738	B	5	B11	G	40A05L21
RF	738	B	5	B11	J	40A05R21
RF	738	B	5	B11	H	40A05LR21
RF	738	B	10	B11	G	40A10L21
RF	738	B	10	B11	J	40A10R21
RF	738	B	10	B11	H	40A10LR21
RF	738	B	15	B11	G	40A15L21
RF	738	B	15	B11	J	40A15R21
RF	738	B	15	B11	H	40A15LR21
RF	738	B	20	B11	G	40A20L21
RF	738	B	20	B11	J	40A20R21
RF	738	B	20	B11	H	40A20LR21

Helical Attachment

Accessories

Mod Express

Engineering /
Mounting Positions

Competitor
Interchange

Renewal Parts

Part Number Index



COMPETITOR INTERCHANGE

Grove Quill Input 1.33" CENTER DISTANCE

Quill Input

Add 13BASE for Tigear-2

Grove Nomenclature					Tigear Equivalent
TMQ	813	5	1	56C	13Q05LR56
TMQ	813	5	2	56C	13Q05L56
TMQ	813	5	3	56C	13Q05R56
TMQ	813	10	1	56C	13Q10LR56
TMQ	813	10	2	56C	13Q10L56
TMQ	813	10	3	56C	13Q10R56
TMQ	813	15	1	56C	13Q15LR56
TMQ	813	15	2	56C	13Q15L56
TMQ	813	15	3	56C	13Q15R56
TMQ	813	20	1	56C	13Q20LR56
TMQ	813	20	2	56C	13Q20L56
TMQ	813	20	3	56C	13Q20R56
TMQ	813	25	1	56C	13Q25LR56
TMQ	813	25	2	56C	13Q25L56
TMQ	813	25	3	56C	13Q25R56
TMQ	813	30	1	56C	13Q30LR56
TMQ	813	30	2	56C	13Q30L56
TMQ	813	30	3	56C	13Q30R56
TMQ	813	40	1	56C	13Q40LR56
TMQ	813	40	2	56C	13Q40L56
TMQ	813	40	3	56C	13Q40R56
TMQ	813	50	1	56C	13Q50LR56
TMQ	813	50	2	56C	13Q50L56
TMQ	813	50	3	56C	13Q50R56
TMQ	813	60	1	56C	13Q60LR56
TMQ	813	60	2	56C	13Q60L56
TMQ	813	60	3	56C	13Q60R56

Grove Nomenclature					Tigear Equivalent
BMQ	813	5	1	56C	13Q05LR56
BMQ	813	5	2	56C	13Q05L56
BMQ	813	5	3	56C	13Q05R56
BMQ	813	10	1	56C	13Q10LR56
BMQ	813	10	2	56C	13Q10L56
BMQ	813	10	3	56C	13Q10R56
BMQ	813	15	1	56C	13Q15LR56
BMQ	813	15	2	56C	13Q15L56
BMQ	813	15	3	56C	13Q15R56
BMQ	813	20	1	56C	13Q20LR56
BMQ	813	20	2	56C	13Q20L56
BMQ	813	20	3	56C	13Q20R56
BMQ	813	25	1	56C	13Q25LR56
BMQ	813	25	2	56C	13Q25L56
BMQ	813	25	3	56C	13Q25R56
BMQ	813	30	1	56C	13Q30LR56
BMQ	813	30	2	56C	13Q30L56
BMQ	813	30	3	56C	13Q30R56
BMQ	813	40	1	56C	13Q40LR56
BMQ	813	40	2	56C	13Q40L56
BMQ	813	40	3	56C	13Q40R56
BMQ	813	50	1	56C	13Q50LR56
BMQ	813	50	2	56C	13Q50L56
BMQ	813	50	3	56C	13Q50R56
BMQ	813	60	1	56C	13Q60LR56
BMQ	813	60	2	56C	13Q60L56
BMQ	813	60	3	56C	13Q60R56

Helical Attachment

Accessories

Mod Express

Engineering /
Mounting Positions

Competitor
Interchange

Renewal Parts

Part Number Index

FEATURES/BENEFITS PAGE 2	SPECIFICATION PAGE 8	NOMENCLATURE PAGE 9	RATINGS/DIMENSIONS PAGE 16
-----------------------------	-------------------------	------------------------	-------------------------------



COMPETITOR INTERCHANGE

Grove Coupled Input 1.33" CENTER DISTANCE

Coupled Input

Add 13BASE for Tigear-2

Grove Nomenclature					Tigear Equivalent
TM	813	5	1	56C	13A05LR56
TM	813	5	2	56C	13A05L56
TM	813	5	3	56C	13A05R56
TM	813	10	1	56C	13A10LR56
TM	813	10	2	56C	13A10L56
TM	813	10	3	56C	13A10R56
TM	813	15	1	56C	13A15LR56
TM	813	15	2	56C	13A15L56
TM	813	15	3	56C	13A15R56
TM	813	20	1	56C	13A20LR56
TM	813	20	2	56C	13A20L56
TM	813	20	3	56C	13A20R56
TM	813	25	1	56C	13A25LR56
TM	813	25	2	56C	13A25L56
TM	813	25	3	56C	13A25R56
TM	813	30	1	56C	13A30LR56
TM	813	30	2	56C	13A30L56
TM	813	30	3	56C	13A30R56
TM	813	40	1	56C	13A40LR56
TM	813	40	2	56C	13A40L56
TM	813	40	3	56C	13A40R56
TM	813	50	1	56C	13A50LR56
TM	813	50	2	56C	13A50L56
TM	813	50	3	56C	13A50R56
TM	813	60	1	56C	13A60LR56
TM	813	60	2	56C	13A60L56
TM	813	60	3	56C	13A60R56

Grove Nomenclature					Tigear Equivalent
BM	813	5	1	56C	13A05LR56
BM	813	5	2	56C	13A05L56
BM	813	5	3	56C	13A05R56
BM	813	10	1	56C	13A10LR56
BM	813	10	2	56C	13A10L56
BM	813	10	3	56C	13A10R56
BM	813	15	1	56C	13A15LR56
BM	813	15	2	56C	13A15L56
BM	813	15	3	56C	13A15R56
BM	813	20	1	56C	13A20LR56
BM	813	20	2	56C	13A20L56
BM	813	20	3	56C	13A20R56
BM	813	25	1	56C	13A25LR56
BM	813	25	2	56C	13A25L56
BM	813	25	3	56C	13A25R56
BM	813	30	1	56C	13A30LR56
BM	813	30	2	56C	13A30L56
BM	813	30	3	56C	13A30R56
BM	813	40	1	56C	13A40LR56
BM	813	40	2	56C	13A40L56
BM	813	40	3	56C	13A40R56
BM	813	50	1	56C	13A50LR56
BM	813	50	2	56C	13A50L56
BM	813	50	3	56C	13A50R56
BM	813	60	1	56C	13A60LR56
BM	813	60	2	56C	13A60L56
BM	813	60	3	56C	13A60R56

Helical Attachment

Accessories

Mod Express

Engineering /
Mounting Positions

Competitor
Interchange

Renewal Parts

Part Number Index

FEATURES/BENEFITS PAGE 2	SPECIFICATION PAGE 8	NOMENCLATURE PAGE 9	RATINGS/DIMENSIONS PAGE 16
-----------------------------	-------------------------	------------------------	-------------------------------



COMPETITOR INTERCHANGE

Grove Quill Input 1.50" CENTER DISTANCE

Quill Input

Add 15BASE for Tigear-2

Grove Nomenclature					Tigear Equivalent
TMQ	815	5	1	56C	15Q05LR56
TMQ	815	5	2	56C	15Q05L56
TMQ	815	5	3	56C	15Q05R56
TMQ	815	10	1	56C	15Q10LR56
TMQ	815	10	2	56C	15Q10L56
TMQ	815	10	3	56C	15Q10R56
TMQ	815	15	1	56C	15Q15LR56
TMQ	815	15	2	56C	15Q15L56
TMQ	815	15	3	56C	15Q15R56
TMQ	815	20	1	56C	15Q20LR56
TMQ	815	20	2	56C	15Q20L56
TMQ	815	20	3	56C	15Q20R56
TMQ	815	25	1	56C	15Q25LR56
TMQ	815	25	2	56C	15Q25L56
TMQ	815	25	3	56C	15Q25R56
TMQ	815	30	1	56C	15Q30LR56
TMQ	815	30	2	56C	15Q30L56
TMQ	815	30	3	56C	15Q30R56
TMQ	815	40	1	56C	15Q40LR56
TMQ	815	40	2	56C	15Q40L56
TMQ	815	40	3	56C	15Q40R56
TMQ	815	50	1	56C	15Q50LR56
TMQ	815	50	2	56C	15Q50L56
TMQ	815	50	3	56C	15Q50R56
TMQ	815	60	1	56C	15Q60LR56
TMQ	815	60	2	56C	15Q60L56
TMQ	815	60	3	56C	15Q60R56

Grove Nomenclature					Tigear Equivalent
BMQ	815	5	1	56C	15Q05LR56
BMQ	815	5	2	56C	15Q05L56
BMQ	815	5	3	56C	15Q05R56
BMQ	815	10	1	56C	15Q10LR56
BMQ	815	10	2	56C	15Q10L56
BMQ	815	10	3	56C	15Q10R56
BMQ	815	15	1	56C	15Q15LR56
BMQ	815	15	2	56C	15Q15L56
BMQ	815	15	3	56C	15Q15R56
BMQ	815	20	1	56C	15Q20LR56
BMQ	815	20	2	56C	15Q20L56
BMQ	815	20	3	56C	15Q20R56
BMQ	815	25	1	56C	15Q25LR56
BMQ	815	25	2	56C	15Q25L56
BMQ	815	25	3	56C	15Q25R56
BMQ	815	30	1	56C	15Q30LR56
BMQ	815	30	2	56C	15Q30L56
BMQ	815	30	3	56C	15Q30R56
BMQ	815	40	1	56C	15Q40LR56
BMQ	815	40	2	56C	15Q40L56
BMQ	815	40	3	56C	15Q40R56
BMQ	815	50	1	56C	15Q50LR56
BMQ	815	50	2	56C	15Q50L56
BMQ	815	50	3	56C	15Q50R56
BMQ	815	60	1	56C	15Q60LR56
BMQ	815	60	2	56C	15Q60L56
BMQ	815	60	3	56C	15Q60R56

Helical Attachment

Accessories

Mod Express

Engineering /
Mounting Positions

Competitor
Interchange

Renewal Parts

Part Number Index



COMPETITOR INTERCHANGE

Grove Coupled Input 1.50" CENTER DISTANCE

Coupled Input

Add 15BASE for Tigear-2

Grove Nomenclature					Tigear Equivalent
TM	815	5	1	56C	15A05LR56
TM	815	5	2	56C	15A05L56
TM	815	5	3	56C	15A05R56
TM	815	10	1	56C	15A10LR56
TM	815	10	2	56C	15A10L56
TM	815	10	3	56C	15A10R56
TM	815	15	1	56C	15A15LR56
TM	815	15	2	56C	15A15L56
TM	815	15	3	56C	15A15R56
TM	815	20	1	56C	15A20LR56
TM	815	20	2	56C	15A20L56
TM	815	20	3	56C	15A20R56
TM	815	25	1	56C	15A25LR56
TM	815	25	2	56C	15A25L56
TM	815	25	3	56C	15A25R56
TM	815	30	1	56C	15A30LR56
TM	815	30	2	56C	15A30L56
TM	815	30	3	56C	15A30R56
TM	815	40	1	56C	15A40LR56
TM	815	40	2	56C	15A40L56
TM	815	40	3	56C	15A40R56
TM	815	50	1	56C	15A50LR56
TM	815	50	2	56C	15A50L56
TM	815	50	3	56C	15A50R56
TM	815	60	1	56C	15A60LR56
TM	815	60	2	56C	15A60L56
TM	815	60	3	56C	15A60R56

Grove Nomenclature					Tigear Equivalent
BM	815	5	1	56C	15A05LR56
BM	815	5	2	56C	15A05L56
BM	815	5	3	56C	15A05R56
BM	815	10	1	56C	15A10LR56
BM	815	10	2	56C	15A10L56
BM	815	10	3	56C	15A10R56
BM	815	15	1	56C	15A15LR56
BM	815	15	2	56C	15A15L56
BM	815	15	3	56C	15A15R56
BM	815	20	1	56C	15A20LR56
BM	815	20	2	56C	15A20L56
BM	815	20	3	56C	15A20R56
BM	815	25	1	56C	15A25LR56
BM	815	25	2	56C	15A25L56
BM	815	25	3	56C	15A25R56
BM	815	30	1	56C	15A30LR56
BM	815	30	2	56C	15A30L56
BM	815	30	3	56C	15A30R56
BM	815	40	1	56C	15A40LR56
BM	815	40	2	56C	15A40L56
BM	815	40	3	56C	15A40R56
BM	815	50	1	56C	15A50LR56
BM	815	50	2	56C	15A50L56
BM	815	50	3	56C	15A50R56
BM	815	60	1	56C	15A60LR56
BM	815	60	2	56C	15A60L56
BM	815	60	3	56C	15A60R56

Helical Attachment

Accessories

Mod Express

Engineering /
Mounting Positions

Competitor
Interchange

Renewal Parts

Part Number Index

FEATURES/BENEFITS PAGE 2	SPECIFICATION PAGE 8	NOMENCLATURE PAGE 9	RATINGS/DIMENSIONS PAGE 16
-----------------------------	-------------------------	------------------------	-------------------------------



COMPETITOR INTERCHANGE

Grove Quill Input 1.75" CENTER DISTANCE

Quill Input

Add 17BASE for Tigear-2

Grove Nomenclature					Tigear Equivalent
TMQ	818	5	1	56C	17Q05LR56
TMQ	818	5	2	56C	17Q05L56
TMQ	818	5	3	56C	17Q05R56
TMQ	818	10	1	56C	17Q10LR56
TMQ	818	10	2	56C	17Q10L56
TMQ	818	10	3	56C	17Q10R56
TMQ	818	15	1	56C	17Q15LR56
TMQ	818	15	2	56C	17Q15L56
TMQ	818	15	3	56C	17Q15R56
TMQ	818	20	1	56C	17Q20LR56
TMQ	818	20	2	56C	17Q20L56
TMQ	818	20	3	56C	17Q20R56
TMQ	818	25	1	56C	17Q25LR56
TMQ	818	25	2	56C	17Q25L56
TMQ	818	25	3	56C	17Q25R56
TMQ	818	30	1	56C	17Q30LR56
TMQ	818	30	2	56C	17Q30L56
TMQ	818	30	3	56C	17Q30R56
TMQ	818	40	1	56C	17Q40LR56
TMQ	818	40	2	56C	17Q40L56
TMQ	818	40	3	56C	17Q40R56
TMQ	818	50	1	56C	17Q50LR56
TMQ	818	50	2	56C	17Q50L56
TMQ	818	50	3	56C	17Q50R56
TMQ	818	60	1	56C	17Q60LR56
TMQ	818	60	2	56C	17Q60L56
TMQ	818	60	3	56C	17Q60R56
TMQ	818	5	1	140TC	17Q05LR14
TMQ	818	5	2	140TC	17Q05L14
TMQ	818	5	3	140TC	17Q05R14
TMQ	818	10	1	140TC	17Q10LR14
TMQ	818	10	2	140TC	17Q10L14
TMQ	818	10	3	140TC	17Q10R14
TMQ	818	15	1	140TC	17Q15LR14
TMQ	818	15	2	140TC	17Q15L14
TMQ	818	15	3	140TC	17Q15R14

Grove Nomenclature					Tigear Equivalent
BMQ	818	5	1	56C	17Q05LR56
BMQ	818	5	2	56C	17Q05L56
BMQ	818	5	3	56C	17Q05R56
BMQ	818	10	1	56C	17Q10LR56
BMQ	818	10	2	56C	17Q10L56
BMQ	818	10	3	56C	17Q10R56
BMQ	818	15	1	56C	17Q15LR56
BMQ	818	15	2	56C	17Q15L56
BMQ	818	15	3	56C	17Q15R56
BMQ	818	20	1	56C	17Q20LR56
BMQ	818	20	2	56C	17Q20L56
BMQ	818	20	3	56C	17Q20R56
BMQ	818	25	1	56C	17Q25LR56
BMQ	818	25	2	56C	17Q25L56
BMQ	818	25	3	56C	17Q25R56
BMQ	818	30	1	56C	17Q30LR56
BMQ	818	30	2	56C	17Q30L56
BMQ	818	30	3	56C	17Q30R56
BMQ	818	40	1	56C	17Q40LR56
BMQ	818	40	2	56C	17Q40L56
BMQ	818	40	3	56C	17Q40R56
BMQ	818	50	1	56C	17Q50LR56
BMQ	818	50	2	56C	17Q50L56
BMQ	818	50	3	56C	17Q50R56
BMQ	818	60	1	56C	17Q60LR56
BMQ	818	60	2	56C	17Q60L56
BMQ	818	60	3	56C	17Q60R56
BMQ	818	5	1	140TC	17Q05LR14
BMQ	818	5	2	140TC	17Q05L14
BMQ	818	5	3	140TC	17Q05R14
BMQ	818	10	1	140TC	17Q10LR14
BMQ	818	10	2	140TC	17Q10L14
BMQ	818	10	3	140TC	17Q10R14
BMQ	818	15	1	140TC	17Q15LR14
BMQ	818	15	2	140TC	17Q15L14
BMQ	818	15	3	140TC	17Q15R14



COMPETITOR INTERCHANGE

Grove Coupled Input 1.75" CENTER DISTANCE

Coupled Input

Add 17BASE for Tigear-2

Grove Nomenclature					Tigear Equivalent
TM	818	5	1	56C	17A05LR56
TM	818	5	2	56C	17A05L56
TM	818	5	3	56C	17A05R56
TM	818	10	1	56C	17A10LR56
TM	818	10	2	56C	17A10L56
TM	818	10	3	56C	17A10R56
TM	818	15	1	56C	17A15LR56
TM	818	15	2	56C	17A15L56
TM	818	15	3	56C	17A15R56
TM	818	20	1	56C	17A20LR56
TM	818	20	2	56C	17A20L56
TM	818	20	3	56C	17A20R56
TM	818	25	1	56C	17A25LR56
TM	818	25	2	56C	17A25L56
TM	818	25	3	56C	17A25R56
TM	818	30	1	56C	17A30LR56
TM	818	30	2	56C	17A30L56
TM	818	30	3	56C	17A30R56
TM	818	40	1	56C	17A40LR56
TM	818	40	2	56C	17A40L56
TM	818	40	3	56C	17A40R56
TM	818	50	1	56C	17A50LR56
TM	818	50	2	56C	17A50L56
TM	818	50	3	56C	17A50R56
TM	818	60	1	56C	17A60LR56
TM	818	60	2	56C	17A60L56
TM	818	60	3	56C	17A60R56
TM	818	5	1	140TC	17A05LR14
TM	818	5	2	140TC	17A05L14
TM	818	5	3	140TC	17A05R14
TM	818	10	1	140TC	17A10LR14
TM	818	10	2	140TC	17A10L14
TM	818	10	3	140TC	17A10R14
TM	818	15	1	140TC	17A15LR14
TM	818	15	2	140TC	17A15L14
TM	818	15	3	140TC	17A15R14

Grove Nomenclature					Tigear Equivalent
BM	818	5	1	56C	17A05LR56
BM	818	5	2	56C	17A05L56
BM	818	5	3	56C	17A05R56
BM	818	10	1	56C	17A10LR56
BM	818	10	2	56C	17A10L56
BM	818	10	3	56C	17A10R56
BM	818	15	1	56C	17A15LR56
BM	818	15	2	56C	17A15L56
BM	818	15	3	56C	17A15R56
BM	818	20	1	56C	17A20LR56
BM	818	20	2	56C	17A20L56
BM	818	20	3	56C	17A20R56
BM	818	25	1	56C	17A25LR56
BM	818	25	2	56C	17A25L56
BM	818	25	3	56C	17A25R56
BM	818	30	1	56C	17A30LR56
BM	818	30	2	56C	17A30L56
BM	818	30	3	56C	17A30R56
BM	818	40	1	56C	17A40LR56
BM	818	40	2	56C	17A40L56
BM	818	40	3	56C	17A40R56
BM	818	50	1	56C	17A50LR56
BM	818	50	2	56C	17A50L56
BM	818	50	3	56C	17A50R56
BM	818	60	1	56C	17A60LR56
BM	818	60	2	56C	17A60L56
BM	818	60	3	56C	17A60R56
BM	818	5	1	140TC	17A05LR14
BM	818	5	2	140TC	17A05L14
BM	818	5	3	140TC	17A05R14
BM	818	10	1	140TC	17A10LR14
BM	818	10	2	140TC	17A10L14
BM	818	10	3	140TC	17A10R14
BM	818	15	1	140TC	17A15LR14
BM	818	15	2	140TC	17A15L14
BM	818	15	3	140TC	17A15R14

Helical Attachment

Accessories

Mod Express

Engineering /
Mounting Positions

Competitor
Interchange

Renewal Parts

Part Number Index

FEATURES/BENEFITS PAGE 2	SPECIFICATION PAGE 8	NOMENCLATURE PAGE 9	RATINGS/DIMENSIONS PAGE 16
-----------------------------	-------------------------	------------------------	-------------------------------



COMPETITOR INTERCHANGE

Grove Quill Input 2.00" CENTER DISTANCE

Quill Input

Add 20BASE for Tigear-2

* See note below

Grove Nomenclature					Tigear Equivalent
TMQ	821	5	1	56C	20Q05LR56
TMQ	821	5	2	56C	20Q05L56
TMQ	821	5	3	56C	20Q05R56
TMQ	821	10	1	56C	20Q10LR56
TMQ	821	10	2	56C	20Q10L56
TMQ	821	10	3	56C	20Q10R56
TMQ	821	15	1	56C	20Q15LR56
TMQ	821	15	2	56C	20Q15L56
TMQ	821	15	3	56C	20Q15R56
TMQ	821	20	1	56C	20Q20LR56
TMQ	821	20	2	56C	20Q20L56
TMQ	821	20	3	56C	20Q20R56
TMQ	821	25	1	56C	20Q25LR56
TMQ	821	25	2	56C	20Q25L56
TMQ	821	25	3	56C	20Q25R56
TMQ	821	30	1	56C	20Q30LR56
TMQ	821	30	2	56C	20Q30L56
TMQ	821	30	3	56C	20Q30R56
TMQ	821	40	1	56C	20Q40LR56
TMQ	821	40	2	56C	20Q40L56
TMQ	821	40	3	56C	20Q40R56
TMQ	821	50	1	56C	20Q50LR56
TMQ	821	50	2	56C	20Q50L56
TMQ	821	50	3	56C	20Q50R56
TMQ	821	60	1	56C	20Q60LR56
TMQ	821	60	2	56C	20Q60L56
TMQ	821	60	3	56C	20Q60R56
TMQ	821	10	1	140TC	20Q10LR14
TMQ	821	10	2	140TC	20Q10L14
TMQ	821	10	3	140TC	20Q10R14
TMQ	821	15	1	140TC	20Q15LR14
TMQ	821	15	2	140TC	20Q15L14
TMQ	821	15	3	140TC	20Q15R14
TMQ	821	20	1	140TC	20Q20LR14
TMQ	821	20	2	140TC	20Q20L14
TMQ	821	20	3	140TC	20Q20R14
TMQ	821	25	1	140TC	20Q25LR14
TMQ	821	25	2	140TC	20Q25L14
TMQ	821	25	3	140TC	20Q25R14

Grove Nomenclature					Tigear Equivalent
BMQ	821	5	1	56C	20Q05LR56
BMQ	821	5	2	56C	20Q05L56
BMQ	821	5	3	56C	20Q05R56
BMQ	821	10	1	56C	20Q10LR56
BMQ	821	10	2	56C	20Q10L56
BMQ	821	10	3	56C	20Q10R56
BMQ	821	15	1	56C	20Q15LR56
BMQ	821	15	2	56C	20Q15L56
BMQ	821	15	3	56C	20Q15R56
BMQ	821	20	1	56C	20Q20LR56
BMQ	821	20	2	56C	20Q20L56
BMQ	821	20	3	56C	20Q20R56
BMQ	821	25	1	56C	20Q25LR56
BMQ	821	25	2	56C	20Q25L56
BMQ	821	25	3	56C	20Q25R56
BMQ	821	30	1	56C	20Q30LR56
BMQ	821	30	2	56C	20Q30L56
BMQ	821	30	3	56C	20Q30R56
BMQ	821	40	1	56C	20Q40LR56
BMQ	821	40	2	56C	20Q40L56
BMQ	821	40	3	56C	20Q40R56
BMQ	821	50	1	56C	20Q50LR56
BMQ	821	50	2	56C	20Q50L56
BMQ	821	50	3	56C	20Q50R56
BMQ	821	60	1	56C	20Q60LR56
BMQ	821	60	2	56C	20Q60L56
BMQ	821	60	3	56C	20Q60R56
BMQ	821	10	1	140TC	20Q10LR14
BMQ	821	10	2	140TC	20Q10L14
BMQ	821	10	3	140TC	20Q10R14
BMQ	821	15	1	140TC	20Q15LR14
BMQ	821	15	2	140TC	20Q15L14
BMQ	821	15	3	140TC	20Q15R14
BMQ	821	20	1	140TC	20Q20LR14
BMQ	821	20	2	140TC	20Q20L14
BMQ	821	20	3	140TC	20Q20R14
BMQ	821	25	1	140TC	20Q25LR14
BMQ	821	25	2	140TC	20Q25L14
BMQ	821	25	3	140TC	20Q25R14

* On size 821, Grove footprint dimensions are different from industry standard footprint dimensions.

Helical Attachment

Accessories

Mod Express

Engineering /
Mounting Positions

Competitor
Interchange

Renewal Parts

Part Number Index

FEATURES/BENEFITS PAGE 2	SPECIFICATION PAGE 8	NOMENCLATURE PAGE 9	RATINGS/DIMENSIONS PAGE 16
-----------------------------	-------------------------	------------------------	-------------------------------



COMPETITOR INTERCHANGE

Grove Coupled Input 2.00" CENTER DISTANCE

Coupled Input

Add 20BASE for Tigear-2

* See note below

Grove Nomenclature					Tigear Equivalent
TM	821	5	1	56C	20A05LR56
TM	821	5	2	56C	20A05L56
TM	821	5	3	56C	20A05R56
TM	821	10	1	56C	20A10LR56
TM	821	10	2	56C	20A10L56
TM	821	10	3	56C	20A10R56
TM	821	15	1	56C	20A15LR56
TM	821	15	2	56C	20A15L56
TM	821	15	3	56C	20A15R56
TM	821	20	1	56C	20A20LR56
TM	821	20	2	56C	20A20L56
TM	821	20	3	56C	20A20R56
TM	821	25	1	56C	20A25LR56
TM	821	25	2	56C	20A25L56
TM	821	25	3	56C	20A25R56
TM	821	30	1	56C	20A30LR56
TM	821	30	2	56C	20A30L56
TM	821	30	3	56C	20A30R56
TM	821	40	1	56C	20A40LR56
TM	821	40	2	56C	20A40L56
TM	821	40	3	56C	20A40R56
TM	821	50	1	56C	20A50LR56
TM	821	50	2	56C	20A50L56
TM	821	50	3	56C	20A50R56
TM	821	60	1	56C	20A60LR56
TM	821	60	2	56C	20A60L56
TM	821	60	3	56C	20A60R56
TM	821	10	1	140TC	20A10LR14
TM	821	10	2	140TC	20A10L14
TM	821	10	3	140TC	20A10R14
TM	821	15	1	140TC	20A15LR14
TM	821	15	2	140TC	20A15L14
TM	821	15	3	140TC	20A15R14
TM	821	20	1	140TC	20A20LR14
TM	821	20	2	140TC	20A20L14
TM	821	20	3	140TC	20A20R14
TM	821	25	1	140TC	20A25LR14
TM	821	25	2	140TC	20A25L14
TM	821	25	3	140TC	20A25R14

Grove Nomenclature					Tigear Equivalent
BM	821	5	1	56C	20A05LR56
BM	821	5	2	56C	20A05L56
BM	821	5	3	56C	20A05R56
BM	821	10	1	56C	20A10LR56
BM	821	10	2	56C	20A10L56
BM	821	10	3	56C	20A10R56
BM	821	15	1	56C	20A15LR56
BM	821	15	2	56C	20A15L56
BM	821	15	3	56C	20A15R56
BM	821	20	1	56C	20A20LR56
BM	821	20	2	56C	20A20L56
BM	821	20	3	56C	20A20R56
BM	821	25	1	56C	20A25LR56
BM	821	25	2	56C	20A25L56
BM	821	25	3	56C	20A25R56
BM	821	30	1	56C	20A30LR56
BM	821	30	2	56C	20A30L56
BM	821	30	3	56C	20A30R56
BM	821	40	1	56C	20A40LR56
BM	821	40	2	56C	20A40L56
BM	821	40	3	56C	20A40R56
BM	821	50	1	56C	20A50LR56
BM	821	50	2	56C	20A50L56
BM	821	50	3	56C	20A50R56
BM	821	60	1	56C	20A60LR56
BM	821	60	2	56C	20A60L56
BM	821	60	3	56C	20A60R56
BM	821	10	1	140TC	20A10LR14
BM	821	10	2	140TC	20A10L14
BM	821	10	3	140TC	20A10R14
BM	821	15	1	140TC	20A15LR14
BM	821	15	2	140TC	20A15L14
BM	821	15	3	140TC	20A15R14
BM	821	20	1	140TC	20A20LR14
BM	821	20	2	140TC	20A20L14
BM	821	20	3	140TC	20A20R14
BM	821	25	1	140TC	20A25LR14
BM	821	25	2	140TC	20A25L14
BM	821	25	3	140TC	20A25R14

* On size 821, Grove footprint dimensions are different from industry standard footprint dimensions.



COMPETITOR INTERCHANGE

Grove Quill Input 2.37" CENTER DISTANCE

Quill Input

Add 23BASE for Tigear-2

Grove Nomenclature					Tigear Equivalent
TMQ	824	10	1	56C	23Q10LR56
TMQ	824	10	2	56C	23Q10L56
TMQ	824	10	3	56C	23Q10R56
TMQ	824	15	1	56C	23Q15LR56
TMQ	824	15	2	56C	23Q15L56
TMQ	824	15	3	56C	23Q15R56
TMQ	824	20	1	56C	23Q20LR56
TMQ	824	20	2	56C	23Q20L56
TMQ	824	20	3	56C	23Q20R56
TMQ	824	25	1	56C	23Q25LR56
TMQ	824	25	2	56C	23Q25L56
TMQ	824	25	3	56C	23Q25R56
TMQ	824	30	1	56C	23Q30LR56
TMQ	824	30	2	56C	23Q30L56
TMQ	824	30	3	56C	23Q30R56
TMQ	824	40	1	56C	23Q40LR56
TMQ	824	40	2	56C	23Q40L56
TMQ	824	40	3	56C	23Q40R56
TMQ	824	50	1	56C	23Q50LR56
TMQ	824	50	2	56C	23Q50L56
TMQ	824	50	3	56C	23Q50R56
TMQ	824	60	1	56C	23Q60LR56
TMQ	824	60	2	56C	23Q60L56
TMQ	824	60	3	56C	23Q60R56
TMQ	824	5	1	140TC	23Q05LR14
TMQ	824	5	2	140TC	23Q05L14
TMQ	824	5	3	140TC	23Q05R14
TMQ	824	10	1	140TC	23Q10LR14
TMQ	824	10	2	140TC	23Q10L14
TMQ	824	10	3	140TC	23Q10R14
TMQ	824	15	1	140TC	23Q15LR14
TMQ	824	15	2	140TC	23Q15L14
TMQ	824	15	3	140TC	23Q15R14
TMQ	824	20	1	140TC	23Q20LR14
TMQ	824	20	2	140TC	23Q20L14
TMQ	824	20	3	140TC	23Q20R14
TMQ	824	25	1	140TC	23Q25LR14
TMQ	824	25	2	140TC	23Q25L14
TMQ	824	25	3	140TC	23Q25R14
TMQ	824	30	1	140TC	23Q30LR14
TMQ	824	30	2	140TC	23Q30L14
TMQ	824	30	3	140TC	23Q30R14
TMQ	824	40	1	140TC	23Q40LR14
TMQ	824	40	2	140TC	23Q40L14
TMQ	824	40	3	140TC	23Q40R14
TMQ	824	5	1	180TC	23Q05LR18
TMQ	824	5	2	180TC	23Q05L18
TMQ	824	5	3	180TC	23Q05R18
TMQ	824	10	1	180TC	23Q10LR18
TMQ	824	10	2	180TC	23Q10L18
TMQ	824	10	3	180TC	23Q10R18

Grove Nomenclature					Tigear Equivalent
BMQ	824	10	1	56C	23Q10LR56
BMQ	824	10	2	56C	23Q10L56
BMQ	824	10	3	56C	23Q10R56
BMQ	824	15	1	56C	23Q15LR56
BMQ	824	15	2	56C	23Q15L56
BMQ	824	15	3	56C	23Q15R56
BMQ	824	20	1	56C	23Q20LR56
BMQ	824	20	2	56C	23Q20L56
BMQ	824	20	3	56C	23Q20R56
BMQ	824	25	1	56C	23Q25LR56
BMQ	824	25	2	56C	23Q25L56
BMQ	824	25	3	56C	23Q25R56
BMQ	824	30	1	56C	23Q30LR56
BMQ	824	30	2	56C	23Q30L56
BMQ	824	30	3	56C	23Q30R56
BMQ	824	40	1	56C	23Q40LR56
BMQ	824	40	2	56C	23Q40L56
BMQ	824	40	3	56C	23Q40R56
BMQ	824	50	1	56C	23Q50LR56
BMQ	824	50	2	56C	23Q50L56
BMQ	824	50	3	56C	23Q50R56
BMQ	824	60	1	56C	23Q60LR56
BMQ	824	60	2	56C	23Q60L56
BMQ	824	60	3	56C	23Q60R56
BMQ	824	5	1	140TC	23Q05LR14
BMQ	824	5	2	140TC	23Q05L14
BMQ	824	5	3	140TC	23Q05R14
BMQ	824	10	1	140TC	23Q10LR14
BMQ	824	10	2	140TC	23Q10L14
BMQ	824	10	3	140TC	23Q10R14
BMQ	824	15	1	140TC	23Q15LR14
BMQ	824	15	2	140TC	23Q15L14
BMQ	824	15	3	140TC	23Q15R14
BMQ	824	20	1	140TC	23Q20LR14
BMQ	824	20	2	140TC	23Q20L14
BMQ	824	20	3	140TC	23Q20R14
BMQ	824	25	1	140TC	23Q25LR14
BMQ	824	25	2	140TC	23Q25L14
BMQ	824	25	3	140TC	23Q25R14
BMQ	824	30	1	140TC	23Q30LR14
BMQ	824	30	2	140TC	23Q30L14
BMQ	824	30	3	140TC	23Q30R14
BMQ	824	40	1	140TC	23Q40LR14
BMQ	824	40	2	140TC	23Q40L14
BMQ	824	40	3	140TC	23Q40R14
BMQ	824	5	1	180TC	23Q05LR18
BMQ	824	5	2	180TC	23Q05L18
BMQ	824	5	3	180TC	23Q05R18
BMQ	824	10	1	180TC	23Q10LR18
BMQ	824	10	2	180TC	23Q10L18
BMQ	824	10	3	180TC	23Q10R18



COMPETITOR INTERCHANGE

Grove Coupled Input 2.37" CENTER DISTANCE

Coupled Input

Add 23BASE for Tigear-2

Grove Nomenclature					Tigear Equivalent
TM	824	10	1	56C	23A10LR56
TM	824	10	2	56C	23A10L56
TM	824	10	3	56C	23A10R56
TM	824	15	1	56C	23A15LR56
TM	824	15	2	56C	23A15L56
TM	824	15	3	56C	23A15R56
TM	824	20	1	56C	23A20LR56
TM	824	20	2	56C	23A20L56
TM	824	20	3	56C	23A20R56
TM	824	25	1	56C	23A25LR56
TM	824	25	2	56C	23A25L56
TM	824	25	3	56C	23A25R56
TM	824	30	1	56C	23A30LR56
TM	824	30	2	56C	23A30L56
TM	824	30	3	56C	23A30R56
TM	824	40	1	56C	23A40LR56
TM	824	40	2	56C	23A40L56
TM	824	40	3	56C	23A40R56
TM	824	50	1	56C	23A50LR56
TM	824	50	2	56C	23A50L56
TM	824	50	3	56C	23A50R56
TM	824	60	1	56C	23A60LR56
TM	824	60	2	56C	23A60L56
TM	824	60	3	56C	23A60R56
TM	824	5	1	140TC	23A05LR14
TM	824	5	2	140TC	23A05L14
TM	824	5	3	140TC	23A05R14
TM	824	10	1	140TC	23A10LR14
TM	824	10	2	140TC	23A10L14
TM	824	10	3	140TC	23A10R14
TM	824	15	1	140TC	23A15LR14
TM	824	15	2	140TC	23A15L14
TM	824	15	3	140TC	23A15R14
TM	824	20	1	140TC	23A20LR14
TM	824	20	2	140TC	23A20L14
TM	824	20	3	140TC	23A20R14
TM	824	25	1	140TC	23A25LR14
TM	824	25	2	140TC	23A25L14
TM	824	25	3	140TC	23A25R14
TM	824	30	1	140TC	23A30LR14
TM	824	30	2	140TC	23A30L14
TM	824	30	3	140TC	23A30R14
TM	824	40	1	140TC	23A40LR14
TM	824	40	2	140TC	23A40L14
TM	824	40	3	140TC	23A40R14
TM	824	5	1	180TC	23A05LR18
TM	824	5	2	180TC	23A05L18
TM	824	5	3	180TC	23A05R18
TM	824	10	1	180TC	23A10LR18
TM	824	10	2	180TC	23A10L18
TM	824	10	3	180TC	23A10R18

Grove Nomenclature					Tigear Equivalent
BM	824	10	1	56C	23A10LR56
BM	824	10	2	56C	23A10L56
BM	824	10	3	56C	23A10R56
BM	824	15	1	56C	23A15LR56
BM	824	15	2	56C	23A15L56
BM	824	15	3	56C	23A15R56
BM	824	20	1	56C	23A20LR56
BM	824	20	2	56C	23A20L56
BM	824	20	3	56C	23A20R56
BM	824	25	1	56C	23A25LR56
BM	824	25	2	56C	23A25L56
BM	824	25	3	56C	23A25R56
BM	824	30	1	56C	23A30LR56
BM	824	30	2	56C	23A30L56
BM	824	30	3	56C	23A30R56
BM	824	40	1	56C	23A40LR56
BM	824	40	2	56C	23A40L56
BM	824	40	3	56C	23A40R56
BM	824	50	1	56C	23A50LR56
BM	824	50	2	56C	23A50L56
BM	824	50	3	56C	23A50R56
BM	824	60	1	56C	23A60LR56
BM	824	60	2	56C	23A60L56
BM	824	60	3	56C	23A60R56
BM	824	5	1	140TC	23A05LR14
BM	824	5	2	140TC	23A05L14
BM	824	5	3	140TC	23A05R14
BM	824	10	1	140TC	23A10LR14
BM	824	10	2	140TC	23A10L14
BM	824	10	3	140TC	23A10R14
BM	824	15	1	140TC	23A15LR14
BM	824	15	2	140TC	23A15L14
BM	824	15	3	140TC	23A15R14
BM	824	20	1	140TC	23A20LR14
BM	824	20	2	140TC	23A20L14
BM	824	20	3	140TC	23A20R14
BM	824	25	1	140TC	23A25LR14
BM	824	25	2	140TC	23A25L14
BM	824	25	3	140TC	23A25R14
BM	824	30	1	140TC	23A30LR14
BM	824	30	2	140TC	23A30L14
BM	824	30	3	140TC	23A30R14
BM	824	40	1	140TC	23A40LR14
BM	824	40	2	140TC	23A40L14
BM	824	40	3	140TC	23A40R14
BM	824	5	1	180TC	23A05LR18
BM	824	5	2	180TC	23A05L18
BM	824	5	3	180TC	23A05R18
BM	824	10	1	180TC	23A10LR18
BM	824	10	2	180TC	23A10L18
BM	824	10	3	180TC	23A10R18



COMPETITOR INTERCHANGE

Grove Quill Input 2.62" CENTER DISTANCE

Quill Input

Add 26BASE for Tigear-2

* See note below

Grove Nomenclature					Tigear Equivalent
TMQ	826	10	1	56C	26Q10LR56
TMQ	826	10	2	56C	26Q10L56
TMQ	826	10	3	56C	26Q10R56
TMQ	826	15	1	56C	26Q15LR56
TMQ	826	15	2	56C	26Q15L56
TMQ	826	15	3	56C	26Q15R56
TMQ	826	20	1	56C	26Q20LR56
TMQ	826	20	2	56C	26Q20L56
TMQ	826	20	3	56C	26Q20R56
TMQ	826	25	1	56C	26Q25LR56
TMQ	826	25	2	56C	26Q25L56
TMQ	826	25	3	56C	26Q25R56
TMQ	826	30	1	56C	26Q30LR56
TMQ	826	30	2	56C	26Q30L56
TMQ	826	30	3	56C	26Q30R56
TMQ	826	40	1	56C	26Q40LR56
TMQ	826	40	2	56C	26Q40L56
TMQ	826	40	3	56C	26Q40R56
TMQ	826	50	1	56C	26Q50LR56
TMQ	826	50	2	56C	26Q50L56
TMQ	826	50	3	56C	26Q50R56
TMQ	826	60	1	56C	26Q60LR56
TMQ	826	60	2	56C	26Q60L56
TMQ	826	60	3	56C	26Q60R56
TMQ	826	5	1	140TC	26Q05LR14
TMQ	826	5	2	140TC	26Q05L14
TMQ	826	5	3	140TC	26Q05R14
TMQ	826	7.5	1	140TC	26Q07LR14
TMQ	826	7.5	2	140TC	26Q07L14
TMQ	826	7.5	3	140TC	26Q07R14
TMQ	826	10	1	140TC	26Q10LR14
TMQ	826	10	2	140TC	26Q10L14
TMQ	826	10	3	140TC	26Q10R14
TMQ	826	15	1	140TC	26Q15LR14
TMQ	826	15	2	140TC	26Q15L14
TMQ	826	15	3	140TC	26Q15R14
TMQ	826	20	1	140TC	26Q20LR14
TMQ	826	20	2	140TC	26Q20L14
TMQ	826	20	3	140TC	26Q20R14
TMQ	826	25	1	140TC	26Q25LR14
TMQ	826	25	2	140TC	26Q25L14
TMQ	826	25	3	140TC	26Q25R14
TMQ	826	30	1	140TC	26Q30LR14
TMQ	826	30	2	140TC	26Q30L14
TMQ	826	30	3	140TC	26Q30R14
TMQ	826	40	1	140TC	26Q40LR14
TMQ	826	40	2	140TC	26Q40L14
TMQ	826	40	3	140TC	26Q40R14
TMQ	826	5	1	180TC	26Q05LR18
TMQ	826	5	2	180TC	26Q05L18
TMQ	826	5	3	180TC	26Q05R18
TMQ	826	7.5	1	180TC	26Q07LR18
TMQ	826	7.5	2	180TC	26Q07L18
TMQ	826	7.5	3	180TC	26Q07R18
TMQ	826	10	1	180TC	26Q10LR18
TMQ	826	10	2	180TC	26Q10L18
TMQ	826	10	3	180TC	26Q10R18

Grove Nomenclature					Tigear Equivalent
BMQ	826	10	1	56C	26Q10LR56
BMQ	826	10	2	56C	26Q10L56
BMQ	826	10	3	56C	26Q10R56
BMQ	826	15	1	56C	26Q15LR56
BMQ	826	15	2	56C	26Q15L56
BMQ	826	15	3	56C	26Q15R56
BMQ	826	20	1	56C	26Q20LR56
BMQ	826	20	2	56C	26Q20L56
BMQ	826	20	3	56C	26Q20R56
BMQ	826	25	1	56C	26Q25LR56
BMQ	826	25	2	56C	26Q25L56
BMQ	826	25	3	56C	26Q25R56
BMQ	826	30	1	56C	26Q30LR56
BMQ	826	30	2	56C	26Q30L56
BMQ	826	30	3	56C	26Q30R56
BMQ	826	40	1	56C	26Q40LR56
BMQ	826	40	2	56C	26Q40L56
BMQ	826	40	3	56C	26Q40R56
BMQ	826	50	1	56C	26Q50LR56
BMQ	826	50	2	56C	26Q50L56
BMQ	826	50	3	56C	26Q50R56
BMQ	826	60	1	56C	26Q60LR56
BMQ	826	60	2	56C	26Q60L56
BMQ	826	60	3	56C	26Q60R56
BMQ	826	5	1	140TC	26Q05LR14
BMQ	826	5	2	140TC	26Q05L14
BMQ	826	5	3	140TC	26Q05R14
BMQ	826	7.5	1	140TC	26Q07LR14
BMQ	826	7.5	2	140TC	26Q07L14
BMQ	826	7.5	3	140TC	26Q07R14
BMQ	826	10	1	140TC	26Q10LR14
BMQ	826	10	2	140TC	26Q10L14
BMQ	826	10	3	140TC	26Q10R14
BMQ	826	15	1	140TC	26Q15LR14
BMQ	826	15	2	140TC	26Q15L14
BMQ	826	15	3	140TC	26Q15R14
BMQ	826	20	1	140TC	26Q20LR14
BMQ	826	20	2	140TC	26Q20L14
BMQ	826	20	3	140TC	26Q20R14
BMQ	826	25	1	140TC	26Q25LR14
BMQ	826	25	2	140TC	26Q25L14
BMQ	826	25	3	140TC	26Q25R14
BMQ	826	30	1	140TC	26Q30LR14
BMQ	826	30	2	140TC	26Q30L14
BMQ	826	30	3	140TC	26Q30R14
BMQ	826	40	1	140TC	26Q40LR14
BMQ	826	40	2	140TC	26Q40L14
BMQ	826	40	3	140TC	26Q40R14
BMQ	826	5	1	180TC	26Q05LR18
BMQ	826	5	2	180TC	26Q05L18
BMQ	826	5	3	180TC	26Q05R18
BMQ	826	7.5	1	180TC	26Q07LR18
BMQ	826	7.5	2	180TC	26Q07L18
BMQ	826	7.5	3	180TC	26Q07R18
BMQ	826	10	1	180TC	26Q10LR18
BMQ	826	10	2	180TC	26Q10L18
BMQ	826	10	3	180TC	26Q10R18

* On size 826, Grove output shaft dimension of 1.25 inches is different from industry standard of 1.125 inches.

FEATURES/BENEFITS PAGE 2	SPECIFICATION PAGE 8	NOMENCLATURE PAGE 9	RATINGS/DIMENSIONS PAGE 16
-----------------------------	-------------------------	------------------------	-------------------------------



COMPETITOR INTERCHANGE

Grove Coupled Input 2.62" CENTER DISTANCE

Coupled Input

Add 26BASE for Tigear-2

* See note below

Grove Nomenclature					Tigear Equivalent
TM	826	10	1	56C	26A10LR56
TM	826	10	2	56C	26A10L56
TM	826	10	3	56C	26A10R56
TM	826	15	1	56C	26A15LR56
TM	826	15	2	56C	26A15L56
TM	826	15	3	56C	26A15R56
TM	826	20	1	56C	26A20LR56
TM	826	20	2	56C	26A20L56
TM	826	20	3	56C	26A20R56
TM	826	25	1	56C	26A25LR56
TM	826	25	2	56C	26A25L56
TM	826	25	3	56C	26A25R56
TM	826	30	1	56C	26A30LR56
TM	826	30	2	56C	26A30L56
TM	826	30	3	56C	26A30R56
TM	826	40	1	56C	26A40LR56
TM	826	40	2	56C	26A40L56
TM	826	40	3	56C	26A40R56
TM	826	50	1	56C	26A50LR56
TM	826	50	2	56C	26A50L56
TM	826	50	3	56C	26A50R56
TM	826	60	1	56C	26A60LR56
TM	826	60	2	56C	26A60L56
TM	826	60	3	56C	26A60R56
TM	826	5	1	140TC	26A05LR14
TM	826	5	2	140TC	26A05L14
TM	826	5	3	140TC	26A05R14
TM	826	7.5	1	140TC	26A07LR14
TM	826	7.5	2	140TC	26A07L14
TM	826	7.5	3	140TC	26A07R14
TM	826	10	1	140TC	26A10LR14
TM	826	10	2	140TC	26A10L14
TM	826	10	3	140TC	26A10R14
TM	826	15	1	140TC	26A15LR14
TM	826	15	2	140TC	26A15L14
TM	826	15	3	140TC	26A15R14
TM	826	20	1	140TC	26A20LR14
TM	826	20	2	140TC	26A20L14
TM	826	20	3	140TC	26A20R14
TM	826	25	1	140TC	26A25LR14
TM	826	25	2	140TC	26A25L14
TM	826	25	3	140TC	26A25R14
TM	826	30	1	140TC	26A30LR14
TM	826	30	2	140TC	26A30L14
TM	826	30	3	140TC	26A30R14
TM	826	40	1	140TC	26A40LR14
TM	826	40	2	140TC	26A40L14
TM	826	40	3	140TC	26A40R14
TM	826	5	1	180TC	26A05LR18
TM	826	5	2	180TC	26A05L18
TM	826	5	3	180TC	26A05R18
TM	826	7.5	1	180TC	26A07LR18
TM	826	7.5	2	180TC	26A07L18
TM	826	7.5	3	180TC	26A07R18
TM	826	10	1	180TC	26A10LR18
TM	826	10	2	180TC	26A10L18
TM	826	10	3	180TC	26A10R18

Grove Nomenclature					Tigear Equivalent
BM	826	10	1	56C	26A10LR56
BM	826	10	2	56C	26A10L56
BM	826	10	3	56C	26A10R56
BM	826	15	1	56C	26A15LR56
BM	826	15	2	56C	26A15L56
BM	826	15	3	56C	26A15R56
BM	826	20	1	56C	26A20LR56
BM	826	20	2	56C	26A20L56
BM	826	20	3	56C	26A20R56
BM	826	25	1	56C	26A25LR56
BM	826	25	2	56C	26A25L56
BM	826	25	3	56C	26A25R56
BM	826	30	1	56C	26A30LR56
BM	826	30	2	56C	26A30L56
BM	826	30	3	56C	26A30R56
BM	826	40	1	56C	26A40LR56
BM	826	40	2	56C	26A40L56
BM	826	40	3	56C	26A40R56
BM	826	50	1	56C	26A50LR56
BM	826	50	2	56C	26A50L56
BM	826	50	3	56C	26A50R56
BM	826	60	1	56C	26A60LR56
BM	826	60	2	56C	26A60L56
BM	826	60	3	56C	26A60R56
BM	826	5	1	140TC	26A05LR14
BM	826	5	2	140TC	26A05L14
BM	826	5	3	140TC	26A05R14
BM	826	7.5	1	140TC	26A07LR14
BM	826	7.5	2	140TC	26A07L14
BM	826	7.5	3	140TC	26A07R14
BM	826	10	1	140TC	26A10LR14
BM	826	10	2	140TC	26A10L14
BM	826	10	3	140TC	26A10R14
BM	826	15	1	140TC	26A15LR14
BM	826	15	2	140TC	26A15L14
BM	826	15	3	140TC	26A15R14
BM	826	20	1	140TC	26A20LR14
BM	826	20	2	140TC	26A20L14
BM	826	20	3	140TC	26A20R14
BM	826	25	1	140TC	26A25LR14
BM	826	25	2	140TC	26A25L14
BM	826	25	3	140TC	26A25R14
BM	826	30	1	140TC	26A30LR14
BM	826	30	2	140TC	26A30L14
BM	826	30	3	140TC	26A30R14
BM	826	40	1	140TC	26A40LR14
BM	826	40	2	140TC	26A40L14
BM	826	40	3	140TC	26A40R14
BM	826	5	1	180TC	26A05LR18
BM	826	5	2	180TC	26A05L18
BM	826	5	3	180TC	26A05R18
BM	826	7.5	1	180TC	26A07LR18
BM	826	7.5	2	180TC	26A07L18
BM	826	7.5	3	180TC	26A07R18
BM	826	10	1	180TC	26A10LR18
BM	826	10	2	180TC	26A10L18
BM	826	10	3	180TC	26A10R18

* On size 826, Grove output shaft dimension of 1.25 inches is different from industry standard of 1.125 inches.

FEATURES/BENEFITS PAGE 2	SPECIFICATION PAGE 8	NOMENCLATURE PAGE 9	RATINGS/DIMENSIONS PAGE 16
-----------------------------	-------------------------	------------------------	-------------------------------



COMPETITOR INTERCHANGE

Grove Quill Input 3.00" CENTER DISTANCE

Quill Input

Add 30BASE for Tigear-2

Grove Nomenclature					Tigear Equivalent
TMQ	830	20	1	56C	30Q20LR56
TMQ	830	20	2	56C	30Q20L56
TMQ	830	20	3	56C	30Q20R56
TMQ	830	25	1	56C	30Q25LR56
TMQ	830	25	2	56C	30Q25L56
TMQ	830	25	3	56C	30Q25R56
TMQ	830	30	1	56C	30Q30LR56
TMQ	830	30	2	56C	30Q30L56
TMQ	830	30	3	56C	30Q30R56
TMQ	830	40	1	56C	30Q40LR56
TMQ	830	40	2	56C	30Q40L56
TMQ	830	40	3	56C	30Q40R56
TMQ	830	50	1	56C	30Q50LR56
TMQ	830	50	2	56C	30Q50L56
TMQ	830	50	3	56C	30Q50R56
TMQ	830	60	1	56C	30Q60LR56
TMQ	830	60	2	56C	30Q60L56
TMQ	830	60	3	56C	30Q60R56
TMQ	830	5	1	140TC	30Q05LR14
TMQ	830	5	2	140TC	30Q05L14
TMQ	830	5	3	140TC	30Q05R14
TMQ	830	10	1	140TC	30Q10LR14
TMQ	830	10	2	140TC	30Q10L14
TMQ	830	10	3	140TC	30Q10R14
TMQ	830	15	1	140TC	30Q15LR14
TMQ	830	15	2	140TC	30Q15L14
TMQ	830	15	3	140TC	30Q15R14
TMQ	830	20	1	140TC	30Q20LR14
TMQ	830	20	2	140TC	30Q20L14
TMQ	830	20	3	140TC	30Q20R14
TMQ	830	25	1	140TC	30Q25LR14
TMQ	830	25	2	140TC	30Q25L14
TMQ	830	25	3	140TC	30Q25R14
TMQ	830	30	1	140TC	30Q30LR14
TMQ	830	30	2	140TC	30Q30L14
TMQ	830	30	3	140TC	30Q30R14
TMQ	830	40	1	140TC	30Q40LR14
TMQ	830	40	2	140TC	30Q40L14
TMQ	830	40	3	140TC	30Q40R14
TMQ	830	50	1	140TC	30Q50LR14
TMQ	830	50	2	140TC	30Q50L14
TMQ	830	50	3	140TC	30Q50R14
TMQ	830	60	1	140TC	30Q60LR14
TMQ	830	60	2	140TC	30Q60L14
TMQ	830	60	3	140TC	30Q60R14
TMQ	830	5	1	180TC	30Q05LR18
TMQ	830	5	2	180TC	30Q05L18
TMQ	830	5	3	180TC	30Q05R18
TMQ	830	10	1	180TC	30Q10LR18
TMQ	830	10	2	180TC	30Q10L18
TMQ	830	10	3	180TC	30Q10R18
TMQ	830	15	1	180TC	30Q15LR18
TMQ	830	15	2	180TC	30Q15L18
TMQ	830	15	3	180TC	30Q15R18
TMQ	830	20	1	180TC	30Q20LR18
TMQ	830	20	2	180TC	30Q20L18
TMQ	830	20	3	180TC	30Q20R18
TMQ	830	25	1	180TC	30Q25LR18
TMQ	830	25	2	180TC	30Q25L18
TMQ	830	25	3	180TC	30Q25R18

Grove Nomenclature					Tigear Equivalent
BMQ	830	20	1	56C	30Q20LR56
BMQ	830	20	2	56C	30Q20L56
BMQ	830	20	3	56C	30Q20R56
BMQ	830	25	1	56C	30Q25LR56
BMQ	830	25	2	56C	30Q25L56
BMQ	830	25	3	56C	30Q25R56
BMQ	830	30	1	56C	30Q30LR56
BMQ	830	30	2	56C	30Q30L56
BMQ	830	30	3	56C	30Q30R56
BMQ	830	40	1	56C	30Q40LR56
BMQ	830	40	2	56C	30Q40L56
BMQ	830	40	3	56C	30Q40R56
BMQ	830	50	1	56C	30Q50LR56
BMQ	830	50	2	56C	30Q50L56
BMQ	830	50	3	56C	30Q50R56
BMQ	830	60	1	56C	30Q60LR56
BMQ	830	60	2	56C	30Q60L56
BMQ	830	60	3	56C	30Q60R56
BMQ	830	5	1	140TC	30Q05LR14
BMQ	830	5	2	140TC	30Q05L14
BMQ	830	5	3	140TC	30Q05R14
BMQ	830	10	1	140TC	30Q10LR14
BMQ	830	10	2	140TC	30Q10L14
BMQ	830	10	3	140TC	30Q10R14
BMQ	830	15	1	140TC	30Q15LR14
BMQ	830	15	2	140TC	30Q15L14
BMQ	830	15	3	140TC	30Q15R14
BMQ	830	20	1	140TC	30Q20LR14
BMQ	830	20	2	140TC	30Q20L14
BMQ	830	20	3	140TC	30Q20R14
BMQ	830	25	1	140TC	30Q25LR14
BMQ	830	25	2	140TC	30Q25L14
BMQ	830	25	3	140TC	30Q25R14
BMQ	830	30	1	140TC	30Q30LR14
BMQ	830	30	2	140TC	30Q30L14
BMQ	830	30	3	140TC	30Q30R14
BMQ	830	40	1	140TC	30Q40LR14
BMQ	830	40	2	140TC	30Q40L14
BMQ	830	40	3	140TC	30Q40R14
BMQ	830	50	1	140TC	30Q50LR14
BMQ	830	50	2	140TC	30Q50L14
BMQ	830	50	3	140TC	30Q50R14
BMQ	830	60	1	140TC	30Q60LR14
BMQ	830	60	2	140TC	30Q60L14
BMQ	830	60	3	140TC	30Q60R14
BMQ	830	5	1	180TC	30Q05LR18
BMQ	830	5	2	180TC	30Q05L18
BMQ	830	5	3	180TC	30Q05R18
BMQ	830	10	1	180TC	30Q10LR18
BMQ	830	10	2	180TC	30Q10L18
BMQ	830	10	3	180TC	30Q10R18
BMQ	830	15	1	180TC	30Q15LR18
BMQ	830	15	2	180TC	30Q15L18
BMQ	830	15	3	180TC	30Q15R18
BMQ	830	20	1	180TC	30Q20LR18
BMQ	830	20	2	180TC	30Q20L18
BMQ	830	20	3	180TC	30Q20R18
BMQ	830	25	1	180TC	30Q25LR18
BMQ	830	25	2	180TC	30Q25L18
BMQ	830	25	3	180TC	30Q25R18

FEATURES/BENEFITS PAGE 2	SPECIFICATION PAGE 8	NOMENCLATURE PAGE 9	RATINGS/DIMENSIONS PAGE 16
-----------------------------	-------------------------	------------------------	-------------------------------



COMPETITOR INTERCHANGE

Grove Coupled Input 3.00" CENTER DISTANCE

Coupled Input

Add 30BASE for Tigear-2

Grove Nomenclature					Tigear Equivalent
TM	830	20	1	56C	30A20LR56
TM	830	20	2	56C	30A20L56
TM	830	20	3	56C	30A20R56
TM	830	25	1	56C	30A25LR56
TM	830	25	2	56C	30A25L56
TM	830	25	3	56C	30A25R56
TM	830	30	1	56C	30A30LR56
TM	830	30	2	56C	30A30L56
TM	830	30	3	56C	30A30R56
TM	830	40	1	56C	30A40LR56
TM	830	40	2	56C	30A40L56
TM	830	40	3	56C	30A40R56
TM	830	50	1	56C	30A50LR56
TM	830	50	2	56C	30A50L56
TM	830	50	3	56C	30A50R56
TM	830	60	1	56C	30A60LR56
TM	830	60	2	56C	30A60L56
TM	830	60	3	56C	30A60R56
TM	830	5	1	140TC	30A05LR14
TM	830	5	2	140TC	30A05L14
TM	830	5	3	140TC	30A05R14
TM	830	10	1	140TC	30A10LR14
TM	830	10	2	140TC	30A10L14
TM	830	10	3	140TC	30A10R14
TM	830	15	1	140TC	30A15LR14
TM	830	15	2	140TC	30A15L14
TM	830	15	3	140TC	30A15R14
TM	830	20	1	140TC	30A20LR14
TM	830	20	2	140TC	30A20L14
TM	830	20	3	140TC	30A20R14
TM	830	25	1	140TC	30A25LR14
TM	830	25	2	140TC	30A25L14
TM	830	25	3	140TC	30A25R14
TM	830	30	1	140TC	30A30LR14
TM	830	30	2	140TC	30A30L14
TM	830	30	3	140TC	30A30R14
TM	830	40	1	140TC	30A40LR14
TM	830	40	2	140TC	30A40L14
TM	830	40	3	140TC	30A40R14
TM	830	50	1	140TC	30A50LR14
TM	830	50	2	140TC	30A50L14
TM	830	50	3	140TC	30A50R14
TM	830	60	1	140TC	30A60LR14
TM	830	60	2	140TC	30A60L14
TM	830	60	3	140TC	30A60R14
TM	830	5	1	180TC	30A05LR18
TM	830	5	2	180TC	30A05L18
TM	830	5	3	180TC	30A05R18
TM	830	10	1	180TC	30A10LR18
TM	830	10	2	180TC	30A10L18
TM	830	10	3	180TC	30A10R18
TM	830	15	1	180TC	30A15LR18
TM	830	15	2	180TC	30A15L18
TM	830	15	3	180TC	30A15R18
TM	830	20	1	180TC	30A20LR18
TM	830	20	2	180TC	30A20L18
TM	830	20	3	180TC	30A20R18
TM	830	25	1	180TC	30A25LR18
TM	830	25	2	180TC	30A25L18
TM	830	25	3	180TC	30A25R18

Grove Nomenclature					Tigear Equivalent
BM	830	20	1	56C	30A20LR56
BM	830	20	2	56C	30A20L56
BM	830	20	3	56C	30A20R56
BM	830	25	1	56C	30A25LR56
BM	830	25	2	56C	30A25L56
BM	830	25	3	56C	30A25R56
BM	830	30	1	56C	30A30LR56
BM	830	30	2	56C	30A30L56
BM	830	30	3	56C	30A30R56
BM	830	40	1	56C	30A40LR56
BM	830	40	2	56C	30A40L56
BM	830	40	3	56C	30A40R56
BM	830	50	1	56C	30A50LR56
BM	830	50	2	56C	30A50L56
BM	830	50	3	56C	30A50R56
BM	830	60	1	56C	30A60LR56
BM	830	60	2	56C	30A60L56
BM	830	60	3	56C	30A60R56
BM	830	5	1	140TC	30A05LR14
BM	830	5	2	140TC	30A05L14
BM	830	5	3	140TC	30A05R14
BM	830	10	1	140TC	30A10LR14
BM	830	10	2	140TC	30A10L14
BM	830	10	3	140TC	30A10R14
BM	830	15	1	140TC	30A15LR14
BM	830	15	2	140TC	30A15L14
BM	830	15	3	140TC	30A15R14
BM	830	20	1	140TC	30A20LR14
BM	830	20	2	140TC	30A20L14
BM	830	20	3	140TC	30A20R14
BM	830	25	1	140TC	30A25LR14
BM	830	25	2	140TC	30A25L14
BM	830	25	3	140TC	30A25R14
BM	830	30	1	140TC	30A30LR14
BM	830	30	2	140TC	30A30L14
BM	830	30	3	140TC	30A30R14
BM	830	40	1	140TC	30A40LR14
BM	830	40	2	140TC	30A40L14
BM	830	40	3	140TC	30A40R14
BM	830	50	1	140TC	30A50LR14
BM	830	50	2	140TC	30A50L14
BM	830	50	3	140TC	30A50R14
BM	830	60	1	140TC	30A60LR14
BM	830	60	2	140TC	30A60L14
BM	830	60	3	140TC	30A60R14
BM	830	5	1	180TC	30A05LR18
BM	830	5	2	180TC	30A05L18
BM	830	5	3	180TC	30A05R18
BM	830	10	1	180TC	30A10LR18
BM	830	10	2	180TC	30A10L18
BM	830	10	3	180TC	30A10R18
BM	830	15	1	180TC	30A15LR18
BM	830	15	2	180TC	30A15L18
BM	830	15	3	180TC	30A15R18
BM	830	20	1	180TC	30A20LR18
BM	830	20	2	180TC	30A20L18
BM	830	20	3	180TC	30A20R18
BM	830	25	1	180TC	30A25LR18
BM	830	25	2	180TC	30A25L18
BM	830	25	3	180TC	30A25R18



COMPETITOR INTERCHANGE

Grove Quill Input 3.25" CENTER DISTANCE

Quill Input

Add 35BASE for Tigear-2

Grove Nomenclature					Tigear Equivalent
TMQ	832	30	1	56C	35Q30LR56
TMQ	832	30	2	56C	35Q30L56
TMQ	832	30	3	56C	35Q30R56
TMQ	832	40	1	56C	35Q40LR56
TMQ	832	40	2	56C	35Q40L56
TMQ	832	40	3	56C	35Q40R56
TMQ	832	50	1	56C	35Q50LR56
TMQ	832	50	2	56C	35Q50L56
TMQ	832	50	3	56C	35Q50R56
TMQ	832	60	1	56C	35Q60LR56
TMQ	832	60	2	56C	35Q60L56
TMQ	832	60	3	56C	35Q60R56
TMQ	832	5	1	140TC	35Q05LR14
TMQ	832	5	2	140TC	35Q05L14
TMQ	832	5	3	140TC	35Q05R14
TMQ	832	10	1	140TC	35Q10LR14
TMQ	832	10	2	140TC	35Q10L14
TMQ	832	10	3	140TC	35Q10R14
TMQ	832	15	1	140TC	35Q15LR14
TMQ	832	15	2	140TC	35Q15L14
TMQ	832	15	3	140TC	35Q15R14
TMQ	832	20	1	140TC	35Q20LR14
TMQ	832	20	2	140TC	35Q20L14
TMQ	832	20	3	140TC	35Q20R14
TMQ	832	25	1	140TC	35Q25LR14
TMQ	832	25	2	140TC	35Q25L14
TMQ	832	25	3	140TC	35Q25R14
TMQ	832	30	1	140TC	35Q30LR14
TMQ	832	30	2	140TC	35Q30L14
TMQ	832	30	3	140TC	35Q30R14
TMQ	832	40	1	140TC	35Q40LR14
TMQ	832	40	2	140TC	35Q40L14
TMQ	832	40	3	140TC	35Q40R14
TMQ	832	50	1	140TC	35Q50LR14
TMQ	832	50	2	140TC	35Q50L14
TMQ	832	50	3	140TC	35Q50R14
TMQ	832	60	1	140TC	35Q60LR14
TMQ	832	60	2	140TC	35Q60L14
TMQ	832	60	3	140TC	35Q60R14
TMQ	832	5	1	180TC	35Q05LR18
TMQ	832	5	2	180TC	35Q05L18
TMQ	832	5	3	180TC	35Q05R18
TMQ	832	10	1	180TC	35Q10LR18
TMQ	832	10	2	180TC	35Q10L18
TMQ	832	10	3	180TC	35Q10R18
TMQ	832	15	1	180TC	35Q15LR18
TMQ	832	15	2	180TC	35Q15L18
TMQ	832	15	3	180TC	35Q15R18
TMQ	832	20	1	180TC	35Q20LR18
TMQ	832	20	2	180TC	35Q20L18
TMQ	832	20	3	180TC	35Q20R18
TMQ	832	25	1	180TC	35Q25LR18
TMQ	832	25	2	180TC	35Q25L18
TMQ	832	25	3	180TC	35Q25R18
TMQ	832	30	1	180TC	35Q30LR18
TMQ	832	30	2	180TC	35Q30L18
TMQ	832	30	3	180TC	35Q30R18

Grove Nomenclature					Tigear Equivalent
BMQ	832	30	1	56C	35Q30LR56
BMQ	832	30	2	56C	35Q30L56
BMQ	832	30	3	56C	35Q30R56
BMQ	832	40	1	56C	35Q40LR56
BMQ	832	40	2	56C	35Q40L56
BMQ	832	40	3	56C	35Q40R56
BMQ	832	50	1	56C	35Q50LR56
BMQ	832	50	2	56C	35Q50L56
BMQ	832	50	3	56C	35Q50R56
BMQ	832	60	1	56C	35Q60LR56
BMQ	832	60	2	56C	35Q60L56
BMQ	832	60	3	56C	35Q60R56
BMQ	832	5	1	140TC	35Q05LR14
BMQ	832	5	2	140TC	35Q05L14
BMQ	832	5	3	140TC	35Q05R14
BMQ	832	10	1	140TC	35Q10LR14
BMQ	832	10	2	140TC	35Q10L14
BMQ	832	10	3	140TC	35Q10R14
BMQ	832	15	1	140TC	35Q15LR14
BMQ	832	15	2	140TC	35Q15L14
BMQ	832	15	3	140TC	35Q15R14
BMQ	832	20	1	140TC	35Q20LR14
BMQ	832	20	2	140TC	35Q20L14
BMQ	832	20	3	140TC	35Q20R14
BMQ	832	25	1	140TC	35Q25LR14
BMQ	832	25	2	140TC	35Q25L14
BMQ	832	25	3	140TC	35Q25R14
BMQ	832	30	1	140TC	35Q30LR14
BMQ	832	30	2	140TC	35Q30L14
BMQ	832	30	3	140TC	35Q30R14
BMQ	832	40	1	140TC	35Q40LR14
BMQ	832	40	2	140TC	35Q40L14
BMQ	832	40	3	140TC	35Q40R14
BMQ	832	50	1	140TC	35Q50LR14
BMQ	832	50	2	140TC	35Q50L14
BMQ	832	50	3	140TC	35Q50R14
BMQ	832	60	1	140TC	35Q60LR14
BMQ	832	60	2	140TC	35Q60L14
BMQ	832	60	3	140TC	35Q60R14
BMQ	832	5	1	180TC	35Q05LR18
BMQ	832	5	2	180TC	35Q05L18
BMQ	832	5	3	180TC	35Q05R18
BMQ	832	10	1	180TC	35Q10LR18
BMQ	832	10	2	180TC	35Q10L18
BMQ	832	10	3	180TC	35Q10R18
BMQ	832	15	1	180TC	35Q15LR18
BMQ	832	15	2	180TC	35Q15L18
BMQ	832	15	3	180TC	35Q15R18
BMQ	832	20	1	180TC	35Q20LR18
BMQ	832	20	2	180TC	35Q20L18
BMQ	832	20	3	180TC	35Q20R18
BMQ	832	25	1	180TC	35Q25LR18
BMQ	832	25	2	180TC	35Q25L18
BMQ	832	25	3	180TC	35Q25R18
BMQ	832	30	1	180TC	35Q30LR18
BMQ	832	30	2	180TC	35Q30L18
BMQ	832	30	3	180TC	35Q30R18



COMPETITOR INTERCHANGE

Grove Coupled Input 3.25" CENTER DISTANCE

Coupled Input

Add 35BASE for Tigear-2

Grove Nomenclature					Tigear Equivalent
TM	832	30	1	56C	35A30LR56
TM	832	30	2	56C	35A30L56
TM	832	30	3	56C	35A30R56
TM	832	40	1	56C	35A40LR56
TM	832	40	2	56C	35A40L56
TM	832	40	3	56C	35A40R56
TM	832	50	1	56C	35A50LR56
TM	832	50	2	56C	35A50L56
TM	832	50	3	56C	35A50R56
TM	832	60	1	56C	35A60LR56
TM	832	60	2	56C	35A60L56
TM	832	60	3	56C	35A60R56
TM	832	5	1	140TC	35A05LR14
TM	832	5	2	140TC	35A05L14
TM	832	5	3	140TC	35A05R14
TM	832	10	1	140TC	35A10LR14
TM	832	10	2	140TC	35A10L14
TM	832	10	3	140TC	35A10R14
TM	832	15	1	140TC	35A15LR14
TM	832	15	2	140TC	35A15L14
TM	832	15	3	140TC	35A15R14
TM	832	20	1	140TC	35A20LR14
TM	832	20	2	140TC	35A20L14
TM	832	20	3	140TC	35A20R14
TM	832	25	1	140TC	35A25LR14
TM	832	25	2	140TC	35A25L14
TM	832	25	3	140TC	35A25R14
TM	832	30	1	140TC	35A30LR14
TM	832	30	2	140TC	35A30L14
TM	832	30	3	140TC	35A30R14
TM	832	40	1	140TC	35A40LR14
TM	832	40	2	140TC	35A40L14
TM	832	40	3	140TC	35A40R14
TM	832	50	1	140TC	35A50LR14
TM	832	50	2	140TC	35A50L14
TM	832	50	3	140TC	35A50R14
TM	832	60	1	140TC	35A60LR14
TM	832	60	2	140TC	35A60L14
TM	832	60	3	140TC	35A60R14
TM	832	5	1	180TC	35A05LR18
TM	832	5	2	180TC	35A05L18
TM	832	5	3	180TC	35A05R18
TM	832	10	1	180TC	35A10LR18
TM	832	10	2	180TC	35A10L18
TM	832	10	3	180TC	35A10R18
TM	832	15	1	180TC	35A15LR18
TM	832	15	2	180TC	35A15L18
TM	832	15	3	180TC	35A15R18
TM	832	20	1	180TC	35A20LR18
TM	832	20	2	180TC	35A20L18
TM	832	20	3	180TC	35A20R18
TM	832	25	1	180TC	35A25LR18
TM	832	25	2	180TC	35A25L18
TM	832	25	3	180TC	35A25R18
TM	832	30	1	180TC	35A30LR18
TM	832	30	2	180TC	35A30L18
TM	832	30	3	180TC	35A30R18

Grove Nomenclature					Tigear Equivalent
BM	832	30	1	56C	35A30LR56
BM	832	30	2	56C	35A30L56
BM	832	30	3	56C	35A30R56
BM	832	40	1	56C	35A40LR56
BM	832	40	2	56C	35A40L56
BM	832	40	3	56C	35A40R56
BM	832	50	1	56C	35A50LR56
BM	832	50	2	56C	35A50L56
BM	832	50	3	56C	35A50R56
BM	832	60	1	56C	35A60LR56
BM	832	60	2	56C	35A60L56
BM	832	60	3	56C	35A60R56
BM	832	5	1	140TC	35A05LR14
BM	832	5	2	140TC	35A05L14
BM	832	5	3	140TC	35A05R14
BM	832	10	1	140TC	35A10LR14
BM	832	10	2	140TC	35A10L14
BM	832	10	3	140TC	35A10R14
BM	832	15	1	140TC	35A15LR14
BM	832	15	2	140TC	35A15L14
BM	832	15	3	140TC	35A15R14
BM	832	20	1	140TC	35A20LR14
BM	832	20	2	140TC	35A20L14
BM	832	20	3	140TC	35A20R14
BM	832	25	1	140TC	35A25LR14
BM	832	25	2	140TC	35A25L14
BM	832	25	3	140TC	35A25R14
BM	832	30	1	140TC	35A30LR14
BM	832	30	2	140TC	35A30L14
BM	832	30	3	140TC	35A30R14
BM	832	40	1	140TC	35A40LR14
BM	832	40	2	140TC	35A40L14
BM	832	40	3	140TC	35A40R14
BM	832	50	1	140TC	35A50LR14
BM	832	50	2	140TC	35A50L14
BM	832	50	3	140TC	35A50R14
BM	832	60	1	140TC	35A60LR14
BM	832	60	2	140TC	35A60L14
BM	832	60	3	140TC	35A60R14
BM	832	5	1	180TC	35A05LR18
BM	832	5	2	180TC	35A05L18
BM	832	5	3	180TC	35A05R18
BM	832	10	1	180TC	35A10LR18
BM	832	10	2	180TC	35A10L18
BM	832	10	3	180TC	35A10R18
BM	832	15	1	180TC	35A15LR18
BM	832	15	2	180TC	35A15L18
BM	832	15	3	180TC	35A15R18
BM	832	20	1	180TC	35A20LR18
BM	832	20	2	180TC	35A20L18
BM	832	20	3	180TC	35A20R18
BM	832	25	1	180TC	35A25LR18
BM	832	25	2	180TC	35A25L18
BM	832	25	3	180TC	35A25R18
BM	832	30	1	180TC	35A30LR18
BM	832	30	2	180TC	35A30L18
BM	832	30	3	180TC	35A30R18

FEATURES/BENEFITS PAGE 2	SPECIFICATION PAGE 8	NOMENCLATURE PAGE 9	RATINGS/DIMENSIONS PAGE 16
-----------------------------	-------------------------	------------------------	-------------------------------



COMPETITOR INTERCHANGE

Grove Quill Input 4.25" CENTER DISTANCE

Quill Input

Add 40BASE for Tigear-2

Grove Nomenclature					Tigear Equivalent
TMQ	842	40	1	140TC	40Q40LR14
TMQ	842	40	2	140TC	40Q40L14
TMQ	842	40	3	140TC	40Q40R14
TMQ	842	50	1	140TC	40Q50LR14
TMQ	842	50	2	140TC	40Q50L14
TMQ	842	50	3	140TC	40Q50R14
TMQ	842	60	1	140TC	40Q60LR14
TMQ	842	60	2	140TC	40Q60L14
TMQ	842	60	3	140TC	40Q60R14
TMQ	842	15	1	180TC	40Q15LR18
TMQ	842	15	2	180TC	40Q15L18
TMQ	842	15	3	180TC	40Q15R18
TMQ	842	20	1	180TC	40Q20LR18
TMQ	842	20	2	180TC	40Q20L18
TMQ	842	20	3	180TC	40Q20R18
TMQ	842	25	1	180TC	40Q25LR18
TMQ	842	25	2	180TC	40Q25L18
TMQ	842	25	3	180TC	40Q25R18
TMQ	842	30	1	180TC	40Q30LR18
TMQ	842	30	2	180TC	40Q30L18
TMQ	842	30	3	180TC	40Q30R18
TMQ	842	40	1	180TC	40Q40LR18
TMQ	842	40	2	180TC	40Q40L18
TMQ	842	40	3	180TC	40Q40R18
TMQ	842	50	1	180TC	40Q50LR18
TMQ	842	50	2	180TC	40Q50L18
TMQ	842	50	3	180TC	40Q50R18
TMQ	842	60	1	180TC	40Q60LR18
TMQ	842	60	2	180TC	40Q60L18
TMQ	842	60	3	180TC	40Q60R18
TMQ	842	5	1	210TC	40Q05LR21
TMQ	842	5	2	210TC	40Q05L21
TMQ	842	5	3	210TC	40Q05R21
TMQ	842	10	1	210TC	40Q10LR21
TMQ	842	10	2	210TC	40Q10L21
TMQ	842	10	3	210TC	40Q10R21
TMQ	842	15	1	210TC	40Q15LR21
TMQ	842	15	2	210TC	40Q15L21
TMQ	842	15	3	210TC	40Q15R21
TMQ	842	20	1	210TC	40Q20LR21
TMQ	842	20	2	210TC	40Q20L21
TMQ	842	20	3	210TC	40Q20R21
TMQ	842	5	1	250TC	40Q05LR25
TMQ	842	5	2	250TC	40Q05L25
TMQ	842	5	3	250TC	40Q05R25

Grove Nomenclature					Tigear Equivalent
BMQ	842	40	1	140TC	40Q40LR14
BMQ	842	40	2	140TC	40Q40L14
BMQ	842	40	3	140TC	40Q40R14
BMQ	842	50	1	140TC	40Q50LR14
BMQ	842	50	2	140TC	40Q50L14
BMQ	842	50	3	140TC	40Q50R14
BMQ	842	60	1	140TC	40Q60LR14
BMQ	842	60	2	140TC	40Q60L14
BMQ	842	60	3	140TC	40Q60R14
BMQ	842	15	1	180TC	40Q15LR18
BMQ	842	15	2	180TC	40Q15L18
BMQ	842	15	3	180TC	40Q15R18
BMQ	842	20	1	180TC	40Q20LR18
BMQ	842	20	2	180TC	40Q20L18
BMQ	842	20	3	180TC	40Q20R18
BMQ	842	25	1	180TC	40Q25LR18
BMQ	842	25	2	180TC	40Q25L18
BMQ	842	25	3	180TC	40Q25R18
BMQ	842	30	1	180TC	40Q30LR18
BMQ	842	30	2	180TC	40Q30L18
BMQ	842	30	3	180TC	40Q30R18
BMQ	842	40	1	180TC	40Q40LR18
BMQ	842	40	2	180TC	40Q40L18
BMQ	842	40	3	180TC	40Q40R18
BMQ	842	50	1	180TC	40Q50LR18
BMQ	842	50	2	180TC	40Q50L18
BMQ	842	50	3	180TC	40Q50R18
BMQ	842	60	1	180TC	40Q60LR18
BMQ	842	60	2	180TC	40Q60L18
BMQ	842	60	3	180TC	40Q60R18
BMQ	842	5	1	210TC	40Q05LR21
BMQ	842	5	2	210TC	40Q05L21
BMQ	842	5	3	210TC	40Q05R21
BMQ	842	10	1	210TC	40Q10LR21
BMQ	842	10	2	210TC	40Q10L21
BMQ	842	10	3	210TC	40Q10R21
BMQ	842	15	1	210TC	40Q15LR21
BMQ	842	15	1	210TC	40Q15LR21
BMQ	842	15	1	210TC	40Q15LR21
BMQ	842	20	1	210TC	40Q20LR21
BMQ	842	20	2	210TC	40Q20L21
BMQ	842	20	3	210TC	40Q20R21
BMQ	842	5	1	250TC	40Q05LR25
BMQ	842	5	2	250TC	40Q05L25
BMQ	842	5	3	250TC	40Q05R25

Helical Attachment

Accessories

Mod Express

Engineering /
Mounting Positions

Competitor
Interchange

Renewal Parts

Part Number Index



COMPETITOR INTERCHANGE

Grove Coupled Input 4.25" CENTER DISTANCE

Coupled Input

Add 40BASE for Tigear-2

Grove Nomenclature					Tigear Equivalent
TM	842	40	1	140TC	40A40LR14
TM	842	40	2	140TC	40A40L14
TM	842	40	3	140TC	40A40R14
TM	842	50	1	140TC	40A50LR14
TM	842	50	2	140TC	40A50L14
TM	842	50	3	140TC	40A50R14
TM	842	60	1	140TC	40A60LR14
TM	842	60	2	140TC	40A60L14
TM	842	60	3	140TC	40A60R14
TM	842	15	1	180TC	40A15LR18
TM	842	15	2	180TC	40A15L18
TM	842	15	3	180TC	40A15R18
TM	842	20	1	180TC	40A20LR18
TM	842	20	2	180TC	40A20L18
TM	842	20	3	180TC	40A20R18
TM	842	25	1	180TC	40A25LR18
TM	842	25	2	180TC	40A25L18
TM	842	25	3	180TC	40A25R18
TM	842	30	1	180TC	40A30LR18
TM	842	30	2	180TC	40A30L18
TM	842	30	3	180TC	40A30R18
TM	842	40	1	180TC	40A40LR18
TM	842	40	2	180TC	40A40L18
TM	842	40	3	180TC	40A40R18
TM	842	50	1	180TC	40A50LR18
TM	842	50	2	180TC	40A50L18
TM	842	50	3	180TC	40A50R18
TM	842	60	1	180TC	40A60LR18
TM	842	60	2	180TC	40A60L18
TM	842	60	3	180TC	40A60R18
TM	842	5	1	210TC	40A05LR21
TM	842	5	2	210TC	40A05L21
TM	842	5	3	210TC	40A05R21
TM	842	10	1	210TC	40A10LR21
TM	842	10	2	210TC	40A10L21
TM	842	10	3	210TC	40A10R21
TM	842	15	1	210TC	40A15LR21
TM	842	15	2	210TC	40A15L21
TM	842	15	3	210TC	40A15R21
TM	842	20	1	210TC	40A20LR21
TM	842	20	2	210TC	40A20L21
TM	842	20	3	210TC	40A20R21
TM	842	5	1	250TC	40A05LR25
TM	842	5	2	250TC	40A05L25
TM	842	5	3	250TC	40A05R25

Grove Nomenclature					Tigear Equivalent
BM	842	40	1	140TC	40A40LR14
BM	842	40	2	140TC	40A40L14
BM	842	40	3	140TC	40A40R14
BM	842	50	1	140TC	40A50LR14
BM	842	50	2	140TC	40A50L14
BM	842	50	3	140TC	40A50R14
BM	842	60	1	140TC	40A60LR14
BM	842	60	2	140TC	40A60L14
BM	842	60	3	140TC	40A60R14
BM	842	15	1	180TC	40A15LR18
BM	842	15	2	180TC	40A15L18
BM	842	15	3	180TC	40A15R18
BM	842	20	1	180TC	40A20LR18
BM	842	20	2	180TC	40A20L18
BM	842	20	3	180TC	40A20R18
BM	842	25	1	180TC	40A25LR18
BM	842	25	2	180TC	40A25L18
BM	842	25	3	180TC	40A25R18
BM	842	30	1	180TC	40A30LR18
BM	842	30	2	180TC	40A30L18
BM	842	30	3	180TC	40A30R18
BM	842	40	1	180TC	40A40LR18
BM	842	40	2	180TC	40A40L18
BM	842	40	3	180TC	40A40R18
BM	842	50	1	180TC	40A50LR18
BM	842	50	2	180TC	40A50L18
BM	842	50	3	180TC	40A50R18
BM	842	60	1	180TC	40A60LR18
BM	842	60	2	180TC	40A60L18
BM	842	60	3	180TC	40A60R18
BM	842	5	1	210TC	40A05LR21
BM	842	5	2	210TC	40A05L21
BM	842	5	3	210TC	40A05R21
BM	842	10	1	210TC	40A10LR21
BM	842	10	2	210TC	40A10L21
BM	842	10	3	210TC	40A10R21
BM	842	15	1	210TC	40A15LR21
BM	842	15	2	210TC	40A15L21
BM	842	15	3	210TC	40A15R21
BM	842	20	1	210TC	40A20LR21
BM	842	20	2	210TC	40A20L21
BM	842	20	3	210TC	40A20R21
BM	842	5	1	250TC	40A05LR25
BM	842	5	2	250TC	40A05L25
BM	842	5	3	250TC	40A05R25

Helical Attachment

Accessories

Mod Express

Engineering /
Mounting Positions

Competitor
Interchange

Renewal Parts

Part Number Index



COMPETITOR INTERCHANGE

Morse Quill Input 1.33" CENTER DISTANCE

Quill Input (with base)

Add 13BASE for Tigear-2

Morse Nomenclature					Tigear Equivalent
133	QT	56	L	5	13Q05L56
133	QT	56	R	5	13Q05R56
133	QT	56	LR	5	13Q05LR56
133	QT	56	L	10	13Q10L56
133	QT	56	R	10	13Q10R56
133	QT	56	LR	10	13Q10LR56
133	QT	56	L	15	13Q15L56
133	QT	56	R	15	13Q15R56
133	QT	56	LR	15	13Q15LR56
133	QT	56	L	20	13Q20L56
133	QT	56	R	20	13Q20R56
133	QT	56	LR	20	13Q20LR56
133	QT	56	L	25	13Q25L56
133	QT	56	R	25	13Q25R56
133	QT	56	LR	25	13Q25LR56
133	QT	56	L	30	13Q30L56
133	QT	56	R	30	13Q30R56
133	QT	56	LR	30	13Q30LR56
133	QT	56	L	40	13Q40L56
133	QT	56	R	40	13Q40R56
133	QT	56	LR	40	13Q40LR56
133	QT	56	L	50	13Q50L56
133	QT	56	R	50	13Q50R56
133	QT	56	LR	50	13Q50LR56
133	QT	56	L	60	13Q60L56
133	QT	56	R	60	13Q60R56
133	QT	56	LR	60	13Q60LR56

Quill Input (without base)

Morse Nomenclature					Tigear Equivalent
133	Q	56	L	5	13Q05L56
133	Q	56	R	5	13Q05R56
133	Q	56	LR	5	13Q05LR56
133	Q	56	L	10	13Q10L56
133	Q	56	R	10	13Q10R56
133	Q	56	LR	10	13Q10LR56
133	Q	56	L	15	13Q15L56
133	Q	56	R	15	13Q15R56
133	Q	56	LR	15	13Q15LR56
133	Q	56	L	20	13Q20L56
133	Q	56	R	20	13Q20R56
133	Q	56	LR	20	13Q20LR56
133	Q	56	L	25	13Q25L56
133	Q	56	R	25	13Q25R56
133	Q	56	LR	25	13Q25LR56
133	Q	56	L	30	13Q30L56
133	Q	56	R	30	13Q30R56
133	Q	56	LR	30	13Q30LR56
133	Q	56	L	40	13Q40L56
133	Q	56	R	40	13Q40R56
133	Q	56	LR	40	13Q40LR56
133	Q	56	L	50	13Q50L56
133	Q	56	R	50	13Q50R56
133	Q	56	LR	50	13Q50LR56
133	Q	56	L	60	13Q60L56
133	Q	56	R	60	13Q60R56
133	Q	56	LR	60	13Q60LR56



COMPETITOR INTERCHANGE

Morse Coupled Input 1.33" CENTER DISTANCE

Coupled Input (with base)

Add 13BASE for Tigear-2

Morse Nomenclature					Tigear Equivalent
133	CT	56	L	5	13A05L56
133	CT	56	R	5	13A05R56
133	CT	56	LR	5	13A05LR56
133	CT	56	L	10	13A10L56
133	CT	56	R	10	13A10R56
133	CT	56	LR	10	13A10LR56
133	CT	56	L	15	13A15L56
133	CT	56	R	15	13A15R56
133	CT	56	LR	15	13A15LR56
133	CT	56	L	20	13A20L56
133	CT	56	R	20	13A20R56
133	CT	56	LR	20	13A20LR56
133	CT	56	L	25	13A25L56
133	CT	56	R	25	13A25R56
133	CT	56	LR	25	13A25LR56
133	CT	56	L	30	13A30L56
133	CT	56	R	30	13A30R56
133	CT	56	LR	30	13A30LR56
133	CT	56	L	40	13A40L56
133	CT	56	R	40	13A40R56
133	CT	56	LR	40	13A40LR56
133	CT	56	L	50	13A50L56
133	CT	56	R	50	13A50R56
133	CT	56	LR	50	13A50LR56
133	CT	56	L	60	13A60L56
133	CT	56	R	60	13A60R56
133	CT	56	LR	60	13A60LR56

Coupled Input (without base)

Morse Nomenclature					Tigear Equivalent
133	C	56	L	5	13A05L56
133	C	56	R	5	13A05R56
133	C	56	LR	5	13A05LR56
133	C	56	L	10	13A10L56
133	C	56	R	10	13A10R56
133	C	56	LR	10	13A10LR56
133	C	56	L	15	13A15L56
133	C	56	R	15	13A15R56
133	C	56	LR	15	13A15LR56
133	C	56	L	20	13A20L56
133	C	56	R	20	13A20R56
133	C	56	LR	20	13A20LR56
133	C	56	L	25	13A25L56
133	C	56	R	25	13A25R56
133	C	56	LR	25	13A25LR56
133	C	56	L	30	13A30L56
133	C	56	R	30	13A30R56
133	C	56	LR	30	13A30LR56
133	C	56	L	40	13A40L56
133	C	56	R	40	13A40R56
133	C	56	LR	40	13A40LR56
133	C	56	L	50	13A50L56
133	C	56	R	50	13A50R56
133	C	56	LR	50	13A50LR56
133	C	56	L	60	13A60L56
133	C	56	R	60	13A60R56
133	C	56	LR	60	13A60LR56

Helical Attachment

Accessories

Mod Express

Engineering /
Mounting Positions

Competitor
Interchange

Renewal Parts

Part Number Index



COMPETITOR INTERCHANGE

Morse Quill Input 1.54" CENTER DISTANCE

Quill Input (with base)

Add 15BASE for Tigear-2

Morse Nomenclature					Tigear Equivalent
154	QT	56	L	5	15Q05L56
154	QT	56	R	5	15Q05R56
154	QT	56	LR	5	15Q05LR56
154	QT	56	L	10	15Q10L56
154	QT	56	R	10	15Q10R56
154	QT	56	LR	10	15Q10LR56
154	QT	56	L	15	15Q15L56
154	QT	56	R	15	15Q15R56
154	QT	56	LR	15	15Q15LR56
154	QT	56	L	20	15Q20L56
154	QT	56	R	20	15Q20R56
154	QT	56	LR	20	15Q20LR56
154	QT	56	L	25	15Q25L56
154	QT	56	R	25	15Q25R56
154	QT	56	LR	25	15Q25LR56
154	QT	56	L	30	15Q30L56
154	QT	56	R	30	15Q30R56
154	QT	56	LR	30	15Q30LR56
154	QT	56	L	40	15Q40L56
154	QT	56	R	40	15Q40R56
154	QT	56	LR	40	15Q40LR56
154	QT	56	L	50	15Q50L56
154	QT	56	R	50	15Q50R56
154	QT	56	LR	50	15Q50LR56
154	QT	56	L	60	15Q60L56
154	QT	56	R	60	15Q60R56
154	QT	56	LR	60	15Q60LR56

Quill Input (without base)

Morse Nomenclature					Tigear Equivalent
154	Q	56	L	5	15Q05L56
154	Q	56	R	5	15Q05R56
154	Q	56	LR	5	15Q05LR56
154	Q	56	L	10	15Q10L56
154	Q	56	R	10	15Q10R56
154	Q	56	LR	10	15Q10LR56
154	Q	56	L	15	15Q15L56
154	Q	56	R	15	15Q15R56
154	Q	56	LR	15	15Q15LR56
154	Q	56	L	20	15Q20L56
154	Q	56	R	20	15Q20R56
154	Q	56	LR	20	15Q20LR56
154	Q	56	L	25	15Q25L56
154	Q	56	R	25	15Q25R56
154	Q	56	LR	25	15Q25LR56
154	Q	56	L	30	15Q30L56
154	Q	56	R	30	15Q30R56
154	Q	56	LR	30	15Q30LR56
154	Q	56	L	40	15Q40L56
154	Q	56	R	40	15Q40R56
154	Q	56	LR	40	15Q40LR56
154	Q	56	L	50	15Q50L56
154	Q	56	R	50	15Q50R56
154	Q	56	LR	50	15Q50LR56
154	Q	56	L	60	15Q60L56
154	Q	56	R	60	15Q60R56
154	Q	56	LR	60	15Q60LR56

Helical Attachment

Accessories

Mod Express

Engineering /
Mounting Positions

Competitor
Interchange

Renewal Parts

Part Number Index



COMPETITOR INTERCHANGE

Morse Coupled Input 1.54" CENTER DISTANCE

Coupled Input (with base)

Add 15BASE for Tigear-2

Morse Nomenclature					Tigear Equivalent
154	CT	56	L	5	15A05L56
154	CT	56	R	5	15A05R56
154	CT	56	LR	5	15A05LR56
154	CT	56	L	10	15A10L56
154	CT	56	R	10	15A10R56
154	CT	56	LR	10	15A10LR56
154	CT	56	L	15	15A15L56
154	CT	56	R	15	15A15R56
154	CT	56	LR	15	15A15LR56
154	CT	56	L	20	15A20L56
154	CT	56	R	20	15A20R56
154	CT	56	LR	20	15A20LR56
154	CT	56	L	25	15A25L56
154	CT	56	R	25	15A25R56
154	CT	56	LR	25	15A25LR56
154	CT	56	L	30	15A30L56
154	CT	56	R	30	15A30R56
154	CT	56	LR	30	15A30LR56
154	CT	56	L	40	15A40L56
154	CT	56	R	40	15A40R56
154	CT	56	LR	40	15A40LR56
154	CT	56	L	50	15A50L56
154	CT	56	R	50	15A50R56
154	CT	56	LR	50	15A50LR56
154	CT	56	L	60	15A60L56
154	CT	56	R	60	15A60R56
154	CT	56	LR	60	15A60LR56

Coupled Input (without base)

Morse Nomenclature					Tigear Equivalent
154	C	56	L	5	15A05L56
154	C	56	R	5	15A05R56
154	C	56	LR	5	15A05LR56
154	C	56	L	10	15A10L56
154	C	56	R	10	15A10R56
154	C	56	LR	10	15A10LR56
154	C	56	L	15	15A15L56
154	C	56	R	15	15A15R56
154	C	56	LR	15	15A15LR56
154	C	56	L	20	15A20L56
154	C	56	R	20	15A20R56
154	C	56	LR	20	15A20LR56
154	C	56	L	25	15A25L56
154	C	56	R	25	15A25R56
154	C	56	LR	25	15A25LR56
154	C	56	L	30	15A30L56
154	C	56	R	30	15A30R56
154	C	56	LR	30	15A30LR56
154	C	56	L	40	15A40L56
154	C	56	R	40	15A40R56
154	C	56	LR	40	15A40LR56
154	C	56	L	50	15A50L56
154	C	56	R	50	15A50R56
154	C	56	LR	50	15A50LR56
154	C	56	L	60	15A60L56
154	C	56	R	60	15A60R56
154	C	56	LR	60	15A60LR56

Helical Attachment

Accessories

Mod Express

Engineering /
Mounting Positions

Competitor
Interchange

Renewal Parts

Part Number Index



COMPETITOR INTERCHANGE

Morse Quill Input 1.75" CENTER DISTANCE

Quill Input (with base)

Add 17BASE for Tigear-2

Morse Nomenclature					Tigear Equivalent
175	QT	56	L	5	17Q05L56
175	QT	56	R	5	17Q05R56
175	QT	56	LR	5	17Q05LR56
175	QT	56	L	10	17Q10L56
175	QT	56	R	10	17Q10R56
175	QT	56	LR	10	17Q10LR56
175	QT	56	L	15	17Q15L56
175	QT	56	R	15	17Q15R56
175	QT	56	LR	15	17Q15LR56
175	QT	56	L	20	17Q20L56
175	QT	56	R	20	17Q20R56
175	QT	56	LR	20	17Q20LR56
175	QT	56	L	25	17Q25L56
175	QT	56	R	25	17Q25R56
175	QT	56	LR	25	17Q25LR56
175	QT	56	L	30	17Q30L56
175	QT	56	R	30	17Q30R56
175	QT	56	LR	30	17Q30LR56
175	QT	56	L	40	17Q40L56
175	QT	56	R	40	17Q40R56
175	QT	56	LR	40	17Q40LR56
175	QT	56	L	50	17Q50L56
175	QT	56	R	50	17Q50R56
175	QT	56	LR	50	17Q50LR56
175	QT	56	L	60	17Q60L56
175	QT	56	R	60	17Q60R56
175	QT	56	LR	60	17Q60LR56
175	QT	140	L	5	17Q05L14
175	QT	140	R	5	17Q05R14
175	QT	140	LR	5	17Q05LR14
175	QT	140	L	10	17Q10L14
175	QT	140	R	10	17Q10R14
175	QT	140	LR	10	17Q10LR14
175	QT	140	L	15	17Q15L14
175	QT	140	R	15	17Q15R14
175	QT	140	LR	15	17Q15LR14

Quill Input (without base)

Morse Nomenclature					Tigear Equivalent
175	Q	56	L	5	17Q05L56
175	Q	56	R	5	17Q05R56
175	Q	56	LR	5	17Q05LR56
175	Q	56	L	10	17Q10L56
175	Q	56	R	10	17Q10R56
175	Q	56	LR	10	17Q10LR56
175	Q	56	L	15	17Q15L56
175	Q	56	R	15	17Q15R56
175	Q	56	LR	15	17Q15LR56
175	Q	56	L	20	17Q20L56
175	Q	56	R	20	17Q20R56
175	Q	56	LR	20	17Q20LR56
175	Q	56	L	25	17Q25L56
175	Q	56	R	25	17Q25R56
175	Q	56	LR	25	17Q25LR56
175	Q	56	L	30	17Q30L56
175	Q	56	R	30	17Q30R56
175	Q	56	LR	30	17Q30LR56
175	Q	56	L	40	17Q40L56
175	Q	56	R	40	17Q40R56
175	Q	56	LR	40	17Q40LR56
175	Q	56	L	50	17Q50L56
175	Q	56	R	50	17Q50R56
175	Q	56	LR	50	17Q50LR56
175	Q	56	L	60	17Q60L56
175	Q	56	R	60	17Q60R56
175	Q	56	LR	60	17Q60LR56
175	Q	140	L	5	17Q05L14
175	Q	140	R	5	17Q05R14
175	Q	140	LR	5	17Q05LR14
175	Q	140	L	10	17Q10L14
175	Q	140	R	10	17Q10R14
175	Q	140	LR	10	17Q10LR14
175	Q	140	L	15	17Q15L14
175	Q	140	R	15	17Q15R14
175	Q	140	LR	15	17Q15LR14

Helical Attachment

Accessories

Mod Express

Engineering /
Mounting Positions

Competitor
Interchange

Renewal Parts

Part Number Index



COMPETITOR INTERCHANGE

Morse Coupled Input 1.75" CENTER DISTANCE

Coupled Input (with base)

Add 17BASE for Tigear-2

Morse Nomenclature					Tigear Equivalent
175	CT	56	L	5	17A05L56
175	CT	56	R	5	17A05R56
175	CT	56	LR	5	17A05LR56
175	CT	56	L	10	17A10L56
175	CT	56	R	10	17A10R56
175	CT	56	LR	10	17A10LR56
175	CT	56	L	15	17A15L56
175	CT	56	R	15	17A15R56
175	CT	56	LR	15	17A15LR56
175	CT	56	L	20	17A20L56
175	CT	56	R	20	17A20R56
175	CT	56	LR	20	17A20LR56
175	CT	56	L	25	17A25L56
175	CT	56	R	25	17A25R56
175	CT	56	LR	25	17A25LR56
175	CT	56	L	30	17A30L56
175	CT	56	R	30	17A30R56
175	CT	56	LR	30	17A30LR56
175	CT	56	L	40	17A40L56
175	CT	56	R	40	17A40R56
175	CT	56	LR	40	17A40LR56
175	CT	56	L	50	17A50L56
175	CT	56	R	50	17A50R56
175	CT	56	LR	50	17A50LR56
175	CT	56	L	60	17A60L56
175	CT	56	R	60	17A60R56
175	CT	56	LR	60	17A60LR56
175	CT	140	L	5	17A05L14
175	CT	140	R	5	17A05R14
175	CT	140	LR	5	17A05LR14
175	CT	140	L	10	17A10L14
175	CT	140	R	10	17A10R14
175	CT	140	LR	10	17A10LR14
175	CT	140	L	15	17A15L14
175	CT	140	R	15	17A15R14
175	CT	140	LR	15	17A15LR14

Coupled Input (without base)

Morse Nomenclature					Tigear Equivalent
175	C	56	L	5	17A05L56
175	C	56	R	5	17A05R56
175	C	56	LR	5	17A05LR56
175	C	56	L	10	17A10L56
175	C	56	R	10	17A10R56
175	C	56	LR	10	17A10LR56
175	C	56	L	15	17A15L56
175	C	56	R	15	17A15R56
175	C	56	LR	15	17A15LR56
175	C	56	L	20	17A20L56
175	C	56	R	20	17A20R56
175	C	56	LR	20	17A20LR56
175	C	56	L	25	17A25L56
175	C	56	R	25	17A25R56
175	C	56	LR	25	17A25LR56
175	C	56	L	30	17A30L56
175	C	56	R	30	17A30R56
175	C	56	LR	30	17A30LR56
175	C	56	L	40	17A40L56
175	C	56	R	40	17A40R56
175	C	56	LR	40	17A40LR56
175	C	56	L	50	17A50L56
175	C	56	R	50	17A50R56
175	C	56	LR	50	17A50LR56
175	C	56	L	60	17A60L56
175	C	56	R	60	17A60R56
175	C	56	LR	60	17A60LR56
175	C	140	L	5	17A05L14
175	C	140	R	5	17A05R14
175	C	140	LR	5	17A05LR14
175	C	140	L	10	17A10L14
175	C	140	R	10	17A10R14
175	C	140	LR	10	17A10LR14
175	C	140	L	15	17A15L14
175	C	140	R	15	17A15R14
175	C	140	LR	15	17A15LR14

Helical Attachment

Accessories

Mod Express

Engineering /
Mounting Positions

Competitor
Interchange

Renewal Parts

Part Number Index



COMPETITOR INTERCHANGE

Morse Quill Input 2.06" CENTER DISTANCE

Quill Input (with base)

Add 20BASE for Tigear-2

Morse Nomenclature					Tigear Equivalent
206	QT	56	L	5	20Q05L56
206	QT	56	R	5	20Q05R56
206	QT	56	LR	5	20Q05LR56
206	QT	56	L	10	20Q10L56
206	QT	56	R	10	20Q10R56
206	QT	56	LR	10	20Q10LR56
206	QT	56	L	15	20Q15L56
206	QT	56	R	15	20Q15R56
206	QT	56	LR	15	20Q15LR56
206	QT	56	L	20	20Q20L56
206	QT	56	R	20	20Q20R56
206	QT	56	LR	20	20Q20LR56
206	QT	56	L	25	20Q25L56
206	QT	56	R	25	20Q25R56
206	QT	56	LR	25	20Q25LR56
206	QT	56	L	30	20Q30L56
206	QT	56	R	30	20Q30R56
206	QT	56	LR	30	20Q30LR56
206	QT	56	L	40	20Q40L56
206	QT	56	R	40	20Q40R56
206	QT	56	LR	40	20Q40LR56
206	QT	56	L	50	20Q50L56
206	QT	56	R	50	20Q50R56
206	QT	56	LR	50	20Q50LR56
206	QT	56	L	60	20Q60L56
206	QT	56	R	60	20Q60R56
206	QT	56	LR	60	20Q60LR56
206	QT	140	L	5	20Q05L14
206	QT	140	R	5	20Q05R14
206	QT	140	LR	5	20Q05LR14
206	QT	140	L	10	20Q10L14
206	QT	140	R	10	20Q10R14
206	QT	140	LR	10	20Q10LR14
206	QT	140	L	15	20Q15L14
206	QT	140	R	15	20Q15R14
206	QT	140	LR	15	20Q15LR14
206	QT	140	L	20	20Q20L14
206	QT	140	R	20	20Q20R14
206	QT	140	LR	20	20Q20LR14
206	QT	140	L	25	20Q25L14
206	QT	140	R	25	20Q25R14
206	QT	140	LR	25	20Q25LR14

Quill Input (without base)

Morse Nomenclature					Tigear Equivalent
206	Q	56	L	5	20Q05L56
206	Q	56	R	5	20Q05R56
206	Q	56	LR	5	20Q05LR56
206	Q	56	L	10	20Q10L56
206	Q	56	R	10	20Q10R56
206	Q	56	LR	10	20Q10LR56
206	Q	56	L	15	20Q15L56
206	Q	56	R	15	20Q15R56
206	Q	56	LR	15	20Q15LR56
206	Q	56	L	20	20Q20L56
206	Q	56	R	20	20Q20R56
206	Q	56	LR	20	20Q20LR56
206	Q	56	L	25	20Q25L56
206	Q	56	R	25	20Q25R56
206	Q	56	LR	25	20Q25LR56
206	Q	56	L	30	20Q30L56
206	Q	56	R	30	20Q30R56
206	Q	56	LR	30	20Q30LR56
206	Q	56	L	40	20Q40L56
206	Q	56	R	40	20Q40R56
206	Q	56	LR	40	20Q40LR56
206	Q	56	L	50	20Q50L56
206	Q	56	R	50	20Q50R56
206	Q	56	LR	50	20Q50LR56
206	Q	56	L	60	20Q60L56
206	Q	56	R	60	20Q60R56
206	Q	56	LR	60	20Q60LR56
206	Q	140	L	5	20Q05L14
206	Q	140	R	5	20Q05R14
206	Q	140	LR	5	20Q05LR14
206	Q	140	L	10	20Q10L14
206	Q	140	R	10	20Q10R14
206	Q	140	LR	10	20Q10LR14
206	Q	140	L	15	20Q15L14
206	Q	140	R	15	20Q15R14
206	Q	140	LR	15	20Q15LR14
206	Q	140	L	20	20Q20L14
206	Q	140	R	20	20Q20R14
206	Q	140	LR	20	20Q20LR14
206	Q	140	L	25	20Q25L14
206	Q	140	R	25	20Q25R14
206	Q	140	LR	25	20Q25LR14

Helical Attachment

Accessories

Mod Express

Engineering /
Mounting Positions

Competitor
Interchange

Renewal Parts

Part Number Index



COMPETITOR INTERCHANGE

Morse Coupled Input 2.06" CENTER DISTANCE

Coupled Input (with base)

Add 20BASE for Tigear-2

Morse Nomenclature					Tigear Equivalent
206	CT	56	L	5	20A05L56
206	CT	56	R	5	20A05R56
206	CT	56	LR	5	20A05LR56
206	CT	56	L	10	20A10L56
206	CT	56	R	10	20A10R56
206	CT	56	LR	10	20A10LR56
206	CT	56	L	15	20A15L56
206	CT	56	R	15	20A15R56
206	CT	56	LR	15	20A15LR56
206	CT	56	L	20	20A20L56
206	CT	56	R	20	20A20R56
206	CT	56	LR	20	20A20LR56
206	CT	56	L	25	20A25L56
206	CT	56	R	25	20A25R56
206	CT	56	LR	25	20A25LR56
206	CT	56	L	30	20A30L56
206	CT	56	R	30	20A30R56
206	CT	56	LR	30	20A30LR56
206	CT	56	L	40	20A40L56
206	CT	56	R	40	20A40R56
206	CT	56	LR	40	20A40LR56
206	CT	56	L	50	20A50L56
206	CT	56	R	50	20A50R56
206	CT	56	LR	50	20A50LR56
206	CT	56	L	60	20A60L56
206	CT	56	R	60	20A60R56
206	CT	56	LR	60	20A60LR56
206	CT	140	L	5	20A05L14
206	CT	140	R	5	20A05R14
206	CT	140	LR	5	20A05LR14
206	CT	140	L	10	20A10L14
206	CT	140	R	10	20A10R14
206	CT	140	LR	10	20A10LR14
206	CT	140	L	15	20A15L14
206	CT	140	R	15	20A15R14
206	CT	140	LR	15	20A15LR14
206	CT	140	L	20	20A20L14
206	CT	140	R	20	20A20R14
206	CT	140	LR	20	20A20LR14
206	CT	140	L	25	20A25L14
206	CT	140	R	25	20A25R14
206	CT	140	LR	25	20A25LR14

Coupled Input (without base)

Morse Nomenclature					Tigear Equivalent
206	C	56	L	5	20A05L56
206	C	56	R	5	20A05R56
206	C	56	LR	5	20A05LR56
206	C	56	L	10	20A10L56
206	C	56	R	10	20A10R56
206	C	56	LR	10	20A10LR56
206	C	56	L	15	20A15L56
206	C	56	R	15	20A15R56
206	C	56	LR	15	20A15LR56
206	C	56	L	20	20A20L56
206	C	56	R	20	20A20R56
206	C	56	LR	20	20A20LR56
206	C	56	L	25	20A25L56
206	C	56	R	25	20A25R56
206	C	56	LR	25	20A25LR56
206	C	56	L	30	20A30L56
206	C	56	R	30	20A30R56
206	C	56	LR	30	20A30LR56
206	C	56	L	40	20A40L56
206	C	56	R	40	20A40R56
206	C	56	LR	40	20A40LR56
206	C	56	L	50	20A50L56
206	C	56	R	50	20A50R56
206	C	56	LR	50	20A50LR56
206	C	56	L	60	20A60L56
206	C	56	R	60	20A60R56
206	C	56	LR	60	20A60LR56
206	C	140	L	5	20A05L14
206	C	140	R	5	20A05R14
206	C	140	LR	5	20A05LR14
206	C	140	L	10	20A10L14
206	C	140	R	10	20A10R14
206	C	140	LR	10	20A10LR14
206	C	140	L	15	20A15L14
206	C	140	R	15	20A15R14
206	C	140	LR	15	20A15LR14
206	C	140	L	20	20A20L14
206	C	140	R	20	20A20R14
206	C	140	LR	20	20A20LR14
206	C	140	L	25	20A25L14
206	C	140	R	25	20A25R14
206	C	140	LR	25	20A25LR14

Helical Attachment

Accessories

Mod Express

Engineering /
Mounting Positions

Competitor
Interchange

Renewal Parts

Part Number Index



COMPETITOR INTERCHANGE

Morse Quill Input 2.37" CENTER DISTANCE

Quill Input (with base)

Add 23BASE for Tigear-2

Morse Nomenclature					Tigear Equivalent
237	QT	56	L	10	23Q10L56
237	QT	56	R	10	23Q10R56
237	QT	56	LR	10	23Q10LR56
237	QT	56	L	15	23Q15L56
237	QT	56	R	15	23Q15R56
237	QT	56	LR	15	23Q15LR56
237	QT	56	L	20	23Q20L56
237	QT	56	R	20	23Q20R56
237	QT	56	LR	20	23Q20LR56
237	QT	56	L	25	23Q25L56
237	QT	56	R	25	23Q25R56
237	QT	56	LR	25	23Q25LR56
237	QT	56	L	30	23Q30L56
237	QT	56	R	30	23Q30R56
237	QT	56	LR	30	23Q30LR56
237	QT	56	L	40	23Q40L56
237	QT	56	R	40	23Q40R56
237	QT	56	LR	40	23Q40LR56
237	QT	56	L	50	23Q50L56
237	QT	56	R	50	23Q50R56
237	QT	56	LR	50	23Q50LR56
237	QT	56	L	60	23Q60L56
237	QT	56	R	60	23Q60R56
237	QT	56	LR	60	23Q60LR56
237	QT	140	L	5	23Q05L14
237	QT	140	R	5	23Q05R14
237	QT	140	LR	5	23Q05LR14
237	QT	140	L	10	23Q10L14
237	QT	140	R	10	23Q10R14
237	QT	140	LR	10	23Q10LR14
237	QT	140	L	15	23Q15L14
237	QT	140	R	15	23Q15R14
237	QT	140	LR	15	23Q15LR14
237	QT	140	L	20	23Q20L14
237	QT	140	R	20	23Q20R14
237	QT	140	LR	20	23Q20LR14
237	QT	140	L	25	23Q25L14
237	QT	140	R	25	23Q25R14
237	QT	140	LR	25	23Q25LR14
237	QT	140	L	30	23Q30L14
237	QT	140	R	30	23Q30R14
237	QT	140	LR	30	23Q30LR14
237	QT	140	L	40	23Q40L14
237	QT	140	R	40	23Q40R14
237	QT	140	LR	40	23Q40LR14
237	QT	180	L	5	23Q05L18
237	QT	180	R	5	23Q05R18
237	QT	180	LR	5	23Q05LR18
237	QT	180	L	10	23Q10L18
237	QT	180	R	10	23Q10R18
237	QT	180	LR	10	23Q10LR18

Quill Input (without base)

Morse Nomenclature					Tigear Equivalent
237	Q	56	L	10	23Q10L56
237	Q	56	R	10	23Q10R56
237	Q	56	LR	10	23Q10LR56
237	Q	56	L	15	23Q15L56
237	Q	56	R	15	23Q15R56
237	Q	56	LR	15	23Q15LR56
237	Q	56	L	20	23Q20L56
237	Q	56	R	20	23Q20R56
237	Q	56	LR	20	23Q20LR56
237	Q	56	L	25	23Q25L56
237	Q	56	R	25	23Q25R56
237	Q	56	LR	25	23Q25LR56
237	Q	56	L	30	23Q30L56
237	Q	56	R	30	23Q30R56
237	Q	56	LR	30	23Q30LR56
237	Q	56	L	40	23Q40L56
237	Q	56	R	40	23Q40R56
237	Q	56	LR	40	23Q40LR56
237	Q	56	L	50	23Q50L56
237	Q	56	R	50	23Q50R56
237	Q	56	LR	50	23Q50LR56
237	Q	56	L	60	23Q60L56
237	Q	56	R	60	23Q60R56
237	Q	56	LR	60	23Q60LR56
237	Q	140	L	5	23Q05L14
237	Q	140	R	5	23Q05R14
237	Q	140	LR	5	23Q05LR14
237	Q	140	L	10	23Q10L14
237	Q	140	R	10	23Q10R14
237	Q	140	LR	10	23Q10LR14
237	Q	140	L	15	23Q15L14
237	Q	140	R	15	23Q15R14
237	Q	140	LR	15	23Q15LR14
237	Q	140	L	20	23Q20L14
237	Q	140	R	20	23Q20R14
237	Q	140	LR	20	23Q20LR14
237	Q	140	L	25	23Q25L14
237	Q	140	R	25	23Q25R14
237	Q	140	LR	25	23Q25LR14
237	Q	140	L	30	23Q30L14
237	Q	140	R	30	23Q30R14
237	Q	140	LR	30	23Q30LR14
237	Q	140	L	40	23Q40L14
237	Q	140	R	40	23Q40R14
237	Q	140	LR	40	23Q40LR14
237	Q	180	L	5	23Q05L18
237	Q	180	R	5	23Q05R18
237	Q	180	LR	5	23Q05LR18
237	Q	180	L	10	23Q10L18
237	Q	180	R	10	23Q10R18
237	Q	180	LR	10	23Q10LR18



COMPETITOR INTERCHANGE

Morse Coupled Input 2.37" CENTER DISTANCE

Coupled Input (with base)

Add 23BASE for Tigear-2

Morse Nomenclature					Tigear Equivalent
237	CT	56	L	10	23A10L56
237	CT	56	R	10	23A10R56
237	CT	56	LR	10	23A10LR56
237	CT	56	L	15	23A15L56
237	CT	56	R	15	23A15R56
237	CT	56	LR	15	23A15LR56
237	CT	56	L	20	23A20L56
237	CT	56	R	20	23A20R56
237	CT	56	LR	20	23A20LR56
237	CT	56	L	25	23A25L56
237	CT	56	R	25	23A25R56
237	CT	56	LR	25	23A25LR56
237	CT	56	L	30	23A30L56
237	CT	56	R	30	23A30R56
237	CT	56	LR	30	23A30LR56
237	CT	56	L	40	23A40L56
237	CT	56	R	40	23A40R56
237	CT	56	LR	40	23A40LR56
237	CT	56	L	50	23A50L56
237	CT	56	R	50	23A50R56
237	CT	56	LR	50	23A50LR56
237	CT	56	L	60	23A60L56
237	CT	56	R	60	23A60R56
237	CT	56	LR	60	23A60LR56
237	CT	140	L	5	23A05L14
237	CT	140	R	5	23A05R14
237	CT	140	LR	5	23A05LR14
237	CT	140	L	10	23A10L14
237	CT	140	R	10	23A10R14
237	CT	140	LR	10	23A10LR14
237	CT	140	L	15	23A15L14
237	CT	140	R	15	23A15R14
237	CT	140	LR	15	23A15LR14
237	CT	140	L	20	23A20L14
237	CT	140	R	20	23A20R14
237	CT	140	LR	20	23A20LR14
237	CT	140	L	25	23A25L14
237	CT	140	R	25	23A25R14
237	CT	140	LR	25	23A25LR14
237	CT	140	L	30	23A30L14
237	CT	140	R	30	23A30R14
237	CT	140	LR	30	23A30LR14
237	CT	140	L	40	23A40L14
237	CT	140	R	40	23A40R14
237	CT	140	LR	40	23A40LR14
237	CT	180	L	5	23A05L18
237	CT	180	R	5	23A05R18
237	CT	180	LR	5	23A05LR18
237	CT	180	L	10	23A10L18
237	CT	180	R	10	23A10R18
237	CT	180	LR	10	23A10LR18

Coupled Input (without base)

Morse Nomenclature					Tigear Equivalent
237	C	56	L	10	23A10L56
237	C	56	R	10	23A10R56
237	C	56	LR	10	23A10LR56
237	C	56	L	15	23A15L56
237	C	56	R	15	23A15R56
237	C	56	LR	15	23A15LR56
237	C	56	L	20	23A20L56
237	C	56	R	20	23A20R56
237	C	56	LR	20	23A20LR56
237	C	56	L	25	23A25L56
237	C	56	R	25	23A25R56
237	C	56	LR	25	23A25LR56
237	C	56	L	30	23A30L56
237	C	56	R	30	23A30R56
237	C	56	LR	30	23A30LR56
237	C	56	L	40	23A40L56
237	C	56	R	40	23A40R56
237	C	56	LR	40	23A40LR56
237	C	56	L	50	23A50L56
237	C	56	R	50	23A50R56
237	C	56	LR	50	23A50LR56
237	C	56	L	60	23A60L56
237	C	56	R	60	23A60R56
237	C	56	LR	60	23A60LR56
237	C	140	L	5	23A05L14
237	C	140	R	5	23A05R14
237	C	140	LR	5	23A05LR14
237	C	140	L	10	23A10L14
237	C	140	R	10	23A10R14
237	C	140	LR	10	23A10LR14
237	C	140	L	15	23A15L14
237	C	140	R	15	23A15R14
237	C	140	LR	15	23A15LR14
237	C	140	L	20	23A20L14
237	C	140	R	20	23A20R14
237	C	140	LR	20	23A20LR14
237	C	140	L	25	23A25L14
237	C	140	R	25	23A25R14
237	C	140	LR	25	23A25LR14
237	C	140	L	30	23A30L14
237	C	140	R	30	23A30R14
237	C	140	LR	30	23A30LR14
237	C	140	L	40	23A40L14
237	C	140	R	40	23A40R14
237	C	140	LR	40	23A40LR14
237	C	180	L	5	23A05L18
237	C	180	R	5	23A05R18
237	C	180	LR	5	23A05LR18
237	C	180	L	10	23A10L18
237	C	180	R	10	23A10R18
237	C	180	LR	10	23A10LR18

Helical Attachment

Accessories

Mod Express

Engineering /
Mounting Positions

Competitor
Interchange

Renewal Parts

Part Number Index



COMPETITOR INTERCHANGE

Morse Quill Input 2.62" CENTER DISTANCE

Quill Input (with base)

Add 26BASE for Tigear-2

Morse Nomenclature					Tigear Equivalent
262	QT	56	L	10	26Q10L56
262	QT	56	R	10	26Q10R56
262	QT	56	LR	10	26Q10LR56
262	QT	56	L	15	26Q15L56
262	QT	56	R	15	26Q15R56
262	QT	56	LR	15	26Q15LR56
262	QT	56	L	20	26Q20L56
262	QT	56	R	20	26Q20R56
262	QT	56	LR	20	26Q20LR56
262	QT	56	L	25	26Q25L56
262	QT	56	R	25	26Q25R56
262	QT	56	LR	25	26Q25LR56
262	QT	56	L	30	26Q30L56
262	QT	56	R	30	26Q30R56
262	QT	56	LR	30	26Q30LR56
262	QT	56	L	40	26Q40L56
262	QT	56	R	40	26Q40R56
262	QT	56	LR	40	26Q40LR56
262	QT	56	L	50	26Q50L56
262	QT	56	R	50	26Q50R56
262	QT	56	LR	50	26Q50LR56
262	QT	56	L	60	26Q60L56
262	QT	56	R	60	26Q60R56
262	QT	56	LR	60	26Q60LR56
262	QT	140	L	5	26Q05L14
262	QT	140	R	5	26Q05R14
262	QT	140	LR	5	26Q05LR14
262	QT	140	L	10	26Q10L14
262	QT	140	R	10	26Q10R14
262	QT	140	LR	10	26Q10LR14
262	QT	140	L	15	26Q15L14
262	QT	140	R	15	26Q15R14
262	QT	140	LR	15	26Q15LR14
262	QT	140	L	20	26Q20L14
262	QT	140	R	20	26Q20R14
262	QT	140	LR	20	26Q20LR14
262	QT	140	L	25	26Q25L14
262	QT	140	R	25	26Q25R14
262	QT	140	LR	25	26Q25LR14
262	QT	140	L	30	26Q30L14
262	QT	140	R	30	26Q30R14
262	QT	140	LR	30	26Q30LR14
262	QT	140	L	40	26Q40L14
262	QT	140	R	40	26Q40R14
262	QT	140	LR	40	26Q40LR14
262	QT	180	L	5	26Q05L18
262	QT	180	R	5	26Q05R18
262	QT	180	LR	5	26Q05LR18
262	QT	180	L	10	26Q10L18
262	QT	180	R	10	26Q10R18
262	QT	180	LR	10	26Q10LR18

Quill Input (without base)

Morse Nomenclature					Tigear Equivalent
262	Q	56	L	10	26Q10L56
262	Q	56	R	10	26Q10R56
262	Q	56	LR	10	26Q10LR56
262	Q	56	L	15	26Q15L56
262	Q	56	R	15	26Q15R56
262	Q	56	LR	15	26Q15LR56
262	Q	56	L	20	26Q20L56
262	Q	56	R	20	26Q20R56
262	Q	56	LR	20	26Q20LR56
262	Q	56	L	25	26Q25L56
262	Q	56	R	25	26Q25R56
262	Q	56	LR	25	26Q25LR56
262	Q	56	L	30	26Q30L56
262	Q	56	R	30	26Q30R56
262	Q	56	LR	30	26Q30LR56
262	Q	56	L	40	26Q40L56
262	Q	56	R	40	26Q40R56
262	Q	56	LR	40	26Q40LR56
262	Q	56	L	50	26Q50L56
262	Q	56	R	50	26Q50R56
262	Q	56	LR	50	26Q50LR56
262	Q	56	L	60	26Q60L56
262	Q	56	R	60	26Q60R56
262	Q	56	LR	60	26Q60LR56
262	Q	140	L	5	26Q05L14
262	Q	140	R	5	26Q05R14
262	Q	140	LR	5	26Q05LR14
262	Q	140	L	10	26Q10L14
262	Q	140	R	10	26Q10R14
262	Q	140	LR	10	26Q10LR14
262	Q	140	L	15	26Q15L14
262	Q	140	R	15	26Q15R14
262	Q	140	LR	15	26Q15LR14
262	Q	140	L	20	26Q20L14
262	Q	140	R	20	26Q20R14
262	Q	140	LR	20	26Q20LR14
262	Q	140	L	25	26Q25L14
262	Q	140	R	25	26Q25R14
262	Q	140	LR	25	26Q25LR14
262	Q	140	L	30	26Q30L14
262	Q	140	R	30	26Q30R14
262	Q	140	LR	30	26Q30LR14
262	Q	140	L	40	26Q40L14
262	Q	140	R	40	26Q40R14
262	Q	140	LR	40	26Q40LR14
262	Q	180	L	5	26Q05L18
262	Q	180	R	5	26Q05R18
262	Q	180	LR	5	26Q05LR18
262	Q	180	L	10	26Q10L18
262	Q	180	R	10	26Q10R18
262	Q	180	LR	10	26Q10LR18



COMPETITOR INTERCHANGE

Morse Coupled Input 2.62" CENTER DISTANCE

Coupled Input (with base)

Add 26BASE for Tigear-2

Morse Nomenclature					Tigear Equivalent
262	CT	56	L	10	26A10L56
262	CT	56	R	10	26A10R56
262	CT	56	LR	10	26A10LR56
262	CT	56	L	15	26A15L56
262	CT	56	R	15	26A15R56
262	CT	56	LR	15	26A15LR56
262	CT	56	L	20	26A20L56
262	CT	56	R	20	26A20R56
262	CT	56	LR	20	26A20LR56
262	CT	56	L	25	26A25L56
262	CT	56	R	25	26A25R56
262	CT	56	LR	25	26A25LR56
262	CT	56	L	30	26A30L56
262	CT	56	R	30	26A30R56
262	CT	56	LR	30	26A30LR56
262	CT	56	L	40	26A40L56
262	CT	56	R	40	26A40R56
262	CT	56	LR	40	26A40LR56
262	CT	56	L	50	26A50L56
262	CT	56	R	50	26A50R56
262	CT	56	LR	50	26A50LR56
262	CT	56	L	60	26A60L56
262	CT	56	R	60	26A60R56
262	CT	56	LR	60	26A60LR56
262	CT	140	L	5	26A05L14
262	CT	140	R	5	26A05R14
262	CT	140	LR	5	26A05LR14
262	CT	140	L	10	26A10L14
262	CT	140	R	10	26A10R14
262	CT	140	LR	10	26A10LR14
262	CT	140	L	15	26A15L14
262	CT	140	R	15	26A15R14
262	CT	140	LR	15	26A15LR14
262	CT	140	L	20	26A20L14
262	CT	140	R	20	26A20R14
262	CT	140	LR	20	26A20LR14
262	CT	140	L	25	26A25L14
262	CT	140	R	25	26A25R14
262	CT	140	LR	25	26A25LR14
262	CT	140	L	30	26A30L14
262	CT	140	R	30	26A30R14
262	CT	140	LR	30	26A30LR14
262	CT	140	L	40	26A40L14
262	CT	140	R	40	26A40R14
262	CT	140	LR	40	26A40LR14
262	CT	180	L	5	26A05L18
262	CT	180	R	5	26A05R18
262	CT	180	LR	5	26A05LR18
262	CT	180	L	10	26A10L18
262	CT	180	R	10	26A10R18
262	CT	180	LR	10	26A10LR18

Coupled Input (without base)

Morse Nomenclature					Tigear Equivalent
262	C	56	L	10	26A10L56
262	C	56	R	10	26A10R56
262	C	56	LR	10	26A10LR56
262	C	56	L	15	26A15L56
262	C	56	R	15	26A15R56
262	C	56	LR	15	26A15LR56
262	C	56	L	20	26A20L56
262	C	56	R	20	26A20R56
262	C	56	LR	20	26A20LR56
262	C	56	L	25	26A25L56
262	C	56	R	25	26A25R56
262	C	56	LR	25	26A25LR56
262	C	56	L	30	26A30L56
262	C	56	R	30	26A30R56
262	C	56	LR	30	26A30LR56
262	C	56	L	40	26A40L56
262	C	56	R	40	26A40R56
262	C	56	LR	40	26A40LR56
262	C	56	L	50	26A50L56
262	C	56	R	50	26A50R56
262	C	56	LR	50	26A50LR56
262	C	56	L	60	26A60L56
262	C	56	R	60	26A60R56
262	C	56	LR	60	26A60LR56
262	C	140	L	5	26A05L14
262	C	140	R	5	26A05R14
262	C	140	LR	5	26A05LR14
262	C	140	L	10	26A10L14
262	C	140	R	10	26A10R14
262	C	140	LR	10	26A10LR14
262	C	140	L	15	26A15L14
262	C	140	R	15	26A15R14
262	C	140	LR	15	26A15LR14
262	C	140	L	20	26A20L14
262	C	140	R	20	26A20R14
262	C	140	LR	20	26A20LR14
262	C	140	L	25	26A25L14
262	C	140	R	25	26A25R14
262	C	140	LR	25	26A25LR14
262	C	140	L	30	26A30L14
262	C	140	R	30	26A30R14
262	C	140	LR	30	26A30LR14
262	C	140	L	40	26A40L14
262	C	140	R	40	26A40R14
262	C	140	LR	40	26A40LR14
262	C	180	L	5	26A05L18
262	C	180	R	5	26A05R18
262	C	180	LR	5	26A05LR18
262	C	180	L	10	26A10L18
262	C	180	R	10	26A10R18
262	C	180	LR	10	26A10LR18

Helical Attachment

Accessories

Mod Express

Engineering /
Mounting Positions

Competitor
Interchange

Renewal Parts

Part Number Index



COMPETITOR INTERCHANGE

Morse Quill Input 3.00" CENTER DISTANCE

Quill Input (with base)

Add 30BASE for Tigear-2

Morse Nomenclature					Tigear Equivalent
300	QT	56	L	30	30Q30L56
300	QT	56	R	30	30Q30R56
300	QT	56	LR	30	30Q30LR56
300	QT	56	L	40	30Q40L56
300	QT	56	R	40	30Q40R56
300	QT	56	LR	40	30Q40LR56
300	QT	56	L	50	30Q50L56
300	QT	56	R	50	30Q50R56
300	QT	56	LR	50	30Q50LR56
300	QT	56	L	60	30Q60L56
300	QT	56	R	60	30Q60R56
300	QT	56	LR	60	30Q60LR56
300	QT	140	L	5	30Q05L14
300	QT	140	R	5	30Q05R14
300	QT	140	LR	5	30Q05LR14
300	QT	140	L	10	30Q10L14
300	QT	140	R	10	30Q10R14
300	QT	140	LR	10	30Q10LR14
300	QT	140	L	15	30Q15L14
300	QT	140	R	15	30Q15R14
300	QT	140	LR	15	30Q15LR14
300	QT	140	L	20	30Q20L14
300	QT	140	R	20	30Q20R14
300	QT	140	LR	20	30Q20LR14
300	QT	140	L	25	30Q25L14
300	QT	140	R	25	30Q25R14
300	QT	140	LR	25	30Q25LR14
300	QT	140	L	30	30Q30L14
300	QT	140	R	30	30Q30R14
300	QT	140	LR	30	30Q30LR14
300	QT	140	L	40	30Q40L14
300	QT	140	R	40	30Q40R14
300	QT	140	LR	40	30Q40LR14
300	QT	140	L	50	30Q50L14
300	QT	140	R	50	30Q50R14
300	QT	140	LR	50	30Q50LR14
300	QT	140	L	60	30Q60L14
300	QT	140	R	60	30Q60R14
300	QT	140	LR	60	30Q60LR14
300	QT	180	L	5	30Q05L18
300	QT	180	R	5	30Q05R18
300	QT	180	LR	5	30Q05LR18
300	QT	180	L	10	30Q10L18
300	QT	180	R	10	30Q10R18
300	QT	180	LR	10	30Q10LR18
300	QT	180	L	15	30Q15L18
300	QT	180	R	15	30Q15R18
300	QT	180	LR	15	30Q15LR18
300	QT	180	L	20	30Q20L18
300	QT	180	R	20	30Q20R18
300	QT	180	LR	20	30Q20LR18
300	QT	180	L	25	30Q25L18
300	QT	180	R	25	30Q25R18
300	QT	180	LR	25	30Q25LR18
300	QT	180	L	30	30Q30L18
300	QT	180	R	30	30Q30R18
300	QT	180	LR	30	30Q30LR18

Quill Input (without base)

Morse Nomenclature					Tigear Equivalent
300	Q	56	L	30	30Q30L56
300	Q	56	R	30	30Q30R56
300	Q	56	LR	30	30Q30LR56
300	Q	56	L	40	30Q40L56
300	Q	56	R	40	30Q40R56
300	Q	56	LR	40	30Q40LR56
300	Q	56	L	50	30Q50L56
300	Q	56	R	50	30Q50R56
300	Q	56	LR	50	30Q50LR56
300	Q	56	L	60	30Q60L56
300	Q	56	R	60	30Q60R56
300	Q	56	LR	60	30Q60LR56
300	Q	140	L	5	30Q05L14
300	Q	140	R	5	30Q05R14
300	Q	140	LR	5	30Q05LR14
300	Q	140	L	10	30Q10L14
300	Q	140	R	10	30Q10R14
300	Q	140	LR	10	30Q10LR14
300	Q	140	L	15	30Q15L14
300	Q	140	R	15	30Q15R14
300	Q	140	LR	15	30Q15LR14
300	Q	140	L	20	30Q20L14
300	Q	140	R	20	30Q20R14
300	Q	140	LR	20	30Q20LR14
300	Q	140	L	25	30Q25L14
300	Q	140	R	25	30Q25R14
300	Q	140	LR	25	30Q25LR14
300	Q	140	L	30	30Q30L14
300	Q	140	R	30	30Q30R14
300	Q	140	LR	30	30Q30LR14
300	Q	140	L	40	30Q40L14
300	Q	140	R	40	30Q40R14
300	Q	140	LR	40	30Q40LR14
300	Q	140	L	50	30Q50L14
300	Q	140	R	50	30Q50R14
300	Q	140	LR	50	30Q50LR14
300	Q	140	L	60	30Q60L14
300	Q	140	R	60	30Q60R14
300	Q	140	LR	60	30Q60LR14
300	Q	180	L	5	30Q05L18
300	Q	180	R	5	30Q05R18
300	Q	180	LR	5	30Q05LR18
300	Q	180	L	10	30Q10L18
300	Q	180	R	10	30Q10R18
300	Q	180	LR	10	30Q10LR18
300	Q	180	L	15	30Q15L18
300	Q	180	R	15	30Q15R18
300	Q	180	LR	15	30Q15LR18
300	Q	180	L	20	30Q20L18
300	Q	180	R	20	30Q20R18
300	Q	180	LR	20	30Q20LR18
300	Q	180	L	25	30Q25L18
300	Q	180	R	25	30Q25R18
300	Q	180	LR	25	30Q25LR18
300	Q	180	L	30	30Q30L18
300	Q	180	R	30	30Q30R18
300	Q	180	LR	30	30Q30LR18



COMPETITOR INTERCHANGE

Morse Coupled Input 3.00" CENTER DISTANCE

Coupled Input (with base)

Add 30BASE for Tigear-2

Morse Nomenclature					Tigear Equivalent
300	CT	56	L	30	30A30L56
300	CT	56	R	30	30A30R56
300	CT	56	LR	30	30A30LR56
300	CT	56	L	40	30A40L56
300	CT	56	R	40	30A40R56
300	CT	56	LR	40	30A40LR56
300	CT	56	L	50	30A50L56
300	CT	56	R	50	30A50R56
300	CT	56	LR	50	30A50LR56
300	CT	56	L	60	30A60L56
300	CT	56	R	60	30A60R56
300	CT	56	LR	60	30A60LR56
300	CT	140	L	5	30A05L14
300	CT	140	R	5	30A05R14
300	CT	140	LR	5	30A05LR14
300	CT	140	L	10	30A10L14
300	CT	140	R	10	30A10R14
300	CT	140	LR	10	30A10LR14
300	CT	140	L	15	30A15L14
300	CT	140	R	15	30A15R14
300	CT	140	LR	15	30A15LR14
300	CT	140	L	20	30A20L14
300	CT	140	R	20	30A20R14
300	CT	140	LR	20	30A20LR14
300	CT	140	L	25	30A25L14
300	CT	140	R	25	30A25R14
300	CT	140	LR	25	30A25LR14
300	CT	140	L	30	30A30L14
300	CT	140	R	30	30A30R14
300	CT	140	LR	30	30A30LR14
300	CT	140	L	40	30A40L14
300	CT	140	R	40	30A40R14
300	CT	140	LR	40	30A40LR14
300	CT	140	L	50	30A50L14
300	CT	140	R	50	30A50R14
300	CT	140	LR	50	30A50LR14
300	CT	140	L	60	30A60L14
300	CT	140	R	60	30A60R14
300	CT	140	LR	60	30A60LR14
300	CT	180	L	5	30A05L18
300	CT	180	R	5	30A05R18
300	CT	180	LR	5	30A05LR18
300	CT	180	L	10	30A10L18
300	CT	180	R	10	30A10R18
300	CT	180	LR	10	30A10LR18
300	CT	180	L	15	30A15L18
300	CT	180	R	15	30A15R18
300	CT	180	LR	15	30A15LR18
300	CT	180	L	20	30A20L18
300	CT	180	R	20	30A20R18
300	CT	180	LR	20	30A20LR18
300	CT	180	L	25	30A25L18
300	CT	180	R	25	30A25R18
300	CT	180	LR	25	30A25LR18
300	CT	180	L	30	30A30L18
300	CT	180	R	30	30A30R18
300	CT	180	LR	30	30A30LR18

Coupled Input (without base)

Morse Nomenclature					Tigear Equivalent
300	C	56	L	30	30A30L56
300	C	56	R	30	30A30R56
300	C	56	LR	30	30A30LR56
300	C	56	L	40	30A40L56
300	C	56	R	40	30A40R56
300	C	56	LR	40	30A40LR56
300	C	56	L	50	30A50L56
300	C	56	R	50	30A50R56
300	C	56	LR	50	30A50LR56
300	C	56	L	60	30A60L56
300	C	56	R	60	30A60R56
300	C	56	LR	60	30A60LR56
300	C	140	L	5	30A05L14
300	C	140	R	5	30A05R14
300	C	140	LR	5	30A05LR14
300	C	140	L	10	30A10L14
300	C	140	R	10	30A10R14
300	C	140	LR	10	30A10LR14
300	C	140	L	15	30A15L14
300	C	140	R	15	30A15R14
300	C	140	LR	15	30A15LR14
300	C	140	L	20	30A20L14
300	C	140	R	20	30A20R14
300	C	140	LR	20	30A20LR14
300	C	140	L	25	30A25L14
300	C	140	R	25	30A25R14
300	C	140	LR	25	30A25LR14
300	C	140	L	30	30A30L14
300	C	140	R	30	30A30R14
300	C	140	LR	30	30A30LR14
300	C	140	L	40	30A40L14
300	C	140	R	40	30A40R14
300	C	140	LR	40	30A40LR14
300	C	140	L	50	30A50L14
300	C	140	R	50	30A50R14
300	C	140	LR	50	30A50LR14
300	C	140	L	60	30A60L14
300	C	140	R	60	30A60R14
300	C	140	LR	60	30A60LR14
300	C	180	L	5	30A05L18
300	C	180	R	5	30A05R18
300	C	180	LR	5	30A05LR18
300	C	180	L	10	30A10L18
300	C	180	R	10	30A10R18
300	C	180	LR	10	30A10LR18
300	C	180	L	15	30A15L18
300	C	180	R	15	30A15R18
300	C	180	LR	15	30A15LR18
300	C	180	L	20	30A20L18
300	C	180	R	20	30A20R18
300	C	180	LR	20	30A20LR18
300	C	180	L	25	30A25L18
300	C	180	R	25	30A25R18
300	C	180	LR	25	30A25LR18
300	C	180	L	30	30A30L18
300	C	180	R	30	30A30R18
300	C	180	LR	30	30A30LR18



COMPETITOR INTERCHANGE

Morse Quill Input 3.25" CENTER DISTANCE

Quill Input (with base)

Add 30BASE for Tigear-2

Morse Nomenclature					Tigear Equivalent
325	QT	56	L	30	30Q30L56
325	QT	56	R	30	30Q30R56
325	QT	56	LR	30	30Q30LR56
325	QT	56	L	40	30Q40L56
325	QT	56	R	40	30Q40R56
325	QT	56	LR	40	30Q40LR56
325	QT	56	L	50	30Q50L56
325	QT	56	R	50	30Q50R56
325	QT	56	LR	50	30Q50LR56
325	QT	56	L	60	30Q60L56
325	QT	56	R	60	30Q60R56
325	QT	56	LR	60	30Q60LR56
325	QT	140	L	5	30Q05L14
325	QT	140	R	5	30Q05R14
325	QT	140	LR	5	30Q05LR14
325	QT	140	L	10	30Q10L14
325	QT	140	R	10	30Q10R14
325	QT	140	LR	10	30Q10LR14
325	QT	140	L	15	30Q15L14
325	QT	140	R	15	30Q15R14
325	QT	140	LR	15	30Q15LR14
325	QT	140	L	20	30Q20L14
325	QT	140	R	20	30Q20R14
325	QT	140	LR	20	30Q20LR14
325	QT	140	L	25	30Q25L14
325	QT	140	R	25	30Q25R14
325	QT	140	LR	25	30Q25LR14
325	QT	140	L	30	30Q30L14
325	QT	140	R	30	30Q30R14
325	QT	140	LR	30	30Q30LR14
325	QT	140	L	40	30Q40L14
325	QT	140	R	40	30Q40R14
325	QT	140	LR	40	30Q40LR14
325	QT	140	L	50	30Q50L14
325	QT	140	R	50	30Q50R14
325	QT	140	LR	50	30Q50LR14
325	QT	140	L	60	30Q60L14
325	QT	140	R	60	30Q60R14
325	QT	140	LR	60	30Q60LR14
325	QT	180	L	5	30Q05L18
325	QT	180	R	5	30Q05R18
325	QT	180	LR	5	30Q05LR18
325	QT	180	L	10	30Q10L18
325	QT	180	R	10	30Q10R18
325	QT	180	LR	10	30Q10LR18
325	QT	180	L	15	30Q15L18
325	QT	180	R	15	30Q15R18
325	QT	180	LR	15	30Q15LR18
325	QT	180	L	20	30Q20L18
325	QT	180	R	20	30Q20R18
325	QT	180	LR	20	30Q20LR18
325	QT	180	L	25	30Q25L18
325	QT	180	R	25	30Q25R18
325	QT	180	LR	25	30Q25LR18
325	QT	180	L	30	30Q30L18
325	QT	180	R	30	30Q30R18
325	QT	180	LR	30	30Q30LR18

Quill Input (without base)

Morse Nomenclature					Tigear Equivalent
325	Q	56	L	30	30Q30L56
325	Q	56	R	30	30Q30R56
325	Q	56	LR	30	30Q30LR56
325	Q	56	L	40	30Q40L56
325	Q	56	R	40	30Q40R56
325	Q	56	LR	40	30Q40LR56
325	Q	56	L	50	30Q50L56
325	Q	56	R	50	30Q50R56
325	Q	56	LR	50	30Q50LR56
325	Q	56	L	60	30Q60L56
325	Q	56	R	60	30Q60R56
325	Q	56	LR	60	30Q60LR56
325	Q	140	L	5	30Q05L14
325	Q	140	R	5	30Q05R14
325	Q	140	LR	5	30Q05LR14
325	Q	140	L	10	30Q10L14
325	Q	140	R	10	30Q10R14
325	Q	140	LR	10	30Q10LR14
325	Q	140	L	15	30Q15L14
325	Q	140	R	15	30Q15R14
325	Q	140	LR	15	30Q15LR14
325	Q	140	L	20	30Q20L14
325	Q	140	R	20	30Q20R14
325	Q	140	LR	20	30Q20LR14
325	Q	140	L	25	30Q25L14
325	Q	140	R	25	30Q25R14
325	Q	140	LR	25	30Q25LR14
325	Q	140	L	30	30Q30L14
325	Q	140	R	30	30Q30R14
325	Q	140	LR	30	30Q30LR14
325	Q	140	L	40	30Q40L14
325	Q	140	R	40	30Q40R14
325	Q	140	LR	40	30Q40LR14
325	Q	140	L	50	30Q50L14
325	Q	140	R	50	30Q50R14
325	Q	140	LR	50	30Q50LR14
325	Q	140	L	60	30Q60L14
325	Q	140	R	60	30Q60R14
325	Q	140	LR	60	30Q60LR14
325	Q	180	L	5	30Q05L18
325	Q	180	R	5	30Q05R18
325	Q	180	LR	5	30Q05LR18
325	Q	180	L	10	30Q10L18
325	Q	180	R	10	30Q10R18
325	Q	180	LR	10	30Q10LR18
325	Q	180	L	15	30Q15L18
325	Q	180	R	15	30Q15R18
325	Q	180	LR	15	30Q15LR18
325	Q	180	L	20	30Q20L18
325	Q	180	R	20	30Q20R18
325	Q	180	LR	20	30Q20LR18
325	Q	180	L	25	30Q25L18
325	Q	180	R	25	30Q25R18
325	Q	180	LR	25	30Q25LR18
325	Q	180	L	30	30Q30L18
325	Q	180	R	30	30Q30R18
325	Q	180	LR	30	30Q30LR18



COMPETITOR INTERCHANGE

Morse Coupled Input 3.25" CENTER DISTANCE

Coupled Input (with base)

Add 30BASE for Tigear-2

Morse Nomenclature					Tigear Equivalent
325	CT	56	L	30	30A30L56
325	CT	56	R	30	30A30R56
325	CT	56	LR	30	30A30LR56
325	CT	56	L	40	30A40L56
325	CT	56	R	40	30A40R56
325	CT	56	LR	40	30A40LR56
325	CT	56	L	50	30A50L56
325	CT	56	R	50	30A50R56
325	CT	56	LR	50	30A50LR56
325	CT	56	L	60	30A60L56
325	CT	56	R	60	30A60R56
325	CT	56	LR	60	30A60LR56
325	CT	140	L	5	30A05L14
325	CT	140	R	5	30A05R14
325	CT	140	LR	5	30A05LR14
325	CT	140	L	10	30A10L14
325	CT	140	R	10	30A10R14
325	CT	140	LR	10	30A10LR14
325	CT	140	L	15	30A15L14
325	CT	140	R	15	30A15R14
325	CT	140	LR	15	30A15LR14
325	CT	140	L	20	30A20L14
325	CT	140	R	20	30A20R14
325	CT	140	LR	20	30A20LR14
325	CT	140	L	25	30A25L14
325	CT	140	R	25	30A25R14
325	CT	140	LR	25	30A25LR14
325	CT	140	L	30	30A30L14
325	CT	140	R	30	30A30R14
325	CT	140	LR	30	30A30LR14
325	CT	140	L	40	30A40L14
325	CT	140	R	40	30A40R14
325	CT	140	LR	40	30A40LR14
325	CT	140	L	50	30A50L14
325	CT	140	R	50	30A50R14
325	CT	140	LR	50	30A50LR14
325	CT	140	L	60	30A60L14
325	CT	140	R	60	30A60R14
325	CT	140	LR	60	30A60LR14
325	CT	180	L	5	30A05L18
325	CT	180	R	5	30A05R18
325	CT	180	LR	5	30A05LR18
325	CT	180	L	10	30A10L18
325	CT	180	R	10	30A10R18
325	CT	180	LR	10	30A10LR18
325	CT	180	L	15	30A15L18
325	CT	180	R	15	30A15R18
325	CT	180	LR	15	30A15LR18
325	CT	180	L	20	30A20L18
325	CT	180	R	20	30A20R18
325	CT	180	LR	20	30A20LR18
325	CT	180	L	25	30A25L18
325	CT	180	R	25	30A25R18
325	CT	180	LR	25	30A25LR18
325	CT	180	L	30	30A30L18
325	CT	180	R	30	30A30R18
325	CT	180	LR	30	30A30LR18

Coupled Input (without base)

Morse Nomenclature					Tigear Equivalent
325	C	56	L	30	30A30L56
325	C	56	R	30	30A30R56
325	C	56	LR	30	30A30LR56
325	C	56	L	40	30A40L56
325	C	56	R	40	30A40R56
325	C	56	LR	40	30A40LR56
325	C	56	L	50	30A50L56
325	C	56	R	50	30A50R56
325	C	56	LR	50	30A50LR56
325	C	56	L	60	30A60L56
325	C	56	R	60	30A60R56
325	C	56	LR	60	30A60LR56
325	C	140	L	5	30A05L14
325	C	140	R	5	30A05R14
325	C	140	LR	5	30A05LR14
325	C	140	L	10	30A10L14
325	C	140	R	10	30A10R14
325	C	140	LR	10	30A10LR14
325	C	140	L	15	30A15L14
325	C	140	R	15	30A15R14
325	C	140	LR	15	30A15LR14
325	C	140	L	20	30A20L14
325	C	140	R	20	30A20R14
325	C	140	LR	20	30A20LR14
325	C	140	L	25	30A25L14
325	C	140	R	25	30A25R14
325	C	140	LR	25	30A25LR14
325	C	140	L	30	30A30L14
325	C	140	R	30	30A30R14
325	C	140	LR	30	30A30LR14
325	C	140	L	40	30A40L14
325	C	140	R	40	30A40R14
325	C	140	LR	40	30A40LR14
325	C	140	L	50	30A50L14
325	C	140	R	50	30A50R14
325	C	140	LR	50	30A50LR14
325	C	140	L	60	30A60L14
325	C	140	R	60	30A60R14
325	C	140	LR	60	30A60LR14
325	C	180	L	5	30A05L18
325	C	180	R	5	30A05R18
325	C	180	LR	5	30A05LR18
325	C	180	L	10	30A10L18
325	C	180	R	10	30A10R18
325	C	180	LR	10	30A10LR18
325	C	180	L	15	30A15L18
325	C	180	R	15	30A15R18
325	C	180	LR	15	30A15LR18
325	C	180	L	20	30A20L18
325	C	180	R	20	30A20R18
325	C	180	LR	20	30A20LR18
325	C	180	L	25	30A25L18
325	C	180	R	25	30A25R18
325	C	180	LR	25	30A25LR18
325	C	180	L	30	30A30L18
325	C	180	R	30	30A30R18
325	C	180	LR	30	30A30LR18



COMPETITOR INTERCHANGE

Morse Quill Input 3.75" CENTER DISTANCE

Quill Input (with base)

Add 35BASE for Tigear-2

Morse Nomenclature					Tigear Equivalent
375	QT	56	L	30	35Q30L56
375	QT	56	R	30	35Q30R56
375	QT	56	LR	30	35Q30LR56
375	QT	56	L	40	35Q40L56
375	QT	56	R	40	35Q40R56
375	QT	56	LR	40	35Q40LR56
375	QT	56	L	50	35Q50L56
375	QT	56	R	50	35Q50R56
375	QT	56	LR	50	35Q50LR56
375	QT	56	L	60	35Q60L56
375	QT	56	R	60	35Q60R56
375	QT	56	LR	60	35Q60LR56
375	QT	140	L	5	35Q05L14
375	QT	140	R	5	35Q05R14
375	QT	140	LR	5	35Q05LR14
375	QT	140	L	10	35Q10L14
375	QT	140	R	10	35Q10R14
375	QT	140	LR	10	35Q10LR14
375	QT	140	L	15	35Q15L14
375	QT	140	R	15	35Q15R14
375	QT	140	LR	15	35Q15LR14
375	QT	140	L	20	35Q20L14
375	QT	140	R	20	35Q20R14
375	QT	140	LR	20	35Q20LR14
375	QT	140	L	25	35Q25L14
375	QT	140	R	25	35Q25R14
375	QT	140	LR	25	35Q25LR14
375	QT	140	L	30	35Q30L14
375	QT	140	R	30	35Q30R14
375	QT	140	LR	30	35Q30LR14
375	QT	140	L	40	35Q40L14
375	QT	140	R	40	35Q40R14
375	QT	140	LR	40	35Q40LR14
375	QT	140	L	50	35Q50L14
375	QT	140	R	50	35Q50R14
375	QT	140	LR	50	35Q50LR14
375	QT	140	L	60	35Q60L14
375	QT	140	R	60	35Q60R14
375	QT	140	LR	60	35Q60LR14
375	QT	180	L	5	35Q05L18
375	QT	180	R	5	35Q05R18
375	QT	180	LR	5	35Q05LR18
375	QT	180	L	10	35Q10L18
375	QT	180	R	10	35Q10R18
375	QT	180	LR	10	35Q10LR18
375	QT	180	L	15	35Q15L18
375	QT	180	R	15	35Q15R18
375	QT	180	LR	15	35Q15LR18
375	QT	180	L	20	35Q20L18
375	QT	180	R	20	35Q20R18
375	QT	180	LR	20	35Q20LR18
375	QT	180	L	25	35Q25L18
375	QT	180	R	25	35Q25R18
375	QT	180	LR	25	35Q25LR18
375	QT	180	L	30	35Q30L18
375	QT	180	R	30	35Q30R18
375	QT	180	LR	30	35Q30LR18
375	QT	180	L	40	35Q40L18
375	QT	180	R	40	35Q40R18
375	QT	180	LR	40	35Q40LR18
375	QT	210	L	5	35Q05L21
375	QT	210	R	5	35Q05R21
375	QT	210	LR	5	35Q05LR21
375	QT	210	L	10	35Q10L21
375	QT	210	R	10	35Q10R21
375	QT	210	LR	10	35Q10LR21

Quill Input (without base)

Morse Nomenclature					Tigear Equivalent
375	Q	56	L	30	35Q30L56
375	Q	56	R	30	35Q30R56
375	Q	56	LR	30	35Q30LR56
375	Q	56	L	40	35Q40L56
375	Q	56	R	40	35Q40R56
375	Q	56	LR	40	35Q40LR56
375	Q	56	L	50	35Q50L56
375	Q	56	R	50	35Q50R56
375	Q	56	LR	50	35Q50LR56
375	Q	56	L	60	35Q60L56
375	Q	56	R	60	35Q60R56
375	Q	56	LR	60	35Q60LR56
375	Q	140	L	5	35Q05L14
375	Q	140	R	5	35Q05R14
375	Q	140	LR	5	35Q05LR14
375	Q	140	L	10	35Q10L14
375	Q	140	R	10	35Q10R14
375	Q	140	LR	10	35Q10LR14
375	Q	140	L	15	35Q15L14
375	Q	140	R	15	35Q15R14
375	Q	140	LR	15	35Q15LR14
375	Q	140	L	20	35Q20L14
375	Q	140	R	20	35Q20R14
375	Q	140	LR	20	35Q20LR14
375	Q	140	L	25	35Q25L14
375	Q	140	R	25	35Q25R14
375	Q	140	LR	25	35Q25LR14
375	Q	140	L	30	35Q30L14
375	Q	140	R	30	35Q30R14
375	Q	140	LR	30	35Q30LR14
375	Q	140	L	40	35Q40L14
375	Q	140	R	40	35Q40R14
375	Q	140	LR	40	35Q40LR14
375	Q	140	L	50	35Q50L14
375	Q	140	R	50	35Q50R14
375	Q	140	LR	50	35Q50LR14
375	Q	140	L	60	35Q60L14
375	Q	140	R	60	35Q60R14
375	Q	140	LR	60	35Q60LR14
375	Q	180	L	5	35Q05L18
375	Q	180	R	5	35Q05R18
375	Q	180	LR	5	35Q05LR18
375	Q	180	L	10	35Q10L18
375	Q	180	R	10	35Q10R18
375	Q	180	LR	10	35Q10LR18
375	Q	180	L	15	35Q15L18
375	Q	180	R	15	35Q15R18
375	Q	180	LR	15	35Q15LR18
375	Q	180	L	20	35Q20L18
375	Q	180	R	20	35Q20R18
375	Q	180	LR	20	35Q20LR18
375	Q	180	L	25	35Q25L18
375	Q	180	R	25	35Q25R18
375	Q	180	LR	25	35Q25LR18
375	Q	180	L	30	35Q30L18
375	Q	180	R	30	35Q30R18
375	Q	180	LR	30	35Q30LR18
375	Q	180	L	40	35Q40L18
375	Q	180	R	40	35Q40R18
375	Q	180	LR	40	35Q40LR18
375	Q	210	L	5	35Q05L21
375	Q	210	R	5	35Q05R21
375	Q	210	LR	5	35Q05LR21
375	Q	210	L	10	35Q10L21
375	Q	210	R	10	35Q10R21
375	Q	210	LR	10	35Q10LR21



COMPETITOR INTERCHANGE

Morse Coupled Input 3.75" CENTER DISTANCE

Coupled Input (with base)

Add 35BASE for Tigear-2

Morse Nomenclature					Tigear Equivalent
375	CT	56	L	30	35A30L56
375	CT	56	R	30	35A30R56
375	CT	56	LR	30	35A30LR56
375	CT	56	L	40	35A40L56
375	CT	56	R	40	35A40R56
375	CT	56	LR	40	35A40LR56
375	CT	56	L	50	35A50L56
375	CT	56	R	50	35A50R56
375	CT	56	LR	50	35A50LR56
375	CT	56	L	60	35A60L56
375	CT	56	R	60	35A60R56
375	CT	56	LR	60	35A60LR56
375	CT	140	L	5	35A05L14
375	CT	140	R	5	35A05R14
375	CT	140	LR	5	35A05LR14
375	CT	140	L	10	35A10L14
375	CT	140	R	10	35A10R14
375	CT	140	LR	10	35A10LR14
375	CT	140	L	15	35A15L14
375	CT	140	R	15	35A15R14
375	CT	140	LR	15	35A15LR14
375	CT	140	L	20	35A20L14
375	CT	140	R	20	35A20R14
375	CT	140	LR	20	35A20LR14
375	CT	140	L	25	35A25L14
375	CT	140	R	25	35A25R14
375	CT	140	LR	25	35A25LR14
375	CT	140	L	30	35A30L14
375	CT	140	R	30	35A30R14
375	CT	140	LR	30	35A30LR14
375	CT	140	L	40	35A40L14
375	CT	140	R	40	35A40R14
375	CT	140	LR	40	35A40LR14
375	CT	140	L	50	35A50L14
375	CT	140	R	50	35A50R14
375	CT	140	LR	50	35A50LR14
375	CT	140	L	60	35A60L14
375	CT	140	R	60	35A60R14
375	CT	140	LR	60	35A60LR14
375	CT	180	L	5	35A05L18
375	CT	180	R	5	35A05R18
375	CT	180	LR	5	35A05LR18
375	CT	180	L	10	35A10L18
375	CT	180	R	10	35A10R18
375	CT	180	LR	10	35A10LR18
375	CT	180	L	15	35A15L18
375	CT	180	R	15	35A15R18
375	CT	180	LR	15	35A15LR18
375	CT	180	L	20	35A20L18
375	CT	180	R	20	35A20R18
375	CT	180	LR	20	35A20LR18
375	CT	180	L	25	35A25L18
375	CT	180	R	25	35A25R18
375	CT	180	LR	25	35A25LR18
375	CT	180	L	30	35A30L18
375	CT	180	R	30	35A30R18
375	CT	180	LR	30	35A30LR18
375	CT	180	L	40	35A40L18
375	CT	180	R	40	35A40R18
375	CT	180	LR	40	35A40LR18
375	CT	210	L	5	35A05L21
375	CT	210	R	5	35A05R21
375	CT	210	LR	5	35A05LR21
375	CT	210	L	10	35A10L21
375	CT	210	R	10	35A10R21
375	CT	210	LR	10	35A10LR21

Coupled Input (without base)

Morse Nomenclature					Tigear Equivalent
375	C	56	L	30	35A30L56
375	C	56	R	30	35A30R56
375	C	56	LR	30	35A30LR56
375	C	56	L	40	35A40L56
375	C	56	R	40	35A40R56
375	C	56	LR	40	35A40LR56
375	C	56	L	50	35A50L56
375	C	56	R	50	35A50R56
375	C	56	LR	50	35A50LR56
375	C	56	L	60	35A60L56
375	C	56	R	60	35A60R56
375	C	56	LR	60	35A60LR56
375	C	140	L	5	35A05L14
375	C	140	R	5	35A05R14
375	C	140	LR	5	35A05LR14
375	C	140	L	10	35A10L14
375	C	140	R	10	35A10R14
375	C	140	LR	10	35A10LR14
375	C	140	L	15	35A15L14
375	C	140	R	15	35A15R14
375	C	140	LR	15	35A15LR14
375	C	140	L	20	35A20L14
375	C	140	R	20	35A20R14
375	C	140	LR	20	35A20LR14
375	C	140	L	25	35A25L14
375	C	140	R	25	35A25R14
375	C	140	LR	25	35A25LR14
375	C	140	L	30	35A30L14
375	C	140	R	30	35A30R14
375	C	140	LR	30	35A30LR14
375	C	140	L	40	35A40L14
375	C	140	R	40	35A40R14
375	C	140	LR	40	35A40LR14
375	C	140	L	50	35A50L14
375	C	140	R	50	35A50R14
375	C	140	LR	50	35A50LR14
375	C	140	L	60	35A60L14
375	C	140	R	60	35A60R14
375	C	140	LR	60	35A60LR14
375	C	180	L	5	35A05L18
375	C	180	R	5	35A05R18
375	C	180	LR	5	35A05LR18
375	C	180	L	10	35A10L18
375	C	180	R	10	35A10R18
375	C	180	LR	10	35A10LR18
375	C	180	L	15	35A15L18
375	C	180	R	15	35A15R18
375	C	180	LR	15	35A15LR18
375	C	180	L	20	35A20L18
375	C	180	R	20	35A20R18
375	C	180	LR	20	35A20LR18
375	C	180	L	25	35A25L18
375	C	180	R	25	35A25R18
375	C	180	LR	25	35A25LR18
375	C	180	L	30	35A30L18
375	C	180	R	30	35A30R18
375	C	180	LR	30	35A30LR18
375	C	180	L	40	35A40L18
375	C	180	R	40	35A40R18
375	C	180	LR	40	35A40LR18
375	C	210	L	5	35A05L21
375	C	210	R	5	35A05R21
375	C	210	LR	5	35A05LR21
375	C	210	L	10	35A10L21
375	C	210	R	10	35A10R21
375	C	210	LR	10	35A10LR21



COMPETITOR INTERCHANGE

Morse Quill Input 4.50" CENTER DISTANCE

Quill Input (with base)

Add 40BASE for Tigear-2

Morse Nomenclature					Tigear Equivalent
450	QT	140	L	40	40Q40L14
450	QT	140	R	40	40Q40R14
450	QT	140	LR	40	40Q40LR14
450	QT	140	L	50	40Q50L14
450	QT	140	R	50	40Q50R14
450	QT	140	LR	50	40Q50LR14
450	QT	140	L	60	40Q60L14
450	QT	140	R	60	40Q60R14
450	QT	140	LR	60	40Q60LR14
450	QT	180	L	15	40Q15L18
450	QT	180	R	15	40Q15R18
450	QT	180	LR	15	40Q15LR18
450	QT	180	L	20	40Q20L18
450	QT	180	R	20	40Q20R18
450	QT	180	LR	20	40Q20LR18
450	QT	180	L	25	40Q25L18
450	QT	180	R	25	40Q25R18
450	QT	180	LR	25	40Q25LR18
450	QT	180	L	30	40Q30L18
450	QT	180	R	30	40Q30R18
450	QT	180	LR	30	40Q30LR18
450	QT	180	L	40	40Q40L18
450	QT	180	R	40	40Q40R18
450	QT	180	LR	40	40Q40LR18
450	QT	180	L	50	40Q50L18
450	QT	180	R	50	40Q50R18
450	QT	180	LR	50	40Q50LR18
450	QT	180	L	60	40Q60L18
450	QT	180	R	60	40Q60R18
450	QT	180	LR	60	40Q60LR18
450	QT	210	L	5	40Q05L21
450	QT	210	R	5	40Q05R21
450	QT	210	LR	5	40Q05LR21
450	QT	210	L	10	40Q10L21
450	QT	210	R	10	40Q10R21
450	QT	210	LR	10	40Q10LR21
450	QT	210	L	15	40Q15L21
450	QT	210	R	15	40Q15R21
450	QT	210	LR	15	40Q15LR21
450	QT	210	L	20	40Q20L21
450	QT	210	R	20	40Q20R21
450	QT	210	LR	20	40Q20LR21
450	QT	250	L	5	40Q05L25
450	QT	250	R	5	40Q05R25
450	QT	250	LR	5	40Q05LR25

Quill Input (without base)

Morse Nomenclature					Tigear Equivalent
450	Q	140	L	40	40Q40L14
450	Q	140	R	40	40Q40R14
450	Q	140	LR	40	40Q40LR14
450	Q	140	L	50	40Q50L14
450	Q	140	R	50	40Q50R14
450	Q	140	LR	50	40Q50LR14
450	Q	140	L	60	40Q60L14
450	Q	140	R	60	40Q60R14
450	Q	140	LR	60	40Q60LR14
450	Q	180	L	15	40Q15L18
450	Q	180	R	15	40Q15R18
450	Q	180	LR	15	40Q15LR18
450	Q	180	L	20	40Q20L18
450	Q	180	R	20	40Q20R18
450	Q	180	LR	20	40Q20LR18
450	Q	180	L	25	40Q25L18
450	Q	180	R	25	40Q25R18
450	Q	180	LR	25	40Q25LR18
450	Q	180	L	30	40Q30L18
450	Q	180	R	30	40Q30R18
450	Q	180	LR	30	40Q30LR18
450	Q	180	L	40	40Q40L18
450	Q	180	R	40	40Q40R18
450	Q	180	LR	40	40Q40LR18
450	Q	180	L	50	40Q50L18
450	Q	180	R	50	40Q50R18
450	Q	180	LR	50	40Q50LR18
450	Q	180	L	60	40Q60L18
450	Q	180	R	60	40Q60R18
450	Q	180	LR	60	40Q60LR18
450	Q	210	L	5	40Q05L21
450	Q	210	R	5	40Q05R21
450	Q	210	LR	5	40Q05LR21
450	Q	210	L	10	40Q10L21
450	Q	210	R	10	40Q10R21
450	Q	210	LR	10	40Q10LR21
450	Q	210	L	15	40Q15L21
450	Q	210	R	15	40Q15R21
450	Q	210	LR	15	40Q15LR21
450	Q	210	L	20	40Q20L21
450	Q	210	R	20	40Q20R21
450	Q	210	LR	20	40Q20LR21
450	Q	250	L	5	40Q05L25
450	Q	250	R	5	40Q05R25
450	Q	250	LR	5	40Q05LR25

Helical Attachment

Accessories

Mod Express

Engineering /
Mounting Positions

Competitor
Interchange

Renewal Parts

Part Number Index



COMPETITOR INTERCHANGE

Morse Coupled Input 4.50" CENTER DISTANCE

Coupled Input (with base)

Add 40BASE for Tigear-2

Morse Nomenclature					Tigear Equivalent
450	CT	140	L	40	40A40L14
450	CT	140	R	40	40A40R14
450	CT	140	LR	40	40A40LR14
450	CT	140	L	50	40A50L14
450	CT	140	R	50	40A50R14
450	CT	140	LR	50	40A50LR14
450	CT	140	L	60	40A60L14
450	CT	140	R	60	40A60R14
450	CT	140	LR	60	40A60LR14
450	CT	180	L	15	40A15L18
450	CT	180	R	15	40A15R18
450	CT	180	LR	15	40A15LR18
450	CT	180	L	20	40A20L18
450	CT	180	R	20	40A20R18
450	CT	180	LR	20	40A20LR18
450	CT	180	L	25	40A25L18
450	CT	180	R	25	40A25R18
450	CT	180	LR	25	40A25LR18
450	CT	180	L	30	40A30L18
450	CT	180	R	30	40A30R18
450	CT	180	LR	30	40A30LR18
450	CT	180	L	40	40A40L18
450	CT	180	R	40	40A40R18
450	CT	180	LR	40	40A40LR18
450	CT	180	L	50	40A50L18
450	CT	180	R	50	40A50R18
450	CT	180	LR	50	40A50LR18
450	CT	180	L	60	40A60L18
450	CT	180	R	60	40A60R18
450	CT	180	LR	60	40A60LR18
450	CT	210	L	5	40A05L21
450	CT	210	R	5	40A05R21
450	CT	210	LR	5	40A05LR21
450	CT	210	L	10	40A10L21
450	CT	210	R	10	40A10R21
450	CT	210	LR	10	40A10LR21
450	CT	210	L	15	40A15L21
450	CT	210	R	15	40A15R21
450	CT	210	LR	15	40A15LR21
450	CT	210	L	20	40A20L21
450	CT	210	R	20	40A20R21
450	CT	210	LR	20	40A20LR21
450	CT	250	L	5	40A05L25
450	CT	250	R	5	40A05R25
450	CT	250	LR	5	40A05LR25

Coupled Input (without base)

Morse Nomenclature					Tigear Equivalent
450	C	140	L	40	40A40L14
450	C	140	R	40	40A40R14
450	C	140	LR	40	40A40LR14
450	C	140	L	50	40A50L14
450	C	140	R	50	40A50R14
450	C	140	LR	50	40A50LR14
450	C	140	L	60	40A60L14
450	C	140	R	60	40A60R14
450	C	140	LR	60	40A60LR14
450	C	180	L	15	40A15L18
450	C	180	R	15	40A15R18
450	C	180	LR	15	40A15LR18
450	C	180	L	20	40A20L18
450	C	180	R	20	40A20R18
450	C	180	LR	20	40A20LR18
450	C	180	L	25	40A25L18
450	C	180	R	25	40A25R18
450	C	180	LR	25	40A25LR18
450	C	180	L	30	40A30L18
450	C	180	R	30	40A30R18
450	C	180	LR	30	40A30LR18
450	C	180	L	40	40A40L18
450	C	180	R	40	40A40R18
450	C	180	LR	40	40A40LR18
450	C	180	L	50	40A50L18
450	C	180	R	50	40A50R18
450	C	180	LR	50	40A50LR18
450	C	180	L	60	40A60L18
450	C	180	R	60	40A60R18
450	C	180	LR	60	40A60LR18
450	C	210	L	5	40A05L21
450	C	210	R	5	40A05R21
450	C	210	LR	5	40A05LR21
450	C	210	L	10	40A10L21
450	C	210	R	10	40A10R21
450	C	210	LR	10	40A10LR21
450	C	210	L	15	40A15L21
450	C	210	R	15	40A15R21
450	C	210	LR	15	40A15LR21
450	C	210	L	20	40A20L21
450	C	210	R	20	40A20R21
450	C	210	LR	20	40A20LR21
450	C	250	L	5	40A05L25
450	C	250	R	5	40A05R25
450	C	250	LR	5	40A05LR25

Helical Attachment

Accessories

Mod Express

Engineering /
Mounting Positions

Competitor
Interchange

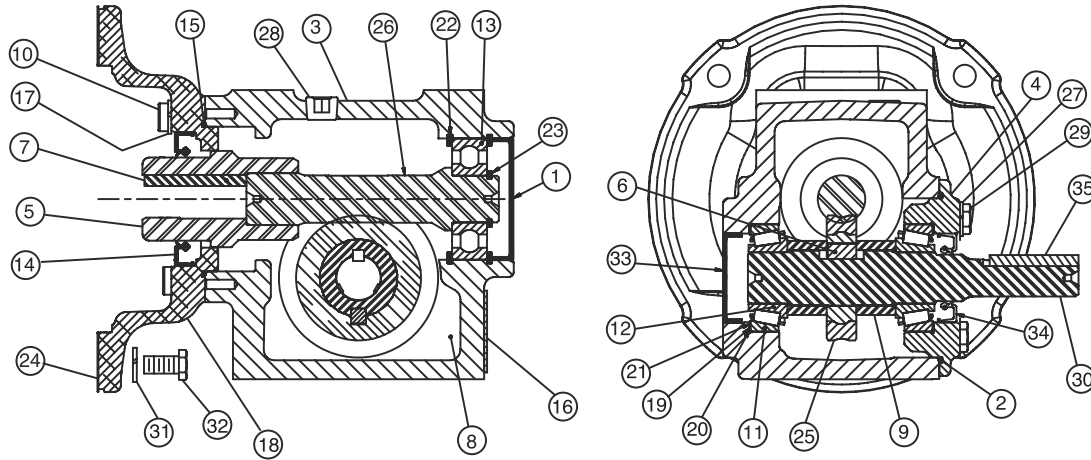
Renewal Parts

Part Number Index



RENEWAL PARTS

Tigear-2 With Quill Input / Solid Output SIZES 13 - 23



Ref No.	Description	Qty	13	15	17	20	23	
			Part Number	Part Number	Part Number	Part Number	Part Number	
1	Input Bore Plug	1	335603		335600 (1)		335601 (1)	
2	O-Ring	1	336366		335508	276355	334312	
3	Tig2 Solid Gearcase	1	333210	333211	335677 (1)	335678 (1)	335874 (1)	
4	T2 133 & 150 Solid Brg Hsg	1	333265		333266	333267	333268	
5	Quill Cplg 150 56C #	1	-	-	-	-	-	
6	Gear Key	1	333650	333661	333666	333671	333686	
7	Driv-Lok Key 56-140	1	333698		333667		333698	
	Driv-Lok Key 180TC	1	-	-	-	-	333707	
	Driv-Lok Key 210TC	1	-	-	-	-	-	
	Driv-Lok Key 250TC	1	-	-	-	-	-	
8	Tigear-2 Lubricant	1	334863					
9	Solid Spacer	2	333725	333726	333727	333728	333729	
10	Socket Head Cap Scr GR8	4	333801					51492
	Sckt Hd Cap Scr 180-210-250	4	-	-	-	-	51492	
11-12	Bearing Cup/Cone Assm	2	335337		641162601C	641164201A		
13	Ball Bearing	1	334218		334219		334220	
14	Input Seal T2 56-140	1	334274					334276
	Input Seal T2 180-210-250	1	-	-	-	-	334276	
15	"O-Ring, Nitrile"	1	334301					276355
16	Tigear-2 Nameplate	1	334305					
17	Med Lockwasher	4	419010					275803

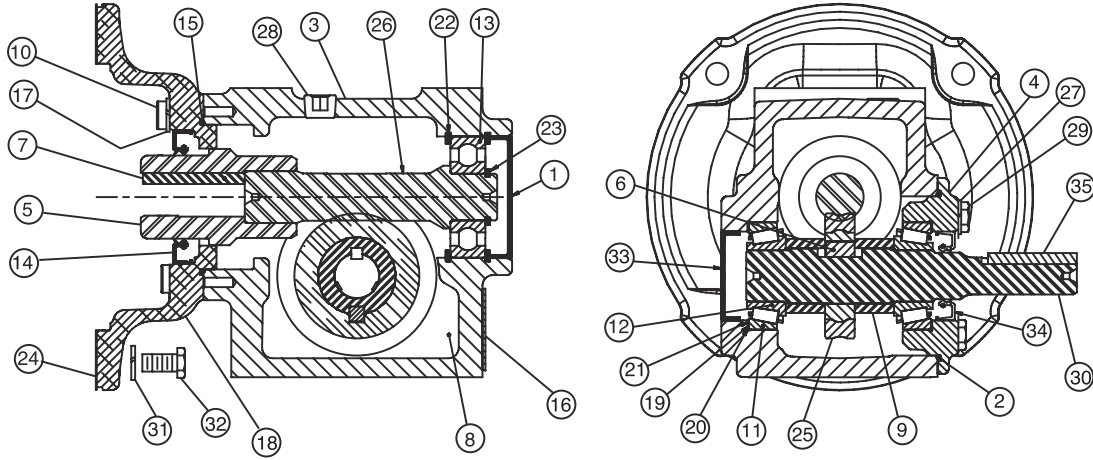
Contact Dodge renewal parts.

(1) Dodge changed the gearcase end to be enclosed instead of having an input bore plug. For units built before the change, use the input bore plug part number shown. When replacing original gearcase, order current gearcase.



RENEWAL PARTS

Tigear-2 With Quill Input / Solid Output SIZES 13 - 23



Ref No.	Description	Qty	13	15	17	20	23
			Part Number	Part Number	Part Number	Part Number	Part Number
18	Motor Adapter T2 56-140	1	333228				335733
	Motor Adapter 180	1	-	-	-	-	334681
19-21	Shim Kit	1	641164246E		41162333A	641162333B	
22	Internal Ret Ring	2	411637-02-AV		58256		411637-01-A
23	External Ret Ring	1	411637-02-E		411637-02-AY		411637-02-N
24	56/140 M/A. Gasket	1	602028-43-F				
	Mtr Adpt Gskt 180-210-250	1	-	-	-	-	276335
25	Tig2 Solid Gear #	1	-	-	-	-	-
26	Tig2 Wormshaft #	1	-	-	-	-	-
27	Med Lockwasher	4	419009		419010		275803
28	Pipe Plug 1/4" Soc.	2	411647-34-B				
29	Hex Head Cap Screw GR5	4	51302		411405		051929
30	Solid O/P Sht-Single Extn	1	333604	333605	333606	333607	333608
31	Lock Washer 56-140	4	275803				
	Lock Washer 180-210	4	-	-	-	-	-
32	Hex Hd Cap Scr Mtr 56-140	4	051929				
	Hex Hd Cap Scr Mtr 180-210	4	-	-	-	-	411631-58-X
	Hex Hd Cap Scr Mtr 250	4	-	-	-	-	-
33	Output Bore Plug	1	335605		335606	335608	
34	Tig2 Seal, Output	1	334271		334272	334273	
35	Key	1	333665	333660	333665	333827	333685

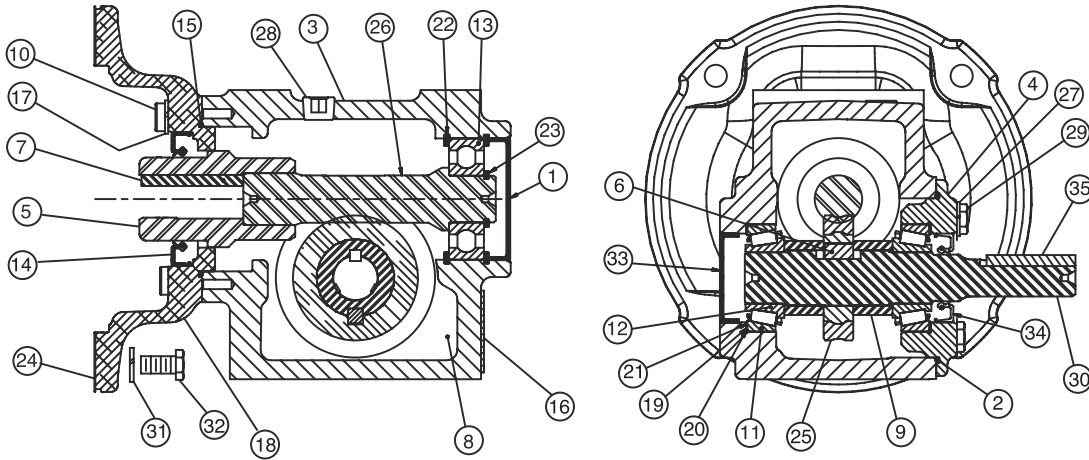
Contact Dodge renewal parts.

(1) Dodge changed the gearcase end to be enclosed instead of having an input bore plug. For units built before the change, use the input bore plug part number shown. When replacing original gearcase, order current gearcase.



RENEWAL PARTS

Tigear-2 With Quill Input / Solid Output SIZES 26 - 47



Ref No.	Description	Qty	26	30	35	40	47	
			Part Number	Part Number	Part Number	Part Number	Part Number	
1	Input Bore Plug	1	335609 (2)	335602	335604 (2)	335610	335613	
2	O-Ring	1	454787	276357	336367	334313	334315	
3	Tig2 Solid Gearcase	1	335680 (2)	333216	335692 (2)	334506	334576	
4	T2 133 & 150 Solid Brg Hsg	1	333269	333270	333271	334510	334580	
5	Quill Cplg 150 56C #	1	-	-	-	-	-	
6	Gear Key	1	333696	333706	333775	334564	334624	
7	Driv-Lok Key 56-140	1	333698		333715	334557	-	
	Driv-Lok Key 180TC	1	333707			334558		
	Driv-Lok Key 210TC	1	-	-	333721	334559		
	Driv-Lok Key 250TC	1	-	-	-	334560		
8	Tigear-2 Lubricant	1			334862			
9	Solid Spacer	2	333730	333731	333732	334565	334625	
10	Socket Head Cap Scr GR8	4	51492		051929	51952	-	
	Sckt Hd Cap Scr 180-210-250	4	51492			246451		
11-12	Bearing Cup/Cone Assy	0 or 2	641162601A	335338	-	335340	335344	
11	Bearing Cup	0 or 2	-	-	411626-06-F	-	-	
12	Bearing Cone	0 or 2	-	-	411626-05-F	-	-	
13	Ball Bearing	1	334221	334222	334223	334224	334225	
14	Input Seal T2 56-140	1	334276					
	Input Seal T2 180-210-250	1	334276			334279		
15	"O-Ring, Nitrile"	1	276355			334302		
16	Tigear-2 Nameplate	1	334305					
17	Med Lockwasher 56-140	4	275803					275855
	Med Lockwasher 180-210-250	4	275803		275853	275855		

Contact Dodge renewal parts.

(1) 250TC adpt plate bolts onto 180-210 motor adapter 335739

(2) Dodge changed the gearcase end to be enclosed instead of having an input bore plug. For units built before the change, use the input bore plug part number shown.

When replacing original gearcase, order current gearcase.

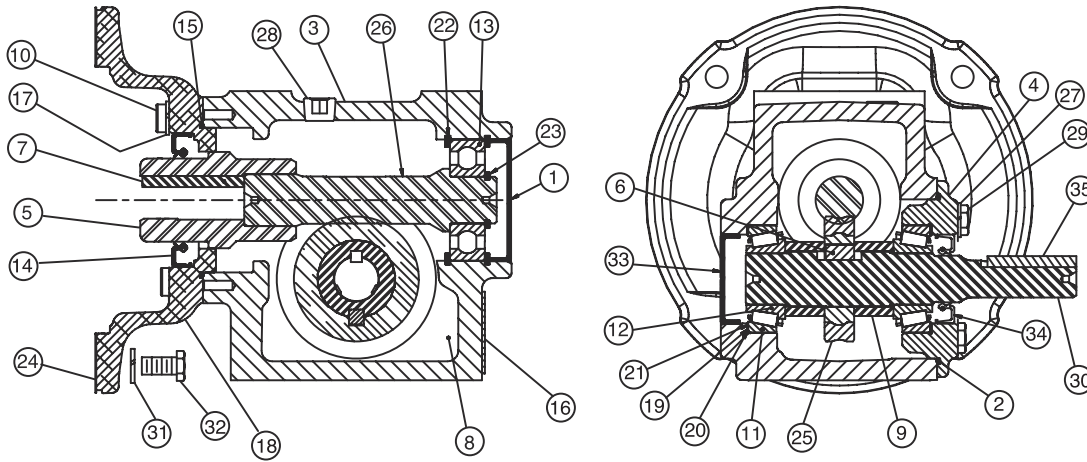
(3) 250TC frame takes quantity 2.

FEATURES/BENEFITS PAGE 2	SPECIFICATION PAGE 8	NOMENCLATURE PAGE 9	RATINGS/DIMENSIONS PAGE 16
-----------------------------	-------------------------	------------------------	-------------------------------



RENEWAL PARTS

Tigear-2 With Quill Input / Solid Output SIZES 26 - 47



Ref No.	Description	Qty	26	30	35	40	47
			Part Number	Part Number	Part Number	Part Number	Part Number
18	Motor Adapter T2 56-140	1	335733		335737		-
	Motor Adapter 180	1	334681		335739		-
	Motor Adpt Plt 250 TC (1)	1	-	-	-	334570	
19-21	Shim Kit	1	641162333B	335330	641162333C	335331	335336
22	Internal Ret Ring	2	278715	411637-02-AC	278717	051334	051335
23	External Ret Ring	1	411637-02-AP	411637-02-AR	411637-02-BA	334404	333933
24	56/140 M/A. Gasket	1	602028-43-F				-
	Mtr Adpt Gskt 180-210-250 (3)	1	276335				-
25	Tig2 Solid Gear #	1	-	-	-	-	-
26	Tig2 Wormshaft #	1	-	-	-	-	-
27	Med Lockwasher	4	275803	275855		419036	
28	Pipe Plug 1/4" Soc.	2	411647-34-B				-
29	Hex Head Cap Screw GR5	4	051929	51952		411483	032018016EJ
30	Solid O/P Shaft-Single Extn	1	333609	333610	333611	334554	334619
31	Lockwasher 56-140	4	275803		275855	275803	-
	Lockwasher 180-210	4	275803		275855	275853	
32	Hex Hd Cap Scr Mtr 56-140	4	51952		-	051929	-
	Hex Hd Cap Scr Mtr 180-210	4	411631-58-X		-	334900	
	Hex Hd Cap Scr Mtr 250	4	-	-	-	334901	
33	Output Bore Plug	1	335608	335607	335614	335611	335612
34	Tig2 Seal, Output	1	334273	334274	334275	334277	334278
35	Key	1	333695	333705	333716	333829	

Contact Dodge renewal parts.

- (1) 250TC adpt plate bolts onto 180-210 motor adapter 335739
- (2) Dodge changed the gearcase end to be enclosed instead of having an input bore plug. For units built before the change, use the input bore plug part number shown. When replacing original gearcase, order current gearcase.
- (3) 250TC frame takes quantity 2.

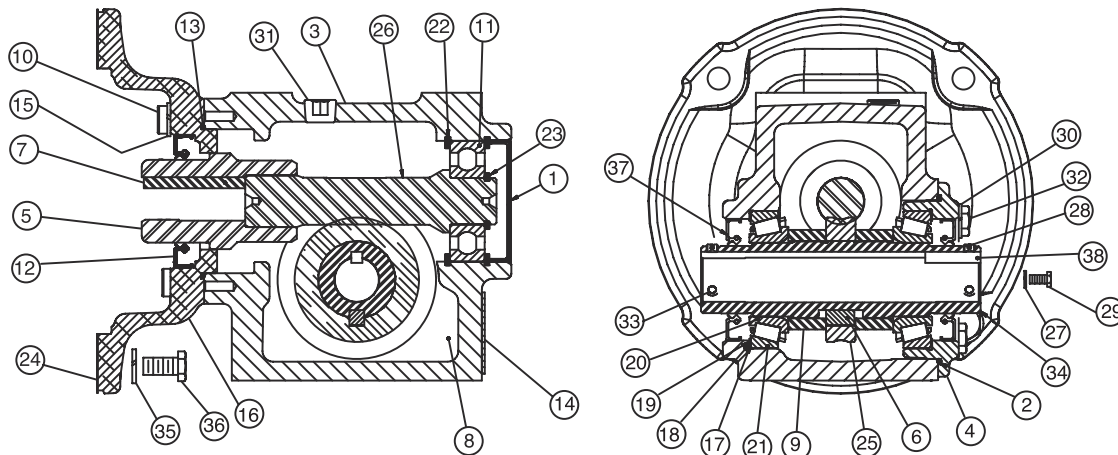
FEATURES/BENEFITS PAGE 2	SPECIFICATION PAGE 8	NOMENCLATURE PAGE 9	RATINGS/DIMENSIONS PAGE 16
-----------------------------	-------------------------	------------------------	-------------------------------



RENEWAL PARTS

Tigear-2 With Quill Input / Hollow Output

SIZES 13 - 23



Ref No	Description	Qty	13	15	17	20	23
			Part Number	Part Number	Part Number	Part Number	Part Number
1	Input Bore Plug	1	335603		335600 (1)	335600 (1)	335601 (1)
2	O-Ring	1	336366		335508	276355	334312
3	Tig2 Solid Gearcase	1	333218	333219	335697 (1)	335698 (1)	335877 (1)
4	T2 Hollow Brg Housing	1	333281		333282	333283	333284
5	Quill Cplg 150 56C #	1	-	-	-	-	-
6	Gear Key	1	333650		333666	333671	333686
7	Driv-Lok Key 56-140	1	333698		333667		333698
	Driv-Lok Key 180TC	1	-	-	-	-	333707
	Driv-Lok Key 210TC	1	-	-	-	-	-
	Driv-Lok Key 250TC	1	-	-	-	-	-
8	Tigear-2 Lubricant	1			334863		
9	Tig2 Hollw O/P Spacer	2	333733	333734	333735	333736	333737
10	Socket Head Cap Scr GR8	4		333801			51492
	Sckt Hd Cap Scr 180-210-250	4	-	-	-	-	51492
11	Ball Bearing	1	334218		334219		334220
12	Input Seal T2 56-140	1		334274			334276
	Input Seal T2 180-210-250	1	-	-	-	-	334276
13	"O-Ring, Nitrile"	1		334301			276355
14	Tigear-2 Nameplate	1			334305		
15	Med Lockwasher	4		419010			275803
16	Motor Adapter T2 56-140	1		333228			335733
	Motor Adapter, 180	1	-	-	-	-	334681
17-19	Shim Kit	1	641162333B		335330	641162333C	335331

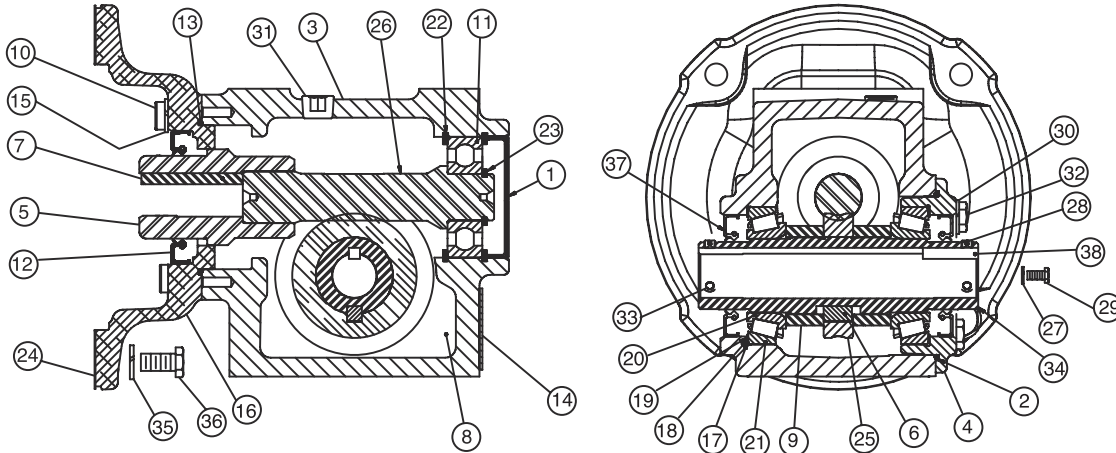
Contact Dodge renewal parts.

(1) Dodge changed the gearcase end to be enclosed instead of having an input bore plug. For units built before the change, use the input bore plug part number shown. When replacing original gearcase, order current gearcase.



RENEWAL PARTS

Tigear-2 With Quill Input / Hollow Output SIZES 13 - 23



Ref No	Description	Qty	13	15	17	20	23
			Part Number	Part Number	Part Number	Part Number	Part Number
20-21	Bearing Cup/Cone Assy	2	641162601A		335338	335339	335340
22	Internal Ret Ring	2	411637-02-AV		58256		411637-01-A
23	External Ret Ring	1	411637-02-E		411637-02-AY		411637-02-N
24	56/140 M/A Gasket	1	602028-43-F				
	Mtr Adpt Gskt 180-210-250	1	-	-	-	-	276335
25	Tig2 Hollow Gear #	1	-	-	-	-	-
26	Tig2 Wormshaft #	1	-	-	-	-	-
27	Med Lockwasher	2	419007				419009
28	Set Screw	2	400140				
29	Hex Head Cap Screw	2	58270		333800		51302
30	Med Lockwasher	4	419009		419010		275803
31	Pipe Plug 1/4" Soc.	2	411647-34-B				
32	Hex Head Cap Screw	4	51302		411405		051929
33	Set Screw	2	275953				
34	Tig2 Hollow O/P Shaft	1	333629		333631	334789	333633
35	Lockwasher 56-140	4	275803				
	Lockwasher 180-210	4	-	-	-	-	275803
36	Hex Head Cap Scr Mtr 56-140	4	051929				
	Hex Head Cap Scr Mtr 180-210	4	-	-	-	-	411631-58-X
	Hex Head Cap Scr Mtr 250	4	-	-	-	-	-
37	Seal Tigear-2, Output	1	334273		334274	334276	334277
38	Output Key	1	333831		334897	333827	333687

(1) Dodge changed the gearcase end to be enclosed instead of having an input bore plug. For units built before the change, use the input bore plug part number shown. When replacing original gearcase, order current gearcase.

Helical Attachment

Accessories

Mod Express

Engineering /
Mounting Positions

Competitor
Interchange

Renewal Parts

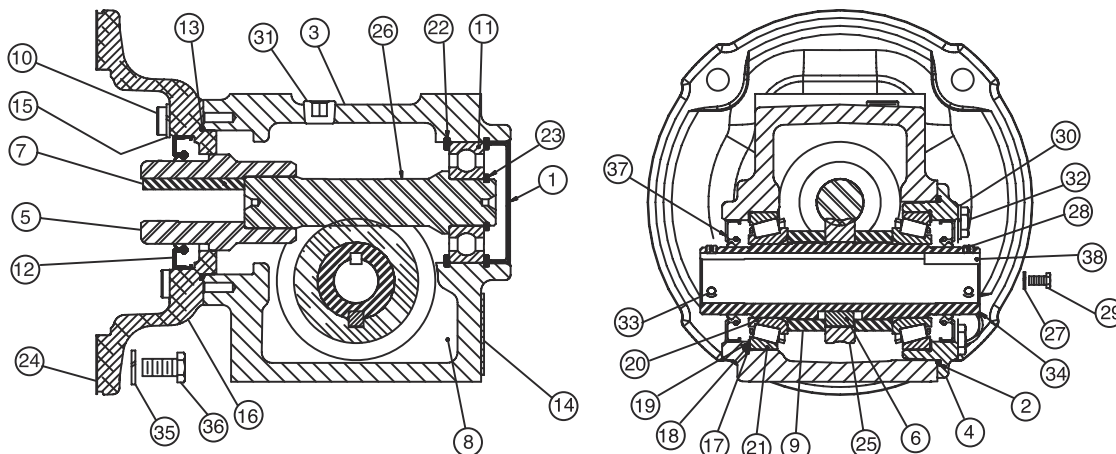
Part Number Index



RENEWAL PARTS

Tigear-2 With Quill Input / Hollow Output

SIZES 26 - 47



Ref No	Description	Qty	26	30	35	40	47
			Part Number	Part Number	Part Number	Part Number	Part Number
1	Input Bore Plug	1	335609 (1)	335602	335604 (1)	335610	335613
2	O-Ring	1	454787	276357	336367	334313	334315
3	Tig2 Solid Gearcase	1	335700 (1)	333224	335702 (1)	334507	334577
4	T2 133 & 150 56C #	1	333285	333286	333287	334512	334582
5	Quill Cplg 150 56C #	1	-	-	-	-	-
6	Gear Key	1	333670	333712	333717	334564	334624
7	Driv-Lok Key 56-140	1	333698		333715	334557	-
	Driv-Lok Key 180TC	1	333707			334558	
	Driv-Lok Key 210TC	1	-	-	333721	334559	
	Driv-Lok Key 250TC	1	-	-	-	334560	
8	Tigear-2 Lubricant	1	334862				
9	Solid Spacer	2	333738	333739	333740	334565	334625
	Socket Head Cap Scr 56-140	4	51492		51952		-
10	Socket Hd Cap Scr 180-210-250	4	51492		276451		
11	Ball Bearing	1	334221	334222	334223	334224	334225
12	Input Seal T2 56-140	1	334276				-
	Input Seal T2 180-210-250	1	334276		334279		
13	"O-Ring, Nitrile"	1	276355		334302		
14	Tigear-2 Nameplate	1	334305				
15	Med Lockwasher 56-140	4	275803		275855		
	Med Lockwasher 180-210-250	4	275803		275855		
16	Motor Adapter T2 56-140	1	335733		335737		-
	Motor Adapter, 180	1	334681		335739		
	Motor Adpt Plate 250 TC (1)	1	-	-	-	334570	
17-19	Shim Kit	1	335332	335333		335334	335335

Contact Dodge renewal parts.

(1) 250TC adpt plate bolts onto 180-210 motor adapter 335739

(2) Dodge changed the gearcase end to be enclosed instead of having an input bore plug. For units built before the change, use the input bore plug part number shown. When replacing original gearcase, order current gearcase.

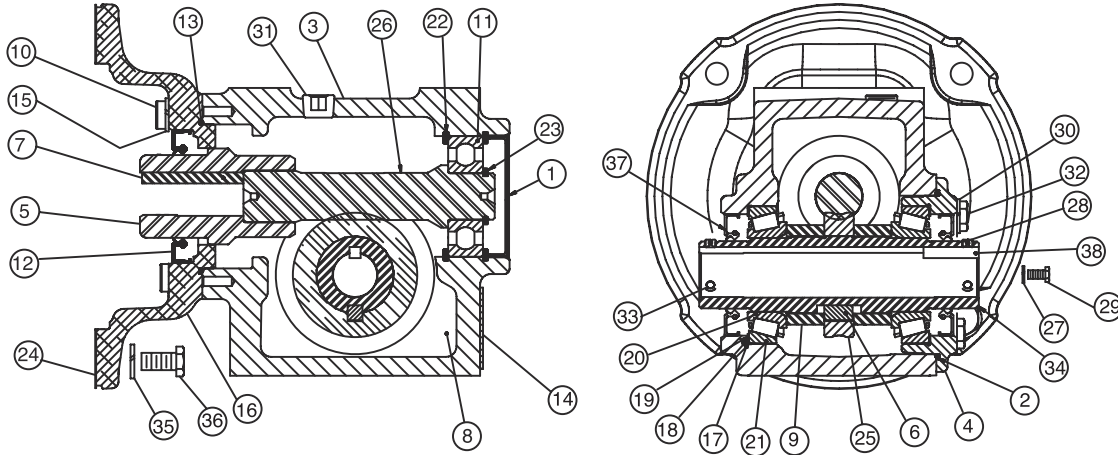
(3) 250TC frame takes quantity 2.

FEATURES/BENEFITS PAGE 2	SPECIFICATION PAGE 8	NOMENCLATURE PAGE 9	RATINGS/DIMENSIONS PAGE 16
-----------------------------	-------------------------	------------------------	-------------------------------



RENEWAL PARTS

Tigear-2 With Quill Input / Hollow Output SIZES 26 - 47



Ref No	Description	Qty	26	30	35	40	47
			Part Number	Part Number	Part Number	Part Number	Part Number
20-21	Bearing Cup/Cone Assy	0 or 2	41162601BJ	335341		335342	335343
20	Bearing Cone	0 or 2	-	-	-	-	-
21	Bearing Cup	0 or 2	-	-	-	-	-
22	Internal Ret Ring	2	278715	411637-02-AC	278717	051334	051335
23	External Ret Ring	1	411637-02-AP	411637-02-AR	411637-02-BA	334404	333933
24	56/140 M/A Gasket	1	602028-43-F				-
	Mtr Adpt Gskt 180-210-250 (3)	1	276335				-
25	Tig2 Solid Gear #	1	-	-	-	-	-
26	Tig2 Wormshaft #	1	-	-	-	-	-
27	Med Lockwasher	2	419009				-
28	Set Screw	2	400140				275953
29	Hex Head Cap Screw	2	51302	53204	411396		411402
30	Med Lockwasher	4	275803	275855		419036	
31	Pipe Plug 1/4" Soc.	2	411647-34-B				-
32	Hex Head Cap Screw	4	051929	51952		411483	032018016EJ
33	Set Screw	1	275962	275954			333805
34	Solid O/P Shaft-Single Extn	1	333634	333635	333636	334556	334621
35	Lockwasher 56-140	4	275803				-
	Lockwasher 180-210	4	275803		275853		
36	Hex Hd Cap Scr Mtr 56-140	4	051929			-	-
	Hex Hd Cap Scr Mtr 180-210	4	411631-58-X			334900	
	Hex Hd Cap Scr Mtr 250	4	-	-	-	334901	
37	Tig2 Seal, Output	1	334278	334279		334280	904286
38	Key	1	333687	333709		334563	

Contact Dodge renewal parts.

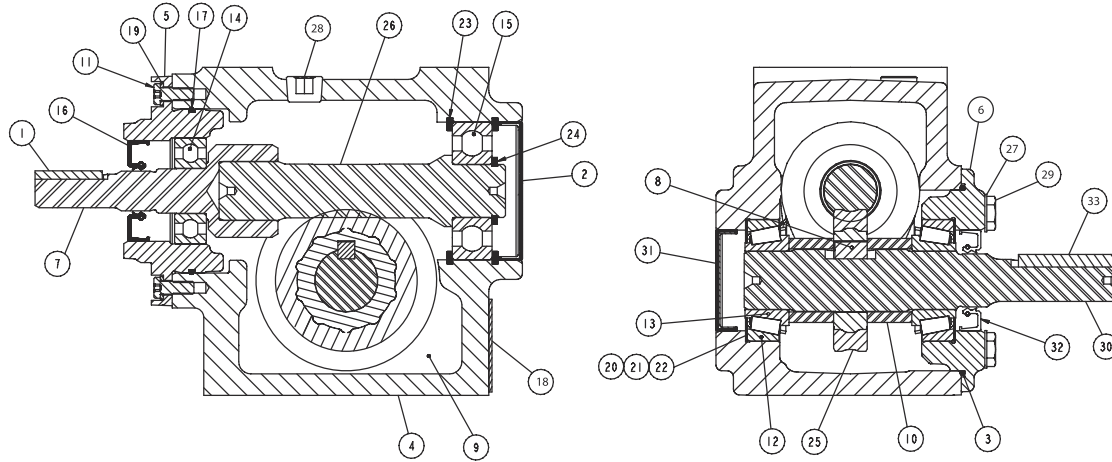
- (1) 250TC adpt plate bolts onto 180-210 motor adapter 335739
- (2) Dodge changed the gearcase end to be enclosed instead of having an input bore plug. For units built before the change, use the input bore plug part number shown. When replacing original gearcase, order current gearcase.
- (3) 250TC frame takes quantity 2.

FEATURES/BENEFITS PAGE 2	SPECIFICATION PAGE 8	NOMENCLATURE PAGE 9	RATINGS/DIMENSIONS PAGE 16
-----------------------------	-------------------------	------------------------	-------------------------------



RENEWAL PARTS

Tigear-2 With Separate Input / Solid Output SIZES 13 - 23



Ref No	Description	Qty	13	15	17	20	23	
			Part Number	Part Number	Part Number	Part Number	Part Number	
1	Input Key	1	333830		333831			
2	I/P Ribbed B/P	1	335603			335600 (5)		335601 (5)
3	O-Ring	1	336366		335508	276355	334312	
4	Tig2 Solid Gearcase	1	333210	333211	335687 (5)	335688 (5)		335875 (5)
5	T2 I/P Brg Carrier	1	333245		333246			333249
6	T2 Solid Brg Hsg	1	333265		333266	333267		333268
7	Tig2 Input Coupling Adapter	1	(3)	(3)	(3)	(3)	(3)	
8	Solid Gear Key	1	333650	333661	333666	333671	333686	
9	Tigear-2 Lubricant	1	334863				334862	
10	Solid Spacer	2	333725	333726	333727	333728	333729	
11	LHHCS Plain	2	333808				333807	
12-13	Bearing Cup/Cone Assm	2	335337		641162601C	641162601A		
14	Ball Bearing	1	334211		334212		334213	
15	Ball Bearing	1	334218		334219		334220	
16	Tig2 Input Seal	1	334270		334271		334272	
17	O-Ring, Nitrile	1	334300				334303	
18	Tigear-2 Nameplate	1	334305					
19	Med Lockwasher	2	419007				419009	
20-22	Shim Kit	1	41164246E		41162333A	6411623338		
23	Internal Ret Ring	2	411637-02-AV		58256		411637-01-A	
24	External Ret Ring	1	641163702E		411637-02-AY		411637-02-N	
25	Solid Gear (4)	1	-	-	-	-	-	
26	Wormshaft (4)	1	-	-	-	-	-	
27	Pipe Plug 1/4" Soc. (1)	2	411647-34-B					
28	Med Lockwasher	4	419009		419010		275803	
29	Hex Head Cap Screw	4	51302		411405		051929	
30	O/P Shaft, Single Extn	1	333604	333605	333606	333607	333608	
31	O/P Ribbed Bore Plug	1	333605		335606	335608		
32	Tig2 Seal, Output	1	334271		334272	334273		
33	Key, Output	1	333665	333660	333665	333827	333685	

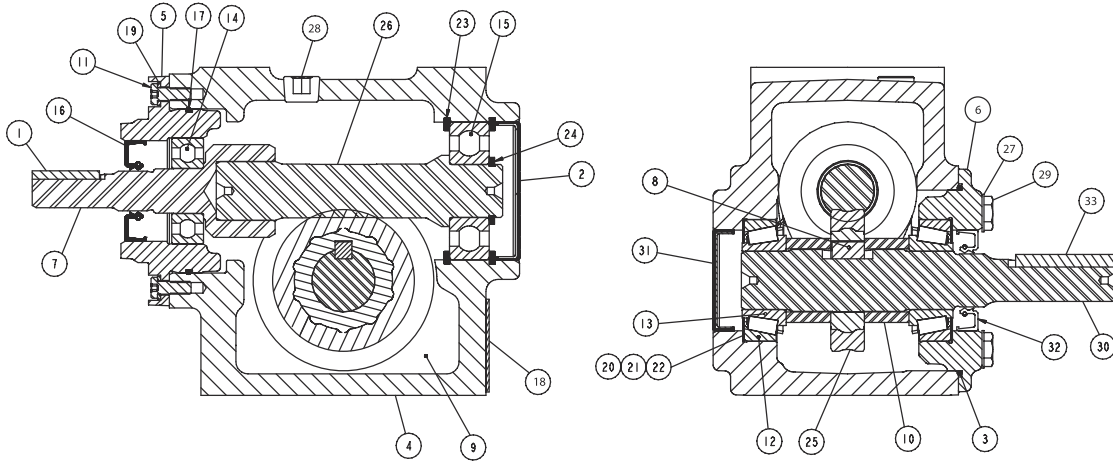
- (1) Size 40 & 47 uses qty 1.
- (2) Size 47 requires 266 oz. of lube. Order qty 2 (gal.) **334862** & qty 1 (qt.) **334863**
- (3) Input coupling adapter is assembled to wormshaft. Contact Dodge renewal parts.
- (4) Contact Dodge renewal parts.
- (5) Dodge changed the gearcase end to be enclosed instead of having an input bore plug. For units built before this change, use the input bore plug part number shown. When replacing original gearcase, order current gearcase.

FEATURES/BENEFITS PAGE 2	SPECIFICATION PAGE 8	NOMENCLATURE PAGE 9	RATINGS/DIMENSIONS PAGE 16
-----------------------------	-------------------------	------------------------	-------------------------------



RENEWAL PARTS

Tigear-2 With Separate Input / Solid Output SIZES 26 - 47



Ref No	Description	Qty	26	30	35	40	47	
			Part Number	Part Number	Part Number	Part Number	Part Number	
1	Input Key	1	333831		333826	334561		
2	I/P Ribbed B/P	1	335609 (5)	335602 (5)	335604 (5)	335610	335613	
3	O-Ring	1	454787	276357	336367	334313	334315	
4	Tig2 Solid Gearcase	1	335690 (5)	335895 (5)	335692 (5)	334506	334576	
5	T2 I/P Brg Carrier	1	333249	333250	333253	334508		
6	T2 Solid Brg Hsg	1	333269	333270	333271	334510	334580	
7	Tig2 Input Coupling Adapter	1	(3)	(3)	(3)	(3)	(3)	
8	Solid Gear Key	1	333696	333706	333775	334564	334624	
9	Tigear-2 Lubricant	1	334862				334862 (2)	
10	Solid Spacer	2	333730	333731	333732	334565	334625	
11	LHCS Plain	2	333807					
12-13	Bearing Cup/Cone Assm	2	641162601A	335338	-	335340	335344	
12	Bearing Cone	2	-	-	411626-05-F	-	-	
13	Bearing Cup	2	-	-	411626-06-F	-	-	
14	Ball Bearing	1	334213	334214	334215	334216		
15	Ball Bearing	1	334221	334222	334223	334224	334225	
16	Tig2 Input Seal	1	334272			334274		
17	O-Ring, Nitrile	1	334303		334314			
18	Tigear-2 Nameplate	1	334305					
19	Med Lockwasher	2	419009					
20-22	Shim Kit	1	641162333B	335330	641162333C	335331	335336	
23	Internal Retaining Ring	2	278715	411637-02-AC	278717	051334	051335	
24	External Retaining Ring	1	411637-02-AP	641163702AR	411637-02-BA	334404	333933	
25	Solid Gear (4)	1	-	-	-	-	-	
26	Wormshaft (4)	1	-	-	-	-	-	
27	Pipe Plug 1/4" SOC. (1)	2	411647-34-B					
28	Med Lockwasher	4	275803	275855		419036		
29	Hex Head Cap Screw	4	051929	51952		411483	032018016EJ	
30	O/P Shaft, Single Extn	1	333609	333610	333611	334554	334619	
31	O/P Ribbed Bore Plug	1	335608	335607	335614	335611	335612	
32	Tig2 Seal, Output	1	334273	334274	334275	334277	334278	
33	Key, Output	1	333695	333705	333716	333829		

(1) Size 40 & 47 uses qty 1.

(2) Size 47 requires 266 oz. of lube. Order qty 2 (gal.) **334862** & qty 1 (qt.) **334863**

(3) Input coupling adapter is assembled to wormshaft. Contact dodge renewal parts.

(4) Contact Dodge renewal parts.

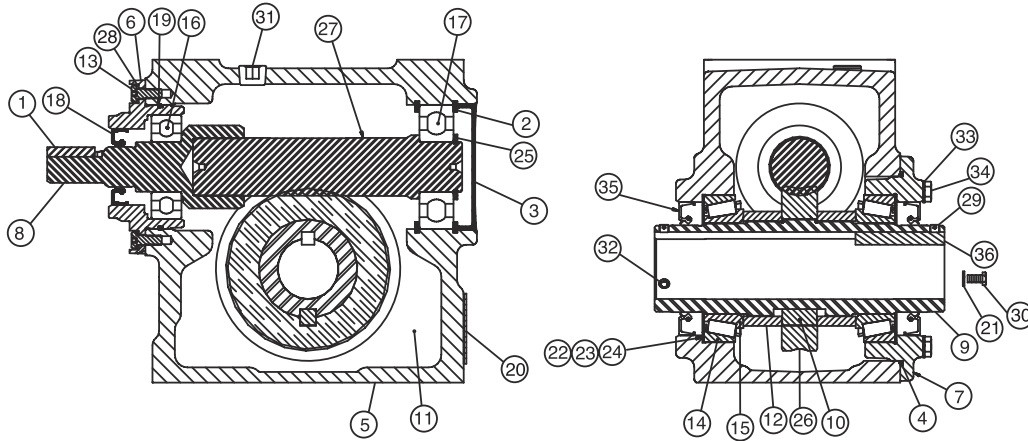
(5) Dodge changed the gearcase end to be enclosed instead of having an input bore plug. For units built before this change, use the input bore plug part number shown. When replacing original gearcase, order current gearcase.

FEATURES/BENEFITS PAGE 2	SPECIFICATION PAGE 8	NOMENCLATURE PAGE 9	RATINGS/DIMENSIONS PAGE 16
-----------------------------	-------------------------	------------------------	-------------------------------



RENEWAL PARTS

Tigear-2 With Separate Input / Hollow Output SIZES 13 - 23



Ref No	Description	Qty	13	15	17	20	23	
			Part Number	Part Number	Part Number	Part Number	Part Number	
1	Input Key	1	333830		333831			
2	Internal Ret Ring	2	411637-02-AV				58256	411637-01-A
3	I/P Ribbed Bore Plug	1	335603		335600 (3)		335601 (3)	
4	O-Ring	1	336366		335508	276355	334312	
5	Tig2 Hollow Gearcase	1	333218	333219	335697 (3)	335698 (3)		
6	T2 I/P Brg Carrier	1	333245			333246		
7	T2 Hollow Brg Housing	1	333281			333282	333283	
8	Tig2 Sep Input Cplg	1	(2)	(2)	(2)	(2)	(2)	
9	Hollow Output Shaft	1	333629		333631	334789	333633	
10	H/O Gear Key	1	333650		333666	333671	333686	
11	Tigear-2 Lubricant	1	334863					
12	Hollow O/P Spacer	2	333733	333734	333735	333736	333737	
13	LHHCS Plain	2	333808				333807	
14-15	Bearing Cup/Cone Assm	2	641162601A		335338	335339	335340	
16	Ball Bearing	1	334211			334212 (4)		
17	Ball Bearing	1	334218		334219		334220	
18	Input Seal	1	334270			334271		
19	O-Ring, Nitrile	1	334300				334303	
20	Tigear-2 Nameplate	1	334305					
21	Med Lockwasher	2	419007				419009	
22-24	Shim Kit	1	641162333B		335330	641162333C	335331	
25	External Ret Ring	1	641163702E		411637-02-AY		411637-02-N	
26	Wormshaft (1)	1	-	-	-	-	-	
27	Worm Gear	1	-	-	-	-	-	
28	Med Lockwasher	2	419007				419009	
29	Set Screw	2	400140					
30	Hex Head Cap Screw	2	58270		333800		51302	
31	Pipe Plug 1/4" Soc.	2	411647-34-B					
32	Set Screw	4	275953					
33	Med Lockwasher	4	419009		419010		275803	
34	Hex Head Cap Screw	4	51302		411405		051929	
35	Output Seal T2	2	334273		334274	334276	334277	
36	Key, Output	1	333831		334897	333827	333687	

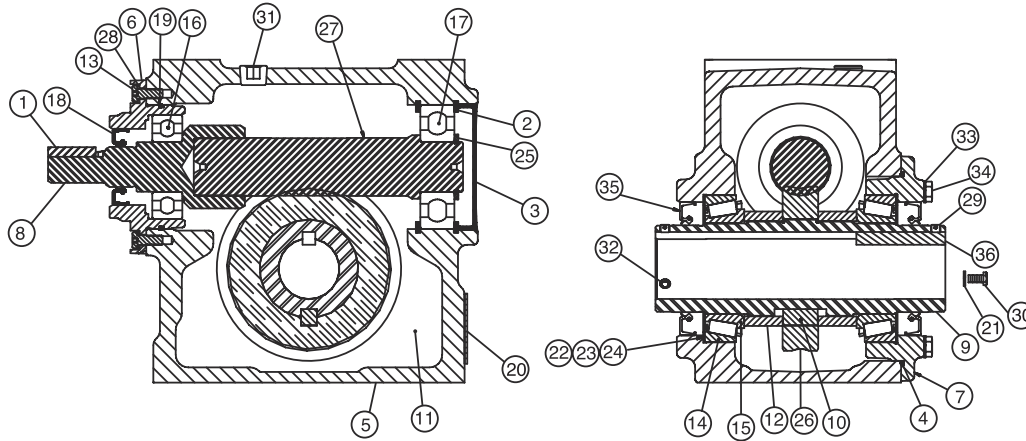
- (1) Contact Dodge renewal parts.
- (2) Input coupling adapter is assembled to wormshaft. Contact Dodge renewal parts.
- (3) Dodge changed the gearcase end to be enclosed instead of having an input bore plug. For units built before this change, use the input bore plug part number shown. When placing original gearcase, order current gearcase.
- (4) Original bearing. For bearing on units built after September 8, 2015, contact Dodge renewal parts.

FEATURES/BENEFITS PAGE 2	SPECIFICATION PAGE 8	NOMENCLATURE PAGE 9	RATINGS/DIMENSIONS PAGE 16
-----------------------------	-------------------------	------------------------	-------------------------------



RENEWAL PARTS

Tigear-2 With Separate Input / Hollow Output SIZES 26 - 47



Ref No	Description	Qty	26	30	35	40	47	
			Part Number	Part Number	Part Number	Part Number	Part Number	
1	Input Key	1	333831		333826	334561		
2	Internal Retaining Ring	2	278715	411637-02-AC	278717	051334	051335	
3	I/P Ribbed Bore Plug	1	335609 (3)	335602	335604 (3)	335610	335613	
4	O-Ring	1	454787	276357	336367	334313	334315	
5	Tig2 Hollow Gearcase	1	335700 (3)	333224	335702 (3)	334507	334577	
6	T2 I/P Brg Carrier	1	333249	333250	333253	334508		
7	T2 Hollow Brg Housing	1	333285	333286	333287	334512	334582	
8	Tig2 Sep Input Cplg	1	(2)	(2)	(2)	(2)	(2)	
9	Hollow Output Shaft	1	333634	333635	333636	334556	334621	
10	H/O Gear Key	1	333670	333712	333717	334564	334624	
11	Tigear-2 Lubricant	1					334862	
12	Hollow O/P Spacer	2	333738	333739	333740	334566	334626	
13	LHHCS Plain	2					333807	
14-15	Bearing Cup/Cone Assm	2	411626018J	335341		335342	335343	
16	Ball Bearing	1	334213 (4)	334214	334215	334216		
17	Ball Bearing	1	334221	334222	334223	334224	334225	
18	Input Seal	1	334272			334274		
19	O-Ring, Nitrile	1	334303		334314			
20	Tigear-2 Nameplate	1					334305	
21	Med Lockwasher	2					419009	
22-24	Shim Kit	1	335332	335333		335334	335335	
25	External Retaining Ring	1	411637-02-AP	641163702AR	411637-02-BA	334404	333933	
26	Wormshaft (4)	1	-	-	-	-	-	
27	Worm Gear (4)	1	-	-	-	-	-	
28	Med Lockwasher	2					419009	
29	Set Screw	2					400140	
30	Hex Head Cap Screw	2	51302	53204	411396		275953	
31	Pipe Plug 1/4" Soc.	2					411647-34-B	
32	Set Screw	4	275962	275954		333805		
33	Med Lockwasher	4	275803	275855		419036		
34	Hex Head Cap Screw	4	051929	51952		032018016EJ		
35	Output Seal T2	2	334278	334279		334280	904286	
36	Key, Output	1	333687	333709		334563	334623	

(1) Contact Dodge renewal parts.

(2) Input coupling adapter is assembled to wormshaft. Contact Dodge renewal parts.

(3) Dodge changed the gearcase end to be enclosed instead of having an input bore plug. For units built before this change, use the input bore plug part number shown. When placing original gearcase, order current gearcase.

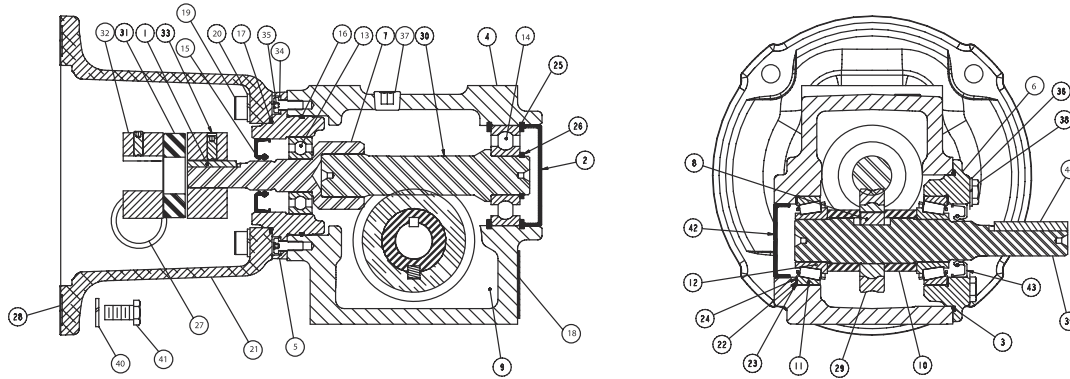
(4) Original bearing. For bearing on units built after September 8, 2015, contact Dodge renewal parts.

FEATURES/BENEFITS PAGE 2	SPECIFICATION PAGE 8	NOMENCLATURE PAGE 9	RATINGS/DIMENSIONS PAGE 16
-----------------------------	-------------------------	------------------------	-------------------------------



RENEWAL PARTS

Tigear-2 With 3-Piece Coupled Input / Solid Output SIZES 13 - 23



Ref No	Description	Qty	13	15	17	20	23	
			Part Number	Part Number	Part Number	Part Number	Part Number	
1	Input Key	1	333831					
2	I/P Bore Plug	1	335603	335600 (3)			335601 (3)	
3	O-Ring	1	336366	335508	276355	334312		
4	Tig2 Solid Gearcase	1	333210	333211	335687 (3)	335688 (3)	335875 (3)	
5	T2 I/P Brg Carrier	1	333245		333246		333249	
6	T2 Solid Brg Hsg	1	333265		333266	333267	333268	
7	Tig2 Input Coupling Adapter	1	(1)	(1)	(1)	(1)	(1)	
8	Solid Gear Key	1	333650	333661	333666	333671	333686	
9	Tigear-2 Lubricant	1	334863					334862
10	Solid Spacer	2	333725	333726	333727	333728	333729	
11-12	Bearing Cup/Cone Assm	2	335337	641162601C		641162601A		
13	Ball Bearing	1	334211	334212 (4)			334213 (4)	
14	Ball Bearing	1	334218	334219			334220	
15	Tig2 Seal, Input	1	334270	334271			334272	
16	O-Ring, Nitrile	1	334300					334303
17	O-Ring, Nitrile	1	334304					276355
18	Tigear-2 Nameplate	1	334305					
19	Cap Screw 56-140	4	032130010BB					032130012CB
	Socket Head Cap Scr 180-210	1	-	-	-	-	-	
20	Med Lockwasher	4	333781					333782
21	Motor Adapter 56-140	1	335716					333237
	Motor Adapter 180-210	1	-	-	-	-	334683	
22-24	Shim Kit	1	41164246E	41162333A	641162333B			
25	Internal Retaining Ring	2	411637-02-AV	58256			411637-01-A	
26	External Retaining Ring	1	641163702E	411637-02-AY			411637-02-N	
27	Dust Cap 1" Hole	1	411709-65-H					

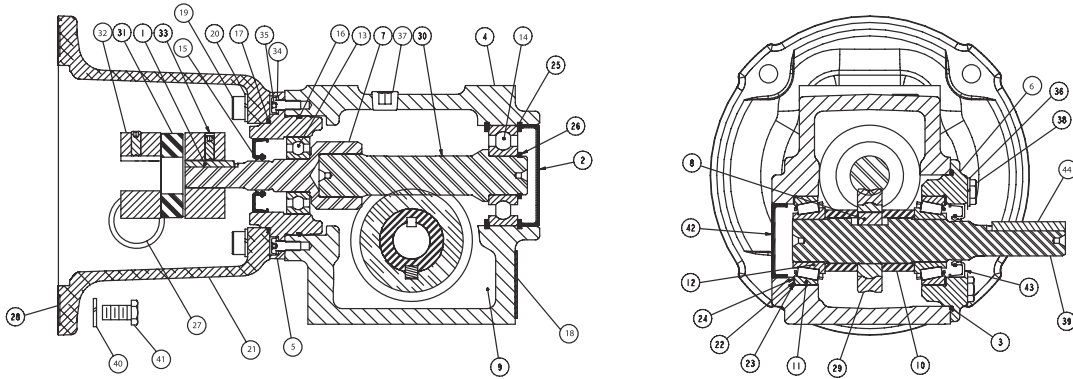
- (1) Input coupling adapter is assembled to wormshaft. Contact Dodge renewal parts.
- (2) Contact Dodge renewal parts.
- (3) Dodge changed the gearcase end to be enclosed instead of having an input bore plug. For units built before this change, use the input bore plug part number shown. When placing original gearcase, order current gearcase.
- (4) Original bearing. For bearing on units built after September 8, 2015, contact Dodge renewal parts.

FEATURES/BENEFITS PAGE 2	SPECIFICATION PAGE 8	NOMENCLATURE PAGE 9	RATINGS/DIMENSIONS PAGE 16
-----------------------------	-------------------------	------------------------	-------------------------------



RENEWAL PARTS

Tigear-2 With 3-Piece Coupled Input / Solid Output SIZES 13 - 23



Helical Attachment

Accessories

Mod Express

Engineering /
Mounting Positions

Competitor
Interchange

Renewal Parts

Part Number Index

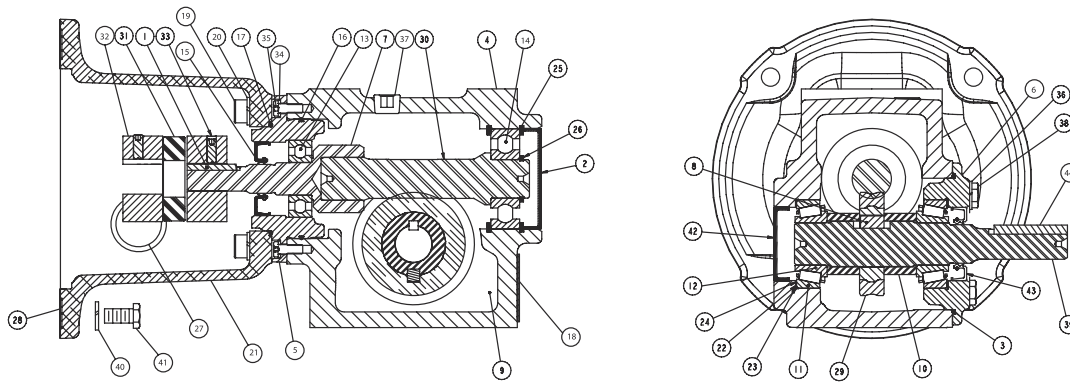
Ref No	Description	Qty	13	15	17	20	23	
			Part Number	Part Number	Part Number	Part Number	Part Number	
28	56/140 Mtr Adpt Gasket	1	602028-43-F					
	Motor Adpt Gasket 180-210	1	-	-	-	-	276335	
29	Solid Gear (2)	1	-	-	-	-	-	
30	Wormshaft (2)	1	-	-	-	-	-	
31	Coupling Spider 56 Mtr	1	278911					
	Coupling Spider 140 Mtr	1	-	-	278912			
	Coupling Spider 180 Mtr	1	-	-	-	-	275794	
32	5/8 Coupling, 56 Motor	1	278900					
	7/8 Coupling, 140 Motor	1	-	-	276169			
	1-1/8 Coupling, 180 Motor	1	-	-	-	-	278907	
33	Coupling Hub, Reducer 56	1	334309		278900		278901	
	Coupling Hub, Reducer 140	1	-	-	334306		276169	
	Coupling Hub, Reducer 180	1	-	-	-	-	275806	
34	Med Lockwasher	2	419007					419009
35	LHHCS Plain	2	333808					333807
36	Med Lockwasher	4	419009		419010			275803
37	Pipe Plug 1/4" Soc. (1)	2	411647-34-B					
38	Hex Head Cap Screw	4	51302		411405		051929	
39	O/P Shaft, Single Extn	1	333604	333605	333606	333607	333608	
40	Lockwasher 56-140	4	275803					
41	HHCS Plain ZC 56-140	4	051929					
	Soc Hd Cap Screw 180	4	-	-	-	-	44631-58-X	
42	Bore Plug	1	335605		335606	335608		
43	Tig2 Seal, Output	1	334271		334272	334273		
44	Key, Output	1	333665	333660	333665	333827	333685	

- (1) Input coupling adapter is assembled to wormshaft. Contact Dodge renewal parts.
- (2) Contact Dodge renewal parts.
- (3) Dodge changed the gearcase end to be enclosed instead of having an input bore plug. For units built before this change, use the input bore plug part number shown. When placing original gearcase, order current gearcase.
- (4) Original bearing. For bearing on units built after September 8, 2015, contact Dodge renewal parts.



RENEWAL PARTS

Tigear-2 With 3-Piece Coupled Input / Solid Output SIZES 26 - 47



Ref No	Description	Qty	26	30	35	40	47	
			Part Number	Part Number	Part Number	Part Number	Part Number	
1	Input Key	1	333831		333826	334561		
2	I/P Ribbed B/P	1	335609 (5)	335602 (5)	335604 (5)	335610	335613	
3	O-Ring	1	454787	276357	336367	334313	334315	
4	Tig2 Solid Gearcase	1	335690 (5)	335895 (5)	335692 (5)	334506	334576	
5	T2 I/P Brg Carrier	1	333249	333250	333253	334508		
6	T2 Solid Brg Hsg	1	333269	333270	333271	334510	334580	
7	Tig2 Input Coupling Adapter	1	(3)	(3)	(3)	(3)	(3)	
8	Solid Gear Key	1	333696	333706	333775	334564	334624	
9	Tigear-2 Lubricant	1	334862				334862 (2)	
10	Solid Spacer	2	333730	333731	333732	334565	334625	
11-12	Bearing Cup/Cone Assm	2	641162601A	335338	-	335340	335344	
11	Bearing Cone	2	-	-	411626-05-F	-	-	
12	Bearing Cup	2	-	-	411626-06-F	-	-	
13	Ball Bearing	1	334213 (6)	334214	334215	334216		
14	Ball Bearing	1	334221	334222	334223	334224	334225	
15	Tig2 Input Seal	1	334272		334274		334274	
16	O-Ring, Nitrile	1	276355				334274	
17	O-Ring, Nitrile	1	334303		334314			
18	Tigear-2 Nameplate	1	334305				334314	
19	Cap Screw 56-140	4	032130012CB		334895		-	
	Socket Head Cap Scr 180-250	1	032130012CB		032130014ZB			
20	Med Lockwasher	4	333782		333783			
21	Motor Adapter 56-140	1	333237		335722		-	
	Motor Adapter 180	1	334683		335724			
	Motor Adpt Plt-Bolt On 210 (7)	1	-	-	334571			
	Motor Adpt Plt-Bolt On 250 (7)	1	-	-	-	334570		
22-24	Shim Kit	1	641162333B	335330	641162333C	335331	335336	
25	Internal Retaining Ring	2	278715	411637-02-AC	278717	051334	051335	
26	External Retaining Ring	1	411637-02-AP	641163702AR	411637-02-BA	334404	333933	
27	Dust Cap 1" Hole	1	411709-65-H				333933	
28	56/140 Mtr Adpt Gasket	1	602028-43-F			602028-43-F	-	
	Motor Adpt Gasket 180-250	1	276335				-	

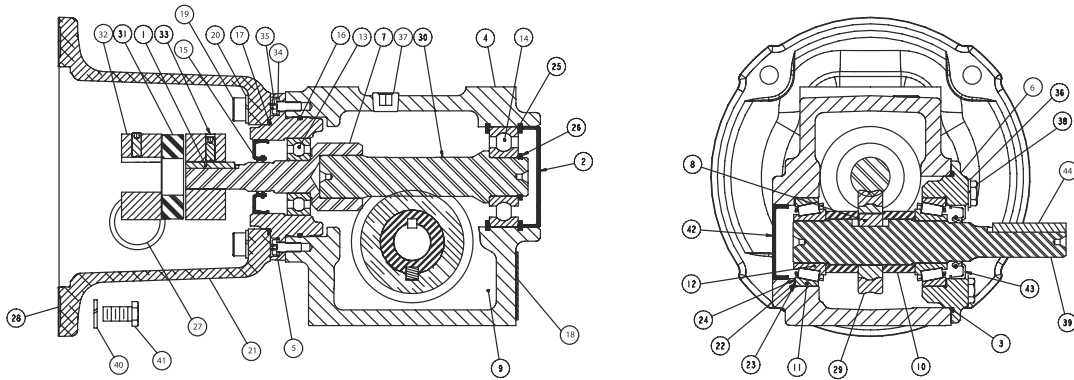
- (1) Size 40 & 47 uses qty 1.
- (2) Size 47 requires 266 oz. of lube. Order qty 2 (gal.) 334862 & qty 1 (qt.) 334863
- (3) Input coupling adapter is assembled to wormshaft. Contact Dodge renewal parts.
- (4) Contact Dodge renewal parts.
- (5) Dodge changed the gearcase end to be enclosed instead of having an input bore plug. For units built before this change, use the input bore plug part number shown. When replacing original gearcase, order current gearcase.
- (6) Original bearing. For bearing on units built after September 8, 2015, contact Dodge renewal parts.
- (7) Adapter plate bolts onto 180 adapter 334683.

FEATURES/BENEFITS PAGE 2	SPECIFICATION PAGE 8	NOMENCLATURE PAGE 9	RATINGS/DIMENSIONS PAGE 16
-----------------------------	-------------------------	------------------------	-------------------------------



RENEWAL PARTS

Tigear-2 With 3-Piece Coupled Input / Solid Output SIZES 26 - 47



Ref No	Description	Qty	26	30	35	40	47	
			Part Number	Part Number	Part Number	Part Number	Part Number	
29	Solid Gear (4)	1	-	-	-	-	-	
30	Wormshaft (4)	1	-	-	-	-	-	
31	Coupling Spider 56 Mtr	1	278911		278912	-	-	
	Coupling Spider 140 Mtr	1	278912		-	275794	-	
	Coupling Spider 180 Mtr	1	-		275794		-	
	Coupling Spider 210-250 Mtr	1	-	-	-	334291		
32	5/8 Coupling, 56 Motor	1	278900		334306	-	-	
	7/8 Coupling, 140 Motor	1	276169		-	278907	-	
	1-1/8 Coupling, 180 Motor	1	-		278907		-	
	1-3/8 Coupling, 210 Motor	1	-	-	-	334286		
	1-5/8 Coupling, 250 Motor	1	-	-	-	-	334288	
33	Coupling Hub, Reducer 56	1	278901		276169	-	-	
	Coupling Hub, Reducer 140	1	276169		-	275806	-	
	Coupling Hub, Reducer 180	1	275806		-	-	278907	
	Coupling Hub, Reducer 210-250	1	-	-	334285	-	334290	
34	Med Lockwasher	2	-		419009		-	
35	Lhcs Plain	2	-		333807		-	
36	Med Lockwasher	4	275803	275855		419036		
37	Pipe Plug 1/4" Soc. (1)	2	411647-34-B					-
38	Hex Head Cap Screw	4	051929	51952		411483	032018016EJ	
39	O/P Shaft, Single Extn	1	333609	333610	333611	334554	334619	
40	Lockwasher 56-140	4	275803					-
	Lockwasher 180-250	4	-	-	-	275853		
41	HHCS Pln Zc 56-140	4	-		051929		-	
	Soc Hd Cap Screw 180	4	411631-58-X			334900		
	Hex Hd Cap Screw 210	4	-	-	-	334902		
	Hex Hd Cap Screw 250	4	-	-	-	334901		
42	O/P Bore Plug	1	335608	335607	335614	335611	335612	
43	Tig2 Seal, Output	1	334273	334274	334275	334277	334278	
44	Key, Output	1	333695	333705	333716	333829		

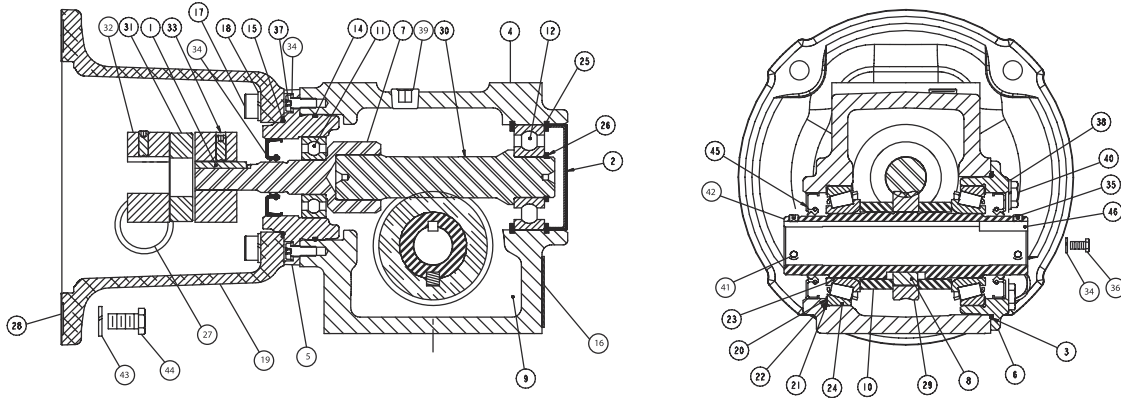
- (1) Size 40 & 47 uses qty 1.
- (2) Size 47 requires 266 oz. of lube. Order qty 2 (gal.) **334862** & qty 1 (qt.) **334863**
- (3) Input coupling adapter is assembled to wormshaft. Contact Dodge renewal parts.
- (4) Contact Dodge renewal parts.
- (5) Dodge changed the gearcase end to be enclosed instead of having an input bore plug. For units built before this change, use the input bore plug part number shown. When replacing original gearcase, order current gearcase.
- (6) Original bearing. For bearing on units built after September 8, 2015, contact Dodge renewal parts.
- (7) Adapter plate bolts onto 180 adapter 334683.

FEATURES/BENEFITS PAGE 2	SPECIFICATION PAGE 8	NOMENCLATURE PAGE 9	RATINGS/DIMENSIONS PAGE 16
-----------------------------	-------------------------	------------------------	-------------------------------



RENEWAL PARTS

Tigear-2 With 3-Piece Coupled Input / Hollow Output SIZES 13 - 23



Ref No	Description	Qty	13	15	17	20	23
			Part Number	Part Number	Part Number	Part Number	Part Number
1	Input Key	1	333830		333831		
2	I/P Bore Plug	1	335603		335600 (3)		335601 (3)
3	O-Ring	1	336366		335508	276355	334312
4	Tig2 Hollow Gearcase	1	333218	333219	335697 (3)	335698 (3)	335877 (3)
5	T2 I/P Brg Carrier	1	333245		333246		333249
6	T2 Hollow Brg Housing	1	333281		333282	333283	333284
7	Tig2 Sep Input Cplg	1	(2)	(2)	(2)	(2)	(2)
8	H/O Gear Key	1	333650		333666	333671	333686
9	Tigear-2 Lubricant	1	334863				
10	Hollow O/P Spacer	2	333733	333734	333735	333736	333737
11	Ball Bearing	1	334211		334212 (4)		334213 (4)
12	Ball Bearing	1	334218		334219		334220
13	Input Seal	1	334270		334271		334272
14	O-Ring, Nitrile	1	334300				334303
15	O-Ring, Nitrile	1	334304				276355
16	Tigear-2 Nameplate	1	334305				
17	Cap Screw 56-180	4	032130010BB				032130012CB
	Socket Head Cap Scr 210-250	4	-	-	-	-	-
18	Med Lockwasher	4	333781				333782
19	Motor Adapter 56-140	1	335716				333237
	Motor Adapter 180-210	1	-	-	-	-	334683
20-22	Shim Kit	1	641162333B		335330	641162333C	335331
23-24	Bearing Cup/Cone Assembly	2	641162601A		335338	335339	335340
25	Internal Retaining Ring	2	411637-02-AV		58256		411637-01-A
26	External Retaining Ring	1	641163702E		411637-02-AY		411637-02-N
27	Dust Cap 1" Hole	1	411709-65-H				
	Dust Cap 1" Hole (Outer)	1	411709-65-N				

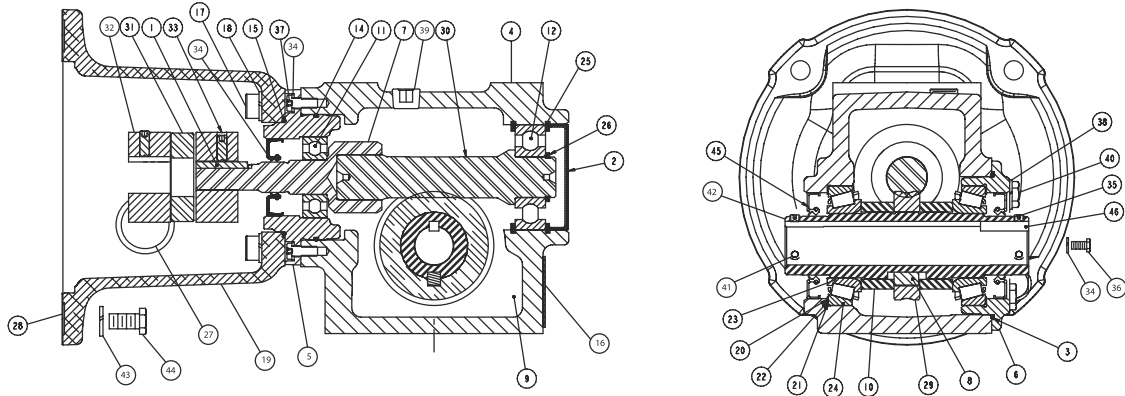
- (1) Contact Dodge renewal parts.
- (2) Input coupling adapter is assembled to wormshaft. Contact Dodge renewal parts.
- (3) Dodge changed the gearcase end to be enclosed instead of having an input bore plug. For units built before this change, use the input bore plug part number shown. When placing original gearcase, order current gearcase.
- (4) Original bearing. For bearing on units built after September 8, 2015, contact Dodge renewal parts.

FEATURES/BENEFITS PAGE 2	SPECIFICATION PAGE 8	NOMENCLATURE PAGE 9	RATINGS/DIMENSIONS PAGE 16
-----------------------------	-------------------------	------------------------	-------------------------------



RENEWAL PARTS

Tigear-2 With 3-Piece Coupled Input / Hollow Output SIZES 13 - 23



Helical Attachment

Accessories

Mod Express

Engineering /
Mounting Positions

Competitor
Interchange

Renewal Parts

Part Number Index

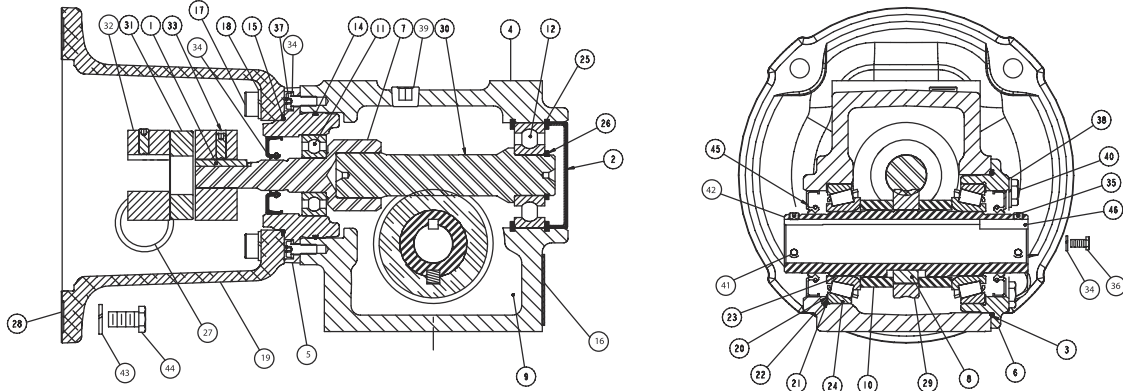
Ref No	Description	Qty	13	15	17	20	23	
			Part Number	Part Number	Part Number	Part Number	Part Number	
28	56/140 Mtr Adpt Gasket	1	602028-43-F					
	Motor Adpt Gasket 180-210	1	-	-	-	-	276335	
29	Hollow Worm Gear (1)	1	-	-	-	-	-	
30	Wormshaft (1)	1	-	-	-	-	-	
31	Spider 56C	1	278911					
	Spider 140TC	1	-	-	278912			
	Spider 180TC	1	-	-	-	-	275794	
32	5/8 Coupling Hub-Motor 56C	1	278900					
	7/8 Coupling Hub-Motor 140TC	1	-	-	276169			
	1-1/8 Coupling Hub-Mtr 180TC	1	-	-	-	-	278907	
33	Coupling - Reducer 56	1	334309		278900		278901	
	Coupling - Reducer 140	1	-	-	334306		276169	
	Coupling - Reducer 180	1	-	-	-	-	275806	
34	Med Lockwasher	4	419007					419009
35	Set Screw	2	400140					
36	Hex Head Cap Screw	2	58270		333800		51302	
37	Lhhcs Plain	2	333808					333807
38	Med Lockwasher	4	419009		419010		275803	
39	Pipe Plug 1/4" Soc.	2	411647-34-B					
40	Hex Head Cap Screw	4	51302		411405		051929	
41	Set Screw	4	275953					
42	Hollow Output Shaft	1	333629		333631	334789	333633	
43	Lock Washer 56-140	4	275803					
	HHCS Plain Zc 56-140	4	051929					
	Soc Hd Cap Screw 180	4	-	-	-	-	411631-58-X	
45	Output Seal T2	2	334273		334274	334276	334277	
46	Key, Output	2	333831		334897	333827	333687	

- (1) Contact Dodge renewal parts.
- (2) Input coupling adapter is assembled to wormshaft. Contact Dodge renewal parts.
- (3) Dodge changed the gearcase end to be enclosed instead of having an input bore plug. For units built before this change, use the input bore plug part number shown. When placing original gearcase, order current gearcase.
- (4) Original bearing. For bearing on units built after September 8, 2015, contact Dodge renewal parts.



RENEWAL PARTS

Tigear-2 With 3-Piece Coupled Input / Hollow Output SIZES 26 - 47



Ref No	Description	Qty	26	30	35	40	47
			Part Number	Part Number	Part Number	Part Number	Part Number
1	Input Key	1	333831		333826	334561	
2	I/P Bore Plug	1	335609 (3)	335602	335604 (3)	335610	335613
3	O-Ring	1	454787	276357	336367	334313	334315
4	Tig2 Hollow Gearcase	1	335700 (3)	333224	335702 (3)	334507	334577
5	T2 I/P Brg Carrier	1	333249	333250	333253	334508	
6	T2 Hollow Brg Housing	1	333285	333286	333287	334512	334582
7	Tig2 Sep Input Cplg	1	(2)	(2)	(2)	(2)	(2)
8	H/O Gear Key	1	333670	333712	333717	334564	334624
9	Tigear-2 Lubricant	1	334862				
10	Hollow O/P Spacer	2	333738	333739	333740	334566	334626
11	Ball Bearing	1	334213 (4)	334214	334215	334216	
12	Ball Bearing	1	334221	334222	334223	334224	334225
13	Input Seal	1	334272			334274	
14	O-Ring, Nitrile	1	334303		334314		
15	O-Ring, Nitrile	1	276355				
16	Tigear-2 Nameplate	1	334305				
17	Cap Screw 56-140	4	032130012CB		334895		-
	Socket Head Cap Scr 180-250	1	032130012CB		032130014ZB		
18	Med Lockwasher	4	333782		275855	333783	
19	Motor Adapter 56-140	1	333237		335722		-
	Motor Adapter 180	1	334683		335724		
	Motor Adpt Plt-Bolt On 210	1	-	-	334571		
	Motor Adpt Plt-Bolt On 250	1	-	-	-	334570	
20-22	Shim Kit	1	335332	335333		335334	335335
23-24	Bearing Cup/Cone Assm	2	41162601BJ	335341		335342	335343
25	Internal Retaining Ring	2	278715	411637-02-AC	278717	051334	051335
26	External Retaining Ring	1	411637-02-AP	641163702AR	411637-02-BA	334404	333933
27	Dust Cap 1" Hole	1	411709-65-H				
	Dust Cap 1" Hole (Outer)	1	411709-65-N				
28	56/140 Mtr Adpt Gasket	1	602028-43-F				-
	Motor Adpt Gasket 180-250	1	276335				
29	Wormshaft (1)	1	-	-	-	-	-
30	Worm Gear (1)	1	-	-	-	-	-

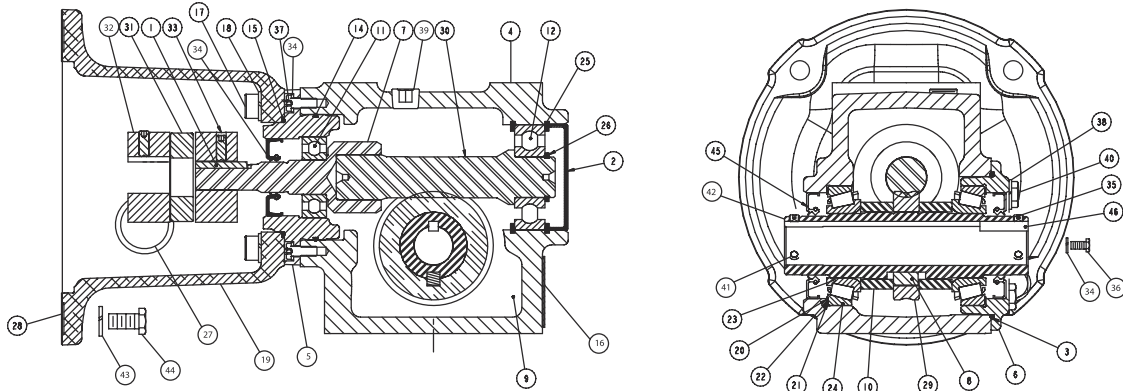
- (1) Contact Dodge renewal parts.
- (2) Input coupling adapter is assembled to wormshaft. Contact Dodge renewal parts.
- (3) Dodge changed the gearcase end to be enclosed instead of having an input bore plug. For units built before this change, use the input bore plug part number shown. When placing original gearcase, order current gearcase.
- (4) Original bearing. For bearing on units built after September 8, 2015, contact Dodge renewal parts.

FEATURES/BENEFITS PAGE 2	SPECIFICATION PAGE 8	NOMENCLATURE PAGE 9	RATINGS/DIMENSIONS PAGE 16
-----------------------------	-------------------------	------------------------	-------------------------------



RENEWAL PARTS

Tigear-2 With 3-Piece Coupled Input / Hollow Output SIZES 26 - 47



Ref No	Description	Qty	26	30	35	40	47	
			Part Number	Part Number	Part Number	Part Number	Part Number	
31	Coupling Spider 56 Mtr	1	278911		278912	-	-	
	Coupling Spider 140 Mtr	1	278912			275794	-	
	Coupling Spider 180 Mtr	1	275794					
	Coupling Spider 210-250 Mtr	1	-	-		334291		
32	5/8 Coupling Hub-Motor 56 Mtr	1	278900		334306	-	-	
	7/8 Coupling Hub-Motor 140 Mtr	1	276169				278907	-
	1-1/8 Coupling Hub-Mtr 180 Mtr	1	278907					
	1-3/8 Coupling Hub-Mtr 210 Mtr	1	-	-		334286		
	1-5/8 Coupling Hub-Mtr 250 Mtr	1	-	-	-		334288	
33	Coupling Hub, Reducer 56	1	278901		276169	-	-	
	Coupling Hub, Reducer 140	1	276169				275806	-
	Coupling Hub, Reducer 180	1	275806				278907	
	Coupling Hub, Reducer 210-250	1	-	-	334285		334290	
34	Med Lockwasher	4	419009					
35	Set Screw	2	400140					275953
36	Hex Head Cap Screw	2	51302	053204	411396		411402	
37	LHHCS Plain	2	333807					
38	Med Lockwasher	4	275803	275855		419036		
39	Pipe Plug 1/4" Soc.	2	411647-34-B					
40	Hex Head Cap Screw	4	051929	51952		411483	032018016EJ	
41	Set Screw	4	275962	275954		333805		
42	Hollow Output Shaft	1	333634	333635	333636	334556	334621	
43	Lockwasher 56-140	4	275803					-
	Lockwasher 180-210	4	-	-		275853		
	Lockwasher 250	4	-	-		275853		
44	HHCS Pln Zc 56-140	4	051929					-
	Soc Hd Cap Scr 180	4	411631-58-X			334900		
	Hex Hd Cap Screw 210	4	-	-		334902		
	Hex Hd Cap Screw 250	4	-	-	-	334901		
45	Output Seal T2	2	334278	334279		334280	904286	
46	Key, Output	1	333687	333709		334563	334623	

- (1) Contact Dodge renewal parts.
- (2) Input coupling adapter is assembled to wormshaft. Contact Dodge renewal parts.
- (3) Dodge changed the gearcase end to be enclosed instead of having an input bore plug. For units built before this change, use the input bore plug part number shown. When placing original gearcase, order current gearcase.
- (4) Original bearing. For bearing on units built after September 8, 2015, contact Dodge renewal parts.

FEATURES/BENEFITS PAGE 2	SPECIFICATION PAGE 8	NOMENCLATURE PAGE 9	RATINGS/DIMENSIONS PAGE 16
-----------------------------	-------------------------	------------------------	-------------------------------



PART NUMBER INDEX

Part Number	Page	Part Number	Page	Part Number	Page	Part Number	Page
032018016EJ	185, 189, 191	13A50L56	20, 133, 145	13Q05LR56	16, 133, 144, 162, 163	13QZ15R56	80
	193, 197, 201	13A50LR56	20, 133, 145	13Q05R56	16, 133, 144, 162, 163	13QZ20H56	80
032130010BB	194, 198	13A50R56	20, 133, 145	13Q07H56	16	13QZ20L56	80
032130012CB	194, 196, 198, 200	13A60H56	20	13Q07L56	16	13QZ20LR56	80
032130014ZB	196, 200	13A60L56	20, 133, 145	13Q07LR56	16	13QZ20R56	80
053204	189, 193, 201	13A60LR56	20, 133, 145	13Q07R56	16	13QZ25H56	80
1315MTR14	18, 24, 109	13A60R56	20, 133, 145	13Q10H56	16	13QZ25L56	80
1315MTR56	18, 24, 109	13AZ05H56	81	13Q10L56	16, 133, 144, 162, 163	13QZ25LR56	80
13A05H14	20	13AZ05L56	81	13Q10LR56	16, 133, 144, 162, 163	13QZ25R56	80
13A05H56	20	13AZ05LR56	81	13Q10R56	16, 133, 144, 162, 163	13QZ30H56	80
13A05L14	20	13AZ05R56	81	13Q15H56	16	13QZ30L56	80
13A05L56	20, 133, 145	13AZ07H56	81	13Q15L56	16, 133, 144, 162, 163	13QZ30LR56	80
13A05LR14	20	13AZ07L56	81	13Q15LR56	16, 133, 144, 162, 163	13QZ30R56	80
13A05LR56	20, 133, 145	13AZ07LR56	81	13Q15R56	16, 133, 144, 162, 163	13QZ40H56	80
13A05R56	20, 133, 145	13AZ07R56	81	13Q20H56	16	13QZ40L56	80
13A05RL14	20	13AZ10H56	81	13Q20L56	16, 133, 144, 162, 163	13QZ40LR56	80
13A07H14	20	13AZ10L56	81	13Q20LR56	16, 133, 144, 162, 163	13QZ40R56	80
13A07H56	20	13AZ10LR56	81	13Q20R56	16, 133, 144, 162, 163	13QZ50H56	80
13A07L14	20	13AZ10R56	81	13Q25H56	16	13QZ50L56	80
13A07L56	20	13AZ15H56	81	13Q25L56	16, 133, 144, 162, 163	13QZ50LR56	80
13A07LR14	20	13AZ15L56	81	13Q25LR56	16, 133, 144, 162, 163	13QZ50R56	80
13A07LR56	20	13AZ15LR56	81	13Q25R56	16, 133, 144, 162, 163	13QZ60H56	80
13A07R56	20	13AZ15R56	81	13Q30H56	16	13QZ60L56	80
13A07RL14	20	13AZ20H56	81	13Q30L56	16, 133, 144, 162, 163	13QZ60LR56	80
13A10H14	20	13AZ20L56	81	13Q30LR56	16, 133, 144, 162, 163	13QZ60R56	80
13A10H56	20	13AZ20LR56	81	13Q30R56	16, 133, 144, 162, 163	13RISER	112
13A10L14	20	13AZ20R56	81	13Q40H56	16	13S05H	18
13A10L56	20, 133, 145	13AZ25H56	81	13Q40L56	16, 133, 144, 162, 163	13S05L	18
13A10LR14	20	13AZ25L56	81	13Q40LR56	16, 133, 144, 162, 163	13S05LR	18
13A10LR56	20, 133, 145	13AZ25LR56	81	13Q40R56	16, 133, 144, 162, 163	13S05R	18
13A10R56	20, 133, 145	13AZ25R56	81	13Q50H56	16	13S07H	18
13A10RL14	20	13AZ30H56	81	13Q50L56	16, 133, 144, 162, 163	13S07L	18
13A15H56	20	13AZ30L56	81	13Q50LR56	16, 133, 144, 162, 163	13S07LR	18
13A15L56	20, 133, 145	13AZ30LR56	81	13Q50R56	16, 133, 144, 162, 163	13S07R	18
13A15LR56	20, 133, 145	13AZ30R56	81	13Q60H56	16	13S10H	18
13A15R56	20, 133, 145	13AZ40H56	81	13Q60L56	16, 133, 144, 162, 163	13S10L	18
13A20H56	20	13AZ40L56	81	13Q60LR56	16, 133, 144, 162, 163	13S10LR	18
13A20L56	20, 133, 145	13AZ40LR56	81	13Q60R56	16, 133, 144, 162, 163	13S10R	18
13A20LR56	20, 133, 145	13AZ40R56	81	13Q205H56	80	13S15H	18
13A20R56	20, 133, 145	13AZ50H56	81	13Q205L56	80	13S15L	18
13A25H56	20	13AZ50L56	81	13Q205LR56	80	13S15LR	18
13A25L56	20, 133, 145	13AZ50LR56	81	13Q205R56	80	13S15R	18
13A25LR56	20, 133, 145	13AZ50R56	81	13Q207H56	80	13S20H	18
13A25R56	20, 133, 145	13AZ60H56	81	13Q207L56	80	13S20L	18
13A30H56	20	13AZ60L56	81	13Q207LR56	80	13S20LR	18
13A30L56	20, 133, 145	13AZ60LR56	81	13Q207R56	80	13S20R	18
13A30LR56	20, 133, 145	13AZ60R56	81	13QZ10H56	80	13S25H	18
13A30R56	20, 133, 145	13BASE	110	13QZ10L56	80	13S25L	18
13A40H56	20	13BRACKET	122	13QZ10LR56	80	13S25LR	18
13A40L56	20, 133, 145	13JMOUNT	111	13QZ10R56	80	13S25R	18
13A40LR56	20, 133, 145	13PLUGIN	123	13QZ15H56	80	13S30H	18
13A40R56	20, 133, 145	13Q05H56	16	13QZ15L56	80	13S30L	18
13A50H56	20	13Q05L56	16, 133, 144, 162, 163	13QZ15LR56	80	13S30LR	18



PART NUMBER INDEX

Part Number	Page	Part Number	Page	Part Number	Page	Part Number	Page
13S30R.....	18	15A25H56.....	26	15AZ50L56.....	83	15QZ05LR56.....	82
13S40H.....	18	15A25L56.....	26, 134, 147	15AZ50LR56.....	83	15QZ05R56.....	82
13S40L.....	18	15A25LR56.....	26, 134, 147	15AZ50R56.....	83	15QZ07H56.....	82
13S40LR.....	18	15A25R56.....	26, 134, 147	15AZ60H56.....	83	15QZ07L56.....	82
13S40R.....	18	15A30H56.....	26	15AZ60L56.....	83	15QZ07LR56.....	82
13S50H.....	18	15A30L56.....	26, 134, 147	15AZ60LR56.....	83	15QZ07R56.....	82
13S50L.....	18	15A30LR56.....	26, 134, 147	15AZ60R56.....	83	15QZ10H56.....	82
13S50LR.....	18	15A30R56.....	26, 134, 147	15BASE.....	110	15QZ10L56.....	82
13S50R.....	18	15A40H56.....	26	15BRACKET.....	122	15QZ10LR56.....	82
13S60H.....	18	15A40L56.....	26, 134, 147	15JMOUNT.....	111	15QZ10R56.....	82
13S60L.....	18	15A40LR56.....	26, 134, 147	15PLUGIN.....	123	15QZ15H56.....	82
13S60LR.....	18	15A40R56.....	26, 134, 147	15Q05H56.....	22	15QZ15L56.....	82
13S60R.....	18	15A50H56.....	26	15Q05L56.....	22, 134, 146, 164, 165	15QZ15LR56.....	82
13SHAFTREV.....	126	15A50L56.....	26, 134, 147	15Q05LR56.....	22, 134, 146, 164, 165	15QZ15R56.....	82
13TIEROD.....	114	15A50LR56.....	26, 134, 147	15Q05R56.....	22, 134, 146, 164, 165	15QZ20H56.....	82
13ZBASE.....	110	15A50R56.....	26, 134, 147	15Q07H56.....	22	15QZ20L56.....	82
13ZBRACKET.....	122	15A60H56.....	26	15Q07L56.....	22, 134	15QZ20LR56.....	82
13ZJMOUNT.....	111	15A60L56.....	26, 134, 147	15Q07LR56.....	22, 134	15QZ20R56.....	82
13ZRISER.....	112	15A60LR56.....	26, 134, 147	15Q07R56.....	22, 134	15QZ25H56.....	82
156HA456.....	106, 107, 108	15A60R56.....	26, 134, 147	15Q10H56.....	22	15QZ25L56.....	82
156HA556.....	106, 107, 108	15AZ05H56.....	83	15Q10L56.....	22, 134, 146, 164, 165	15QZ25LR56.....	82
15A05H14.....	26	15AZ05L56.....	83	15Q10LR56.....	22, 134, 146, 164, 165	15QZ25R56.....	82
15A05H56.....	26	15AZ05LR56.....	83	15Q10R56.....	22, 134, 146, 164, 165	15QZ30H56.....	82
15A05L14.....	26	15AZ05R56.....	83	15Q15H56.....	22	15QZ30L56.....	82
15A05L56.....	26, 134, 147	15AZ07H56.....	83	15Q15L56.....	22, 134, 146, 164	15QZ30LR56.....	82
15A05LR14.....	26	15AZ07L56.....	83	15Q15LR56.....	22, 134, 146, 164, 165	15QZ30R56.....	82
15A05LR56.....	26, 134, 147	15AZ07LR56.....	83	15Q15R56.....	22, 134, 146, 164	15QZ40H56.....	82
15A05R14.....	26	15AZ07R56.....	83	15Q20H56.....	22	15QZ40L56.....	82
15A05R56.....	26, 134, 147	15AZ10H56.....	83	15Q20L56.....	22, 134, 146, 164	15QZ40LR56.....	82
15A07H14.....	26	15AZ10L56.....	83	15Q20LR56.....	22, 134, 146, 164	15QZ40R56.....	82
15A07H56.....	26	15AZ10LR56.....	83	15Q20R56.....	22, 134, 146, 164	15QZ50H56.....	82
15A07L14.....	26	15AZ10R56.....	83	15Q25H56.....	22	15QZ50L56.....	82
15A07L56.....	26, 134	15AZ15H56.....	83	15Q25L56.....	22, 134, 146, 164	15QZ50LR56.....	82
15A07LR14.....	26	15AZ15L56.....	83	15Q25LR56.....	22, 134, 146, 164	15QZ50R56.....	82
15A07LR56.....	26, 134	15AZ15LR56.....	83	15Q25R56.....	22, 134, 146, 164	15QZ60H56.....	82
15A07R14.....	26	15AZ15R56.....	83	15Q30H56.....	22	15QZ60L56.....	82
15A07R56.....	26, 134	15AZ20H56.....	83	15Q30L56.....	22, 134, 146, 164	15QZ60LR56.....	82
15A10H14.....	26	15AZ20L56.....	83	15Q30LR56.....	22, 134, 146, 164	15QZ60R56.....	82
15A10H56.....	26	15AZ20LR56.....	83	15Q30R56.....	22, 134, 146, 164	15RISER.....	112
15A10L14.....	26	15AZ20R56.....	83	15Q40H56.....	22	15S05H.....	24
15A10L56.....	26, 134, 147	15AZ25H56.....	83	15Q40L56.....	22, 134, 146, 164	15S05L.....	24
15A10LR14.....	26	15AZ25L56.....	83	15Q40LR56.....	22, 134, 146, 164	15S05LR.....	24
15A10LR56.....	26, 134, 147	15AZ25LR56.....	83	15Q40R56.....	22, 134, 146, 164	15S05R.....	24
15A10R14.....	26	15AZ25R56.....	83	15Q50H56.....	22	15S07H.....	24
15A10R56.....	26, 134, 147	15AZ30H56.....	83	15Q50L56.....	22, 134, 146, 164, 165	15S07L.....	24
15A15H56.....	26	15AZ30L56.....	83	15Q50LR56.....	22, 134, 146, 164	15S07LR.....	24
15A15L56.....	26, 134, 147	15AZ30LR56.....	83	15Q50R56.....	22, 134, 146, 164	15S07R.....	24
15A15LR56.....	26, 134, 147	15AZ30R56.....	83	15Q60H56.....	22	15S10H.....	24
15A15R56.....	26, 134, 147	15AZ40H56.....	83	15Q60L56.....	22, 134, 146, 164	15S10L.....	24
15A20H56.....	26	15AZ40L56.....	83	15Q60LR56.....	22, 134, 146, 164	15S10LR.....	24
15A20L56.....	26, 134, 147	15AZ40LR56.....	83	15Q60R56.....	22, 134, 146, 164	15S10R.....	24
15A20LR56.....	26, 134, 147	15AZ40R56.....	83	15QZ05H56.....	82	15S15H.....	24
15A20R56.....	26, 134, 147	15AZ50H56.....	83	15QZ05L56.....	82	15S15L.....	24

Helical Attachment

Accessories

Mod Express

Engineering / Mounting Positions

Competitor Interchange

Renewal Parts

Part Number Index



PART NUMBER INDEX

Part Number	Page	Part Number	Page	Part Number	Page	Part Number	Page
15S15LR	24	176Q20R14	34	17A25L56	32, 135, 149	17AZ20L14	85
15S15R	24	176Q20R56	34	17A25LR56	32, 135, 149	17AZ20L56	85
15S20H	24	176Q25L56	34	17A25R56	32, 135, 149	17AZ20LR14	85
15S20L	24	176Q25R56	34	17A30H56	32	17AZ20LR56	85
15S20LR	24	176Q30L56	34	17A30L56	32, 135, 149	17AZ20R14	85
15S20R	24	176Q30R56	34	17A30LR56	32, 135, 149	17AZ20R56	85
15S25H	24	176Q40L56	34	17A30R56	32, 135, 149	17AZ25H56	85
15S25L	24	176Q40R56	34	17A40H56	32	17AZ25L56	85
15S25LR	24	176Q50L56	34	17A40L56	32, 135, 149	17AZ25LR56	85
15S25R	24	176Q50R56	34	17A40LR56	32, 135, 149	17AZ25R56	85
15S30H	24	176Q60L56	34	17A40R56	32, 135, 149	17AZ30H56	85
15S30L	24	176Q60R56	34	17A50H56	32	17AZ30L56	85
15S30LR	24	17A05H14	32	17A50L56	32, 135, 149	17AZ30LR56	85
15S30R	24	17A05H56	32	17A50LR56	32, 135, 149	17AZ30R56	85
15S40H	24	17A05L14	32, 135, 149	17A50R56	32, 135, 149	17AZ40H56	85
15S40L	24	17A05L56	32, 135, 149	17A60H56	32	17AZ40L56	85
15S40LR	24	17A05LR14	32, 135, 149	17A60L56	32, 135, 149	17AZ40LR56	85
15S40R	24	17A05LR56	32, 135, 149	17A60LR56	32, 135, 149	17AZ40R56	85
15S50H	24	17A05R14	32, 135, 149	17A60R56	32, 135, 149	17AZ50H56	85
15S50L	24	17A05R56	32, 135, 149	17AZ05H14	85	17AZ50L56	85
15S50LR	24	17A07H14	32	17AZ05H56	85	17AZ50LR56	85
15S50R	24	17A07H56	32	17AZ05L14	85	17AZ50R56	85
15S60H	24	17A07L14	32	17AZ05L56	85	17AZ60H56	85
15S60L	24	17A07L56	32	17AZ05LR14	85	17AZ60L56	85
15S60LR	24	17A07LR14	32	17AZ05LR56	85	17AZ60LR56	85
15S60R	24	17A07LR56	32	17AZ05R14	85	17AZ60R56	85
15SHAFTREV	126	17A07R14	32	17AZ05R56	85	17BASE	110
15TIEROD	114	17A07R56	32	17AZ07H14	85	17BRACKET	122
15ZBASE	110	17A10H14	32	17AZ07H56	85	17CLSDCOVER	127
15ZBRACKET	122	17A10H56	32	17AZ07L14	85	17FLANGE	115
15ZJMOUNT	111	17A10L14	32, 135, 149	17AZ07L56	85	17JMOUNT	111
15ZRISER	112	17A10L56	32, 135, 149	17AZ07LR14	85	17OPENCOVER	127
1720MTR14	30, 38, 109	17A10LR14	32, 135, 149	17AZ07LR56	85	17PLUGIN	123
1720MTR56	30, 38, 109	17A10LR56	135, 149	17AZ07R14	85	17Q05H14	28
1720TORQARM	113	17A10R14	32, 135, 149	17AZ07R56	85	17Q05H56	28
176Q05L14	34	17A10R56	32, 135, 149	17AZ10H14	85	17Q05L14	28, 135, 148, 166
176Q05L56	34	17A15H14	32	17AZ10H56	85	17Q05L56	28, 135, 148, 166, 167
176Q05R14	34	17A15H56	32	17AZ10L14	85	17Q05LR14	28, 135, 148, 166, 167
176Q05R56	34	17A15L14	32, 135, 149	17AZ10L56	85	17Q05LR56	28, 135, 148, 166
176Q07L14	34	17A15L56	32, 135, 149	17AZ10LR14	85	17Q05R14	28, 135, 148, 166
176Q07L56	34	17A15LR14	32, 135, 149	17AZ10LR56	85	17Q05R56	28, 135, 148, 166
176Q07R14	34	17A15LR56	32, 135, 149	17AZ10R14	85	17Q07H14	28
176Q07R56	34	17A15R14	32, 135, 149	17AZ10R56	85	17Q07H56	28
176Q10L14	34	17A15R56	32, 135, 149	17AZ15H14	85	17Q07L14	28
176Q10L56	34	17A20H14	32	17AZ15H56	85	17Q07L56	28
176Q10R14	34	17A20H56	32	17AZ15L14	85	17Q07LR14	28
176Q10R56	34	17A20L14	32	17AZ15L56	85	17Q07LR56	28
176Q15L14	34	17A20L56	32, 135, 149	17AZ15LR14	85	17Q07R14	28
176Q15L56	34	17A20LR14	32	17AZ15LR56	85	17Q07R56	28
176Q15R14	34	17A20LR56	32, 135, 149	17AZ15R14	85	17Q10H14	28
176Q15R56	34	17A20R14	32	17AZ15R56	85	17Q10H56	28
176Q20L14	34	17A20R56	32, 135, 149	17AZ20H14	85	17Q10L14	28, 135, 148, 166, 167
176Q20L56	34	17A25H56	32	17AZ20H56	85	17Q10L56	28, 135, 148, 166



PART NUMBER INDEX

Part Number	Page	Part Number	Page	Part Number	Page	Part Number	Page
17Q10LR14.....	28, 135, 148, 166	17QZ07LR56.....	84	17S07L.....	30	202Q10L14.....	42
17Q10LR56.....	28, 135, 148, 166	17QZ07R14.....	84	17S07LR.....	30	202Q10L56.....	42
17Q10R14.....	28, 135, 148, 166	17QZ07R56.....	84	17S07R.....	30	202Q10R14.....	42
17Q10R56.....	28, 135, 148, 166	17QZ10H14.....	84	17S10H.....	30	202Q10R56.....	42
17Q15H14.....	28	17QZ10H56.....	84	17S10L.....	30	202Q15L14.....	42
17Q15H56.....	28, 106	17QZ10L14.....	84	17S10LR.....	30	202Q15L56.....	42
17Q15L14.....	28, 135, 148, 166	17QZ10L56.....	84	17S10R.....	30	202Q15R14.....	42
17Q15L56.....	28, 106, 135, 148, 166	17QZ10LR14.....	84	17S15H.....	30	202Q15R56.....	42
17Q15LR14.....	28, 135, 148, 166	17QZ10LR56.....	84	17S15L.....	30	202Q20L14.....	42
17Q15LR56.....	28, 106, 135, 148, 166	17QZ10R14.....	84	17S15LR.....	30	202Q20L56.....	42
17Q15R14.....	28, 135, 148, 166	17QZ10R56.....	84	17S15R.....	30	202Q20R14.....	42
17Q15R56.....	28, 106, 135, 148, 166	17QZ15H14.....	84	17S20H.....	30	202Q20R56.....	42
17Q20H14.....	28	17QZ15H56.....	84	17S20L.....	30	202Q25L14.....	42
17Q20H56.....	28, 106	17QZ15L14.....	84	17S20LR.....	30	202Q25L56.....	42
17Q20L14.....	28	17QZ15L56.....	84	17S20R.....	30	202Q25R14.....	42
17Q20L56.....	28, 106, 135, 148, 166	17QZ15LR14.....	84	17S25H.....	30	202Q25R56.....	42
17Q20LR14.....	28	17QZ15LR56.....	84	17S25L.....	30	202Q30L56.....	42
17Q20LR56.....	28, 106, 135, 148, 166	17QZ15R14.....	84	17S25LR.....	30	202Q30R56.....	42
17Q20R14.....	28	17QZ15R56.....	84	17S25R.....	30	202Q40L56.....	42
17Q20R56.....	28, 106, 135, 148, 166	17QZ20H14.....	84	17S30H.....	30	202Q40R56.....	42
17Q25H56.....	28	17QZ20H56.....	84	17S30L.....	30	202Q50L56.....	42
17Q25L56.....	28, 135, 148, 166	17QZ20L14.....	84	17S30LR.....	30	202Q50R56.....	42
17Q25LR56.....	28, 135, 148, 166	17QZ20L56.....	84	17S30R.....	30	202Q60L56.....	42
17Q25R56.....	28, 135, 148, 166	17QZ20LR14.....	84	17S40H.....	30	202Q60R56.....	42
17Q30H56.....	28	17QZ20LR56.....	84	17S40L.....	30	20A05H14.....	40
17Q30L56.....	28, 135, 148, 166	17QZ20R14.....	84	17S40LR.....	30	20A05H56.....	40
17Q30LR56.....	28, 135, 148, 166	17QZ20R56.....	84	17S40R.....	30	20A05HA14.....	40, 117
17Q30R56.....	28, 135, 148, 166	17QZ25H56.....	84	17S50H.....	30	20A05HA56.....	40, 117
17Q40H56.....	28	17QZ25L56.....	84	17S50L.....	30	20A05L14.....	40, 137
17Q40L56.....	28, 135, 148, 166	17QZ25LR56.....	84	17S50LR.....	30	20A05L56.....	40, 137
17Q40LR56.....	28, 135, 148, 166	17QZ25R56.....	84	17S50R.....	30	20A05LR14.....	40, 137
17Q40R56.....	28, 135, 148, 166	17QZ30H56.....	84	17S60H.....	30	20A05LR56.....	40, 137
17Q50H56.....	28	17QZ30L56.....	84	17S60L.....	30	20A05R14.....	40, 137
17Q50L56.....	28, 135, 148, 166, 167	17QZ30LR56.....	84	17S60LR.....	30	20A05R56.....	40, 137
17Q50LR56.....	28, 135, 148, 166	17QZ30R56.....	84	17S60R.....	30	20A07H14.....	40
17Q50R56.....	28, 135, 148, 166	17QZ40H56.....	84	17SBASE.....	110	20A07H56.....	40
17Q60H56.....	28	17QZ40L56.....	84	17SFLANGE.....	115	20A07HA14.....	40, 117
17Q60L56.....	28, 135, 148, 166	17QZ40LR56.....	84	17SHAFTREV.....	126	20A07HA56.....	40, 117
17Q60LR56.....	28, 135, 148, 166, 167	17QZ40R56.....	84	17TIEROD.....	114	20A07L14.....	40, 137
17Q60R56.....	28, 135, 148, 166	17QZ50H56.....	84	17ZBASE.....	110	20A07L56.....	40, 137
17QZ05H14.....	84	17QZ50L56.....	84	17ZBRACKET.....	122	20A07LR14.....	40, 137
17QZ05H56.....	84	17QZ50LR56.....	84	17ZFLANGE.....	115	20A07LR56.....	40, 137
17QZ05L14.....	84	17QZ50R56.....	84	17ZJMOUNT.....	111	20A07R14.....	40, 137
17QZ05L56.....	84	17QZ60H56.....	84	17ZRISER.....	112	20A07R56.....	40, 137
17QZ05LR14.....	84	17QZ60L56.....	84	2023TIEROD.....	114	20A10H14.....	40
17QZ05LR56.....	84	17QZ60LR56.....	84	202Q05L14.....	42	20A10H56.....	40
17QZ05R14.....	84	17QZ60R56.....	84	202Q05L56.....	42	20A10HA14.....	40, 117
17QZ05R56.....	84	17RISER.....	112	202Q05R14.....	42	20A10HA56.....	40, 117
17QZ07H14.....	84	17S05H.....	30	202Q05R56.....	42	20A10L14.....	40, 137
17QZ07H56.....	84	17S05L.....	30	202Q07L14.....	42	20A10L56.....	40, 137
17QZ07L14.....	84	17S05LR.....	30	202Q07L56.....	42	20A10LR14.....	40, 137
17QZ07L56.....	84	17S05R.....	30	202Q07R14.....	42	20A10LR56.....	40, 137
17QZ07LR14.....	84	17S07H.....	30	202Q07R56.....	42	20A10R14.....	40, 137

Helical Attachment

Accessories

Mod Express

Engineering / Mounting Positions

Competitor Interchange

Renewal Parts

Part Number Index



PART NUMBER INDEX

Part Number	Page	Part Number	Page	Part Number	Page	Part Number	Page
20A10R56.....	40, 137	20A30L56.....	40, 137	20AZ15L56.....	87	20Q05H14.....	36
20A12H14.....	40	20A30LR56.....	40, 137	20AZ15LR14.....	87	20Q05H56.....	36
20A12H56.....	40	20A30R56.....	40, 137	20AZ15LR56.....	87	20Q05HA14.....	36, 117
20A12HA14.....	40	20A40H56.....	40	20AZ15R14.....	87	20Q05HA56.....	36, 117
20A12HA56.....	40	20A40HA56.....	40, 117	20AZ15R56.....	87	20Q05L14.....	36, 136, 168
20A12L14.....	40, 137	20A40L56.....	40, 137	20AZ20H14.....	87	20Q05L56.....	36, 136, 150
20A12L56.....	40, 137	20A40LR56.....	40, 137	20AZ20H56.....	87		151, 168, 169
20A12LR14.....	40, 137	20A40R56.....	40, 137	20AZ20HA14.....	87	20Q05LR14.....	36, 136, 168
20A12LR56.....	40, 137	20A50H56.....	40	20AZ20HA56.....	87	20Q05LR56.....	36, 136, 150, 151, 168
20A12R14.....	40, 137	20A50HA56.....	40, 117	20AZ20L14.....	87	20Q05R14.....	36, 136, 168
20A12R56.....	40, 137	20A50L56.....	40, 137	20AZ20L56.....	87	20Q05R56.....	36, 136, 150, 151, 168
20A15H14.....	40	20A50LR56.....	40, 137	20AZ20LR14.....	87	20Q07H14.....	36
20A15H56.....	40	20A50R56.....	40, 137	20AZ20LR56.....	87	20Q07H56.....	36
20A15HA14.....	40, 117	20A60H56.....	40	20AZ20R14.....	87	20Q07HA14.....	36, 117
20A15HA56.....	40, 117	20A60HA56.....	40, 117	20AZ20R56.....	87	20Q07HA56.....	36, 117
20A15L14.....	40, 137	20A60L56.....	40, 137	20AZ25H14.....	87	20Q07L14.....	36, 136
20A15L56.....	40, 137	20A60LR56.....	40, 137	20AZ25H56.....	87	20Q07L56.....	36, 136
20A15LR14.....	40, 137	20A60R56.....	40, 137	20AZ25HA14.....	87	20Q07LR14.....	36, 136
20A15LR56.....	40, 137	20AZ05H14.....	87	20AZ25HA56.....	87	20Q07LR56.....	36, 136
20A15R14.....	40, 137	20AZ05H56.....	87	20AZ25L14.....	87	20Q07R14.....	36, 136
20A15R56.....	40, 137	20AZ05HA14.....	87	20AZ25L56.....	87	20Q07R56.....	36, 136
20A18H14.....	40	20AZ05HA56.....	87	20AZ25LR14.....	87	20Q10H14.....	36
20A18H56.....	40	20AZ05L14.....	87	20AZ25LR56.....	87	20Q10H56.....	36
20A18HA14.....	40	20AZ05L56.....	87	20AZ25R14.....	87	20Q10HA14.....	36, 117
20A18HA56.....	40	20AZ05LR14.....	87	20AZ25R56.....	87	20Q10HA56.....	36, 117
20A18L14.....	40, 137	20AZ05LR56.....	87	20AZ30H56.....	87	20Q10L14.....	36, 136, 150
20A18L56.....	40, 137	20AZ05R14.....	87	20AZ30HA56.....	87		151, 168, 169
20A18LR14.....	40, 137	20AZ05R56.....	87	20AZ30L56.....	87	20Q10L56.....	36, 136, 150, 151, 168
20A18LR56.....	40, 137	20AZ07H14.....	87	20AZ30LR56.....	87	20Q10LR14.....	36, 136, 150, 151, 168
20A18R14.....	40, 137	20AZ07H56.....	87	20AZ30R56.....	87	20Q10LR56.....	36, 136, 150, 151, 168
20A18R56.....	40, 137	20AZ07HA14.....	87	20AZ40H56.....	87	20Q10R14.....	36, 136, 150, 151, 168
20A20H14.....	40	20AZ07HA56.....	87	20AZ40HA56.....	87	20Q10R56.....	36, 136, 150, 151, 168
20A20H56.....	40	20AZ07L14.....	87	20AZ40L56.....	87	20Q12H14.....	36
20A20HA14.....	40, 117	20AZ07L56.....	87	20AZ40LR56.....	87	20Q12H56.....	36
20A20HA56.....	40, 117	20AZ07LR14.....	87	20AZ40R56.....	87	20Q12HA14.....	36
20A20L14.....	40, 137	20AZ07LR56.....	87	20AZ50H56.....	87	20Q12HA56.....	36
20A20L56.....	40, 137	20AZ07R14.....	87	20AZ50HA56.....	87	20Q12L14.....	36, 136
20A20LR14.....	40, 137	20AZ07R56.....	87	20AZ50L56.....	87	20Q12L56.....	36, 136
20A20LR56.....	40, 137	20AZ10H14.....	87	20AZ50LR56.....	87	20Q12LR14.....	36, 136
20A20R14.....	40, 137	20AZ10H56.....	87	20AZ50R56.....	87	20Q12LR56.....	36, 136
20A20R56.....	40, 137	20AZ10HA14.....	87	20AZ60H56.....	87	20Q12R14.....	36, 136
20A25H14.....	40	20AZ10HA56.....	87	20AZ60HA56.....	87	20Q12R56.....	36, 136
20A25H56.....	40	20AZ10L14.....	87	20AZ60L56.....	87	20Q15H14.....	36
20A25HA14.....	40, 117	20AZ10L56.....	87	20AZ60LR56.....	87	20Q15H56.....	36, 106
20A25HA56.....	40, 117	20AZ10LR14.....	87	20AZ60R56.....	87	20Q15HA14.....	36, 117
20A25L14.....	40, 137	20AZ10LR56.....	87	20BASE.....	110	20Q15HA56.....	36, 117
20A25L56.....	40, 137	20AZ10R14.....	87	20BRACKET.....	122	20Q15L14.....	36, 136, 150
20A25LR14.....	40, 137	20AZ10R56.....	87	20BUSH100.....	116		151, 168, 169
20A25LR56.....	40, 137	20AZ15H14.....	87	20CLSDCOVER.....	127	20Q15L56.....	36, 106, 136
20A25R14.....	40, 137	20AZ15H56.....	87	20FLANGE.....	115		150, 151, 168
20A25R56.....	40, 137	20AZ15HA14.....	87	20JMOUNT.....	111	20Q15LR14.....	36, 136, 150, 151, 168
20A30H56.....	40	20AZ15HA56.....	87	20OPENCOVER.....	127	20Q15LR56.....	36, 106, 136
20A30HA56.....	40, 117	20AZ15L14.....	87	20PLUGIN.....	123		150, 151, 168



PART NUMBER INDEX

Part Number	Page	Part Number	Page	Part Number	Page	Part Number	Page
20Q15R14.....	36, 136, 150, 151, 168	20Q40LR56....	36, 136, 150, 151, 168	20QZ15R56.....	86	20S10HA.....	38, 117
20Q15R56.....	36, 106, 136	20Q40R56.....	36, 136, 150, 151, 168	20QZ20H14.....	86	20S10L.....	38
	150, 151, 168	20Q50H56.....	36	20QZ20H56.....	86	20S10LR.....	38
20Q18H14.....	36	20Q50HA56.....	36, 117	20QZ20HA14.....	86	20S10R.....	38
20Q18H56.....	36	20Q50L56.....	36, 136, 150, 151, 168	20QZ20HA56.....	86	20S12H.....	38
20Q18HA14.....	36	20Q50LR56....	36, 136, 150, 151, 168	20QZ20L14.....	86	20S12HA.....	38
20Q18HA56.....	36	20Q50R56.....	36, 136, 150	20QZ20L56.....	86	20S12L.....	38
20Q18L14.....	36, 136		151, 168, 169	20QZ20LR14.....	86	20S12LR.....	38
20Q18L56.....	36, 136	20Q60H56.....	36	20QZ20LR56.....	86	20S12R.....	38
20Q18LR14.....	36, 136	20Q60HA56.....	36, 117	20QZ20R14.....	86	20S15H.....	38
20Q18LR56.....	36, 136	20Q60L56.....	36, 136, 150, 151, 168	20QZ20R56.....	86	20S15HA.....	38, 117
20Q18R14.....	36, 136	20Q60LR56....	36, 136, 150, 151, 168	20QZ20S56.....	86	20S15L.....	38
20Q18R56.....	36, 136	20Q60R56.....	36, 136, 150	20QZ20S14.....	86	20S15LR.....	38
20Q20H14.....	36		151, 168, 169	20QZ20S56.....	86	20S15R.....	38
20Q20H56.....	36, 106	20QZ05H14.....	86	20QZ20S14.....	86	20S18H.....	38
20Q20HA14.....	36, 117	20QZ05H56.....	86	20QZ25L14.....	86	20S18HA.....	38
20Q20HA56.....	36, 117	20QZ05HA14.....	86	20QZ25L56.....	86	20S18L.....	38
20Q20L14.....	36, 136, 150	20QZ05HA56.....	86	20QZ25LR14.....	86	20S18LR.....	38
	151, 168, 169	20QZ05L14.....	86	20QZ25LR56.....	86	20S18R.....	38
20Q20L56.....	36, 106, 136	20QZ05L56.....	86	20QZ25R14.....	86	20S20H.....	38
	150, 151, 168, 169	20QZ05LR14.....	86	20QZ25R56.....	86	20S20HA.....	38, 117
20Q20LR14....	36, 136, 150, 151, 168	20QZ05LR56.....	86	20QZ30H56.....	86	20S20L.....	38
20Q20LR56.....	36, 106, 136	20QZ05R14.....	86	20QZ30HA56.....	86	20S20LR.....	38
	150, 151, 168	20QZ05R56.....	86	20QZ30L56.....	86	20S20R.....	38
20Q20R14.....	36, 136, 150	20QZ07H14.....	86	20QZ30LR56.....	86	20S25H.....	38
	151, 168, 169	20QZ07H56.....	86	20QZ30R56.....	86	20S25HA.....	38, 117
20Q20R56.....	36, 106, 136	20QZ07HA14.....	86	20QZ40H56.....	86	20S25L.....	38
	150, 151, 168	20QZ07HA56.....	86	20QZ40HA56.....	86	20S25LR.....	38
20Q25H14.....	36	20QZ07L14.....	86	20QZ40L56.....	86	20S25R.....	38
20Q25H56.....	36, 106	20QZ07L56.....	86	20QZ40LR56.....	86	20S30H.....	38
20Q25HA14.....	36, 117	20QZ07LR14.....	86	20QZ40R56.....	86	20S30HA.....	38, 117
20Q25HA56.....	36, 117	20QZ07LR56.....	86	20QZ50H56.....	86	20S30L.....	38
20Q25L14.....	36, 136, 150, 151, 168	20QZ07R14.....	86	20QZ50HA56.....	86	20S30LR.....	38
20Q25L56.....	36, 106, 136	20QZ07R56.....	86	20QZ50L56.....	86	20S30R.....	38
	150, 151, 168	20QZ10H14.....	86	20QZ50LR56.....	86	20S40H.....	38
20Q25LR14....	36, 136, 150, 151, 168	20QZ10H56.....	86	20QZ50R56.....	86	20S40HA.....	38, 117
20Q25LR56.....	36, 106, 136	20QZ10HA14.....	86	20QZ60H56.....	86	20S40L.....	38
	150, 151, 168	20QZ10HA56.....	86	20QZ60HA56.....	86	20S40LR.....	38
20Q25R14.....	36, 136, 150, 151, 168	20QZ10L14.....	86	20QZ60L56.....	86	20S40R.....	38
20Q25R56.....	36, 106, 136	20QZ10L56.....	86	20QZ60LR56.....	86	20S50H.....	38
	150, 151, 168	20QZ10LR14.....	86	20QZ60R56.....	86	20S50HA.....	38, 117
20Q30H56.....	36, 106	20QZ10LR56.....	86	20RISER.....	112	20S50L.....	38
20Q30HA56.....	36, 117	20QZ10R14.....	86	20S05H.....	38	20S50LR.....	38
20Q30L56.....	36, 106, 136	20QZ10R56.....	86	20S05HA.....	38, 117	20S50R.....	38
	150, 151, 168	20QZ15H14.....	86	20S05L.....	38	20S60H.....	38
20Q30LR56.....	36, 106, 136, 150	20QZ15H56.....	86	20S05LR.....	38	20S60HA.....	38, 117
	151, 168, 169	20QZ15HA14.....	86	20S05R.....	38	20S60L.....	38
20Q30R56.....	36, 106, 136	20QZ15HA56.....	86	20S07H.....	38	20S60LR.....	38
	150, 151, 168	20QZ15L14.....	86	20S07HA.....	38, 117	20S60R.....	38
20Q40H56.....	36	20QZ15L56.....	86	20S07L.....	38	20SBASE.....	110
20Q40HA56.....	36, 117	20QZ15LR14.....	86	20S07LR.....	38	20SBUSH100.....	116
20Q40L56.....	36, 136, 150	20QZ15LR56.....	86	20S07R.....	38	20SFLANGE.....	115
	151, 168, 169	20QZ15R14.....	86	20S10H.....	38	20SHAFTREV.....	126

Helical Attachment

Accessories

Mod Express

Engineering /
Mounting Positions

Competitor
Interchange

Renewal Parts

Part Number Index



PART NUMBER INDEX

Part Number	Page	Part Number	Page	Part Number	Page	Part Number	Page
20ZBASE.....	110	23A10HA14.....	48, 117	23A25LR14.....	48, 138, 153	23AZ07HA18.....	89
20ZBRACKET.....	122	23A10HA18.....	48, 117	23A25LR56.....	48, 138, 153	23AZ07HA56.....	89
20ZFLANGE.....	115	23A10HA56.....	48, 117	23A25R14.....	48, 138, 153	23AZ07L14.....	89
20ZJMOUNT.....	111	23A10L14.....	48, 138, 153	23A25R56.....	48, 138, 153	23AZ07L18.....	89
20ZRISER.....	112	23A10L18.....	48, 153	23A30H14.....	48	23AZ07L56.....	89
214HA414.....	106, 108	23A10L56.....	48, 138, 153	23A30H56.....	48	23AZ07LR14.....	89
214HA514.....	106, 108	23A10LR14.....	48, 138, 153	23A30HA14.....	48, 117	23AZ07LR18.....	89
2326BUSH100.....	116	23A10LR18.....	48, 153	23A30HA56.....	48, 117	23AZ07LR56.....	89
2326BUSH103.....	116	23A10LR56.....	48, 138, 153	23A30L14.....	48, 153	23AZ07R14.....	89
2326BUSH104.....	116	23A10R14.....	48, 138, 153	23A30L56.....	48, 138, 153	23AZ07R18.....	89
2326FLANGE.....	115	23A10R18.....	48, 153	23A30LR14.....	48, 153	23AZ07R56.....	89
2326SBUSH100.....	116	23A10R56.....	48, 138, 153	23A30LR56.....	48, 138, 153	23AZ10H14.....	89
2326SBUSH103.....	116	23A12H14.....	48	23A30R14.....	48, 153	23AZ10H18.....	89
2326SBUSH104.....	116	23A12H18.....	48	23A30R56.....	48, 138, 153	23AZ10H56.....	89
2326SPACER.....	110	23A12H56.....	48	23A40H14.....	48	23AZ10HA14.....	89
2326TORQARM.....	113	23A12HA14.....	48	23A40H56.....	48	23AZ10HA18.....	89
2326ZFLANGE.....	115	23A12HA18.....	48	23A40HA14.....	48, 117	23AZ10HA56.....	89
2330MTR14.....	46, 52, 58, 109	23A12HA56.....	48	23A40HA56.....	48, 117	23AZ10L14.....	89
2330MTR18.....	46, 52, 58, 109	23A12L14.....	48	23A40L14.....	48, 153	23AZ10L18.....	89
2330MTR56.....	46, 52, 58, 109	23A12L18.....	48	23A40L56.....	48, 138, 153	23AZ10L56.....	89
23A05H14.....	48	23A12L56.....	48	23A40LR14.....	48, 153	23AZ10LR14.....	89
23A05H18.....	48	23A12LR14.....	48	23A40LR56.....	48, 138, 153	23AZ10LR18.....	89
23A05H56.....	48	23A12LR18.....	48	23A40R14.....	48, 153	23AZ10LR56.....	89
23A05HA14.....	48, 117	23A12LR56.....	48	23A40R56.....	48, 138, 153	23AZ10R14.....	89
23A05HA18.....	48, 117	23A12R14.....	48	23A50H56.....	48	23AZ10R18.....	89
23A05HA56.....	48, 117	23A12R18.....	48	23A50HA56.....	48, 117	23AZ10R56.....	89
23A05L14.....	48, 138, 153	23A12R56.....	48	23A50L56.....	48, 138, 153	23AZ15H14.....	89
23A05L18.....	48, 153	23A15H14.....	48	23A50LR56.....	48, 138, 153	23AZ15H56.....	89
23A05L56.....	48, 138	23A15H56.....	48	23A50R56.....	48, 138, 153	23AZ15HA14.....	89
23A05LR14.....	48, 138, 153	23A15HA14.....	48, 117	23A60H56.....	48	23AZ15HA56.....	89
23A05LR18.....	48, 153	23A15HA56.....	48, 117	23A60HA56.....	48, 117	23AZ15L14.....	89
23A05LR56.....	48, 138	23A15L14.....	48, 138, 153	23A60L56.....	48, 138, 153	23AZ15L56.....	89
23A05R14.....	48, 138, 153	23A15L56.....	48, 138, 153	23A60LR56.....	48, 138, 153	23AZ15LR14.....	89
23A05R18.....	48, 153	23A15LR14.....	48, 138, 153	23A60R56.....	48, 138, 153	23AZ15LR56.....	89
23A05R56.....	48, 138	23A15LR56.....	48, 138, 153	23AZ05H14.....	89	23AZ15R14.....	89
23A07H14.....	48	23A15R14.....	48, 138, 153	23AZ05H18.....	89	23AZ15R56.....	89
23A07H18.....	48	23A15R56.....	48, 138, 153	23AZ05H56.....	89	23AZ20H14.....	89
23A07H56.....	48	23A20H14.....	48	23AZ05HA14.....	89	23AZ20H56.....	89
23A07HA14.....	48, 117	23A20H56.....	48	23AZ05HA18.....	89	23AZ20HA14.....	89
23A07HA18.....	48, 117	23A20HA14.....	48, 117	23AZ05HA56.....	89	23AZ20HA56.....	89
23A07HA56.....	48, 117	23A20HA56.....	48, 117	23AZ05L14.....	89	23AZ20L14.....	89
23A07L14.....	48	23A20L14.....	48, 138, 153	23AZ05L18.....	89	23AZ20L56.....	89
23A07L18.....	48	23A20L56.....	48, 138, 153	23AZ05L56.....	89	23AZ20LR14.....	89
23A07L56.....	48	23A20LR14.....	48, 138, 153	23AZ05LR14.....	89	23AZ20LR56.....	89
23A07LR14.....	48	23A20LR56.....	48, 138, 153	23AZ05LR18.....	89	23AZ20R14.....	89
23A07LR18.....	48	23A20R14.....	48, 138, 153	23AZ05LR56.....	89	23AZ20R56.....	89
23A07LR56.....	48	23A20R56.....	48, 138, 153	23AZ05R14.....	89	23AZ25H14.....	89
23A07R14.....	48	23A25H14.....	48	23AZ05R18.....	89	23AZ25H56.....	89
23A07R18.....	48	23A25H56.....	48	23AZ05R56.....	89	23AZ25HA14.....	89
23A07R56.....	48	23A25HA14.....	48, 117	23AZ07H14.....	89	23AZ25HA56.....	89
23A10H14.....	48	23A25HA56.....	48, 117	23AZ07H18.....	89	23AZ25L14.....	89
23A10H18.....	48	23A25L14.....	48, 138, 153	23AZ07H56.....	89	23AZ25L56.....	89
23A10H56.....	48	23A25L56.....	48, 138, 153	23AZ07HA14.....	89	23AZ25LR14.....	89



PART NUMBER INDEX

Part Number	Page	Part Number	Page	Part Number	Page	Part Number	Page
23AZ25LR56.....	89	23Q05R18.....	44, 152, 170, 171	23Q15L56.....	44, 106, 138	23Q50HA56.....	44, 117
23AZ25R14.....	89	23Q05R56.....	44, 138		152, 170, 171	23Q50L56.....	44, 138, 152, 170
23AZ25R56.....	89	23Q07H14.....	44	23Q15LR14.....	44, 138, 152, 170	23Q50LR56.....	44, 138, 152, 170
23AZ30H14.....	89	23Q07H18.....	44	23Q15LR56....	44, 106, 138, 152, 170	23Q50R56.....	44, 138, 152, 170, 171
23AZ30H56.....	89	23Q07H56.....	44	23Q15R14.....	44, 138, 152, 170	23Q60H56.....	44, 107
23AZ30HA14.....	89	23Q07HA14.....	44, 117	23Q15R56.....	44, 106, 138, 152, 170	23Q60HA56.....	44, 117
23AZ30HA56.....	89	23Q07HA18.....	44, 117	23Q20H14.....	44	23Q60L56.....	44, 107, 138, 152, 170
23AZ30L14.....	89	23Q07HA56.....	44, 117	23Q20H56.....	44, 106	23Q60LR56....	44, 107, 138, 152, 170
23AZ30L56.....	89	23Q07L14.....	44	23Q20HA14.....	44, 117	23Q60R56.....	44, 107, 138
23AZ30LR14.....	89	23Q07L18.....	44	23Q20HA56.....	44, 117		152, 170, 171
23AZ30LR56.....	89	23Q07L56.....	44	23Q20L14.....	44, 138, 152, 170	23QZ05H14.....	88
23AZ30R14.....	89	23Q07LR14.....	44	23Q20L56.....	44, 106, 138	23QZ05H18.....	88
23AZ30R56.....	89	23Q07LR18.....	44		152, 170, 171	23QZ05H56.....	88
23AZ40H14.....	89	23Q07LR56.....	44	23Q20LR14.....	44, 138, 152, 170	23QZ05HA14.....	88
23AZ40H56.....	89	23Q07R14.....	44	23Q20LR56....	44, 106, 138, 152, 170	23QZ05HA18.....	88
23AZ40HA14.....	89	23Q07R18.....	44	23Q20R14.....	44, 138, 152, 170	23QZ05HA56.....	88
23AZ40HA56.....	89	23Q07R56.....	44	23Q20R56.....	44, 106, 138, 152, 170	23QZ05L14.....	88
23AZ40L14.....	89	23Q10H14.....	44	23Q25H14.....	44	23QZ05L18.....	88
23AZ40L56.....	89	23Q10H18.....	44	23Q25H56.....	44, 106	23QZ05L56.....	88
23AZ40LR14.....	89	23Q10H56.....	44	23Q25HA14.....	44, 117	23QZ05LR14.....	88
23AZ40LR56.....	89	23Q10HA14.....	44, 117	23Q25HA56.....	44, 117	23QZ05LR18.....	88
23AZ40R14.....	89	23Q10HA18.....	44, 117	23Q25L14.....	44, 138, 152, 170	23QZ05LR56.....	88
23AZ40R56.....	89	23Q10HA56.....	44, 117	23Q25L56.....	44, 106, 138	23QZ05R14.....	88
23AZ50H56.....	89	23Q10L14.....	44, 138, 152, 170		152, 170, 171	23QZ05R18.....	88
23AZ50HA56.....	89	23Q10L18.....	44, 152, 170	23Q25LR14.....	44, 138, 152, 170	23QZ05R56.....	88
23AZ50L56.....	89	23Q10L56.....	44, 138, 152, 170, 171	23Q25LR56....	44, 106, 138, 152, 170	23QZ07H14.....	88
23AZ50LR56.....	89	23Q10LR14.....	44, 138, 152, 170	23Q25R14.....	44, 138, 152, 170	23QZ07H18.....	88
23AZ50R56.....	89	23Q10LR18.....	44, 152, 170	23Q25R56.....	44, 106, 138	23QZ07H56.....	88
23AZ60H56.....	89	23Q10LR56.....	44, 138, 152, 170		152, 170, 171	23QZ07HA14.....	88
23AZ60HA56.....	89	23Q10R14.....	44, 138, 152, 170	23Q30H14.....	44	23QZ07HA18.....	88
23AZ60L56.....	89	23Q10R18.....	44, 152, 170	23Q30H56.....	44, 106	23QZ07HA56.....	88
23AZ60LR56.....	89	23Q10R56.....	44, 138, 152, 170	23Q30HA14.....	44, 117	23QZ07L14.....	88
23AZ60R56.....	89	23Q12H14.....	44	23Q30HA56.....	44, 117	23QZ07L18.....	88
23BASE.....	110	23Q12H18.....	44	23Q30L14.....	44, 152, 170	23QZ07L56.....	88
23BRACKET.....	122	23Q12H56.....	44	23Q30L56.....	44, 106, 138, 152, 170	23QZ07LR14.....	88
23CLSDCOVER.....	127	23Q12HA14.....	44	23Q30LR14.....	44, 152, 170	23QZ07LR18.....	88
23DOWN26.....	124	23Q12HA18.....	44	23Q30LR56....	44, 106, 138, 152, 170	23QZ07LR56.....	88
23JMOUNT.....	111	23Q12HA56.....	44	23Q30R14.....	44, 152, 170, 171	23QZ07R14.....	88
23OPENCOVER.....	127	23Q12L14.....	44	23Q30R56.....	44, 106, 138, 152, 170	23QZ07R18.....	88
23PLUGIN.....	123	23Q12L18.....	44	23Q40H14.....	44	23QZ07R56.....	88
23Q05H14.....	44	23Q12L56.....	44	23Q40H56.....	44, 106, 107	23QZ10H14.....	88
23Q05H18.....	44	23Q12LR14.....	44	23Q40HA14.....	44, 117	23QZ10H18.....	88
23Q05H56.....	44	23Q12LR18.....	44	23Q40HA56.....	44, 117	23QZ10H56.....	88
23Q05HA14.....	44, 117	23Q12LR56.....	44	23Q40L14.....	44, 152, 170, 171	23QZ10HA14.....	88
23Q05HA18.....	44, 117	23Q12R14.....	44	23Q40L56.....	44, 106, 107	23QZ10HA18.....	88
23Q05HA56.....	44, 117	23Q12R18.....	44		138, 152, 170	23QZ10HA56.....	88
23Q05L14.....	44, 138, 152, 170	23Q12R56.....	44	23Q40LR14.....	44, 152, 170, 171	23QZ10L14.....	88
23Q05L18.....	44, 152, 170	23Q15H14.....	44	23Q40LR56.....	44, 106, 107	23QZ10L18.....	88
23Q05L56.....	44, 138	23Q15H56.....	44, 106		138, 152, 170	23QZ10L56.....	88
23Q05LR14.....	44, 138, 152, 170	23Q15HA14.....	44, 117	23Q40R14.....	44, 152, 170, 171	23QZ10LR14.....	88
23Q05LR18.....	44, 152, 170	23Q15HA56.....	44, 117	23Q40R56.....	44, 106, 107	23QZ10LR18.....	88
23Q05LR56.....	44, 138	23Q15L14.....	44, 138, 152, 170		138, 152, 170	23QZ10LR56.....	88
23Q05R14.....	44, 138, 152, 170			23Q50H56.....	44	23QZ10R14.....	88

Helical Attachment

Accessories

Mod Express

Engineering / Mounting Positions

Competitor Interchange

Renewal Parts

Part Number Index



PART NUMBER INDEX

Part Number	Page	Part Number	Page	Part Number	Page	Part Number	Page
23QZ10R18.....	88	23QZ50HA56.....	88	23S40LR.....	46	26A10H56.....	54
23QZ10R56.....	88	23QZ50L56.....	88	23S40R.....	46	26A10HA14.....	54, 117
23QZ15H14.....	88	23QZ50LR56.....	88	23S50H.....	46	26A10HA18.....	54, 117
23QZ15H56.....	88	23QZ50R56.....	88	23S50HA.....	46, 117	26A10HA56.....	54, 117
23QZ15HA14.....	88	23QZ60H56.....	88	23S50L.....	46	26A10L14.....	54, 140, 155
23QZ15HA56.....	88	23QZ60HA56.....	88	23S50LR.....	46	26A10L18.....	54, 140, 155
23QZ15L14.....	88	23QZ60L56.....	88	23S50R.....	46	26A10L56.....	54, 140, 155
23QZ15L56.....	88	23QZ60LR56.....	88	23S60H.....	46	26A10LR14.....	54, 140, 155
23QZ15LR14.....	88	23QZ60R56.....	88	23S60HA.....	46, 117	26A10LR18.....	54, 140, 155
23QZ15LR56.....	88	23RISER.....	112	23S60L.....	46	26A10LR56.....	54, 140, 155
23QZ15R14.....	88	23S05H.....	46	23S60LR.....	46	26A10R14.....	54, 140, 155
23QZ15R56.....	88	23S05HA.....	46, 117	23S60R.....	46	26A10R18.....	54, 140, 155
23QZ20H14.....	88	23S05L.....	46	23SBASE.....	110	26A10R56.....	54, 140, 155
23QZ20H56.....	88	23S05LR.....	46	23SFLANGE.....	115	26A12H14.....	54
23QZ20HA14.....	88	23S05R.....	46	23SHAFTREV.....	126	26A12H18.....	54
23QZ20HA56.....	88	23S07H.....	46	23STBUSH100.....	116	26A12H56.....	54
23QZ20L14.....	88	23S07HA.....	46, 117	23STBUSH103.....	116	26A12HA14.....	54
23QZ20L56.....	88	23S07L.....	46	23TBUSH100.....	116	26A12HA18.....	54
23QZ20LR14.....	88	23S07LR.....	46	23TBUSH103.....	116	26A12HA56.....	54
23QZ20LR56.....	88	23S07R.....	46	23ZBASE.....	110	26A12L14.....	54
23QZ20R14.....	88	23S10H.....	46	23ZBRACKET.....	122	26A12L18.....	54
23QZ20R56.....	88	23S10HA.....	46, 117	23ZJMOUNT.....	111	26A12L56.....	54
23QZ25H14.....	88	23S10L.....	46	23ZRISER.....	112	26A12LR14.....	54
23QZ25H56.....	88	23S10LR.....	46	246451.....	184	26A12LR18.....	54
23QZ25HA14.....	88	23S10R.....	46	256HA414.....	106, 107, 108	26A12LR56.....	54
23QZ25HA56.....	88	23S12H.....	46	256HA514.....	106, 107, 108	26A12R14.....	54
23QZ25L14.....	88	23S12HA.....	46	26A05H14.....	54	26A12R18.....	54
23QZ25L56.....	88	23S12L.....	46	26A05H18.....	54	26A12R56.....	54
23QZ25LR14.....	88	23S12LR.....	46	26A05HA14.....	54, 117	26A15H14.....	54
23QZ25LR56.....	88	23S12R.....	46	26A05HA18.....	54, 117	26A15H18.....	54
23QZ25R14.....	88	23S15H.....	46	26A05L14.....	54, 140, 155	26A15H56.....	54
23QZ25R56.....	88	23S15HA.....	46, 117	26A05L18.....	54, 140, 155	26A15HA14.....	54, 117
23QZ30H14.....	88	23S15L.....	46	26A05LR14.....	54, 140, 155	26A15HA18.....	54, 117
23QZ30H56.....	88	23S15LR.....	46	26A05LR18.....	54, 140, 155	26A15HA56.....	54, 117
23QZ30HA14.....	88	23S15R.....	46	26A05R14.....	54, 140, 155	26A15L14.....	54, 140, 155
23QZ30HA56.....	88	23S20H.....	46	26A05R18.....	54, 140, 155	26A15L18.....	54
23QZ30L14.....	88	23S20HA.....	46, 117	26A07H14.....	54	26A15L56.....	54, 140, 155
23QZ30L56.....	88	23S20L.....	46	26A07H18.....	54	26A15LR14.....	54, 140, 155
23QZ30LR14.....	88	23S20LR.....	46	26A07H56.....	54	26A15LR18.....	54
23QZ30LR56.....	88	23S20R.....	46	26A07HA14.....	54, 117	26A15LR56.....	54, 140, 155
23QZ30R14.....	88	23S25H.....	46	26A07HA18.....	54, 117	26A15R14.....	54, 140, 155
23QZ30R56.....	88	23S25HA.....	46, 117	26A07HA56.....	54, 117	26A15R18.....	54
23QZ40H14.....	88	23S25L.....	46	26A07L14.....	54, 140, 155	26A15R56.....	54, 140, 155
23QZ40H56.....	88	23S25LR.....	46	26A07L18.....	54, 140, 155	26A18H14.....	54
23QZ40HA14.....	88	23S25R.....	46	26A07L56.....	54	26A18H18.....	54
23QZ40HA56.....	88	23S30H.....	46	26A07LR14.....	54, 140, 155	26A18H56.....	54
23QZ40L14.....	88	23S30HA.....	46, 117	26A07LR18.....	54, 140, 155	26A18HA14.....	54
23QZ40L56.....	88	23S30L.....	46	26A07LR56.....	54	26A18HA18.....	54
23QZ40LR14.....	88	23S30LR.....	46	26A07R14.....	54, 140, 155	26A18HA56.....	54
23QZ40LR56.....	88	23S30R.....	46	26A07R18.....	54, 140, 155	26A18L14.....	54
23QZ40R14.....	88	23S40H.....	46	26A07R56.....	54	26A18L18.....	54
23QZ40R56.....	88	23S40HA.....	46, 117	26A10H14.....	54	26A18L56.....	54
23QZ50H56.....	88	23S40L.....	46	26A10H18.....	54	26A18LR14.....	54



PART NUMBER INDEX

Part Number	Page	Part Number	Page	Part Number	Page	Part Number	Page
26A18LR18.....	54	26A50R14.....	54	26AZ15H18.....	91	26AZ40R56.....	91
26A18LR56.....	54	26A50R56.....	54, 140, 155	26AZ15H56.....	91	26AZ50H14.....	91
26A18R14.....	54	26A60H14.....	54	26AZ15HA14.....	91	26AZ50H56.....	91
26A18R18.....	54	26A60H56.....	54	26AZ15HA18.....	91	26AZ50HA14.....	91
26A18R56.....	54	26A60HA14.....	54, 117	26AZ15HA56.....	91	26AZ50HA56.....	91
26A20H14.....	54	26A60HA56.....	54, 117	26AZ15L14.....	91	26AZ50L14.....	91
26A20H56.....	54	26A60L14.....	54	26AZ15L18.....	91	26AZ50L56.....	91
26A20HA14.....	54, 117	26A60L56.....	54, 140, 155	26AZ15L56.....	91	26AZ50LR14.....	91
26A20HA56.....	54, 117	26A60LR14.....	54	26AZ15LR14.....	91	26AZ50LR56.....	91
26A20L14.....	54, 140, 155	26A60LR56.....	54, 140, 155	26AZ15LR18.....	91	26AZ50R14.....	91
26A20L56.....	54, 140, 155	26A60R14.....	54	26AZ15LR56.....	91	26AZ50R56.....	91
26A20LR14.....	54, 140, 155	26A60R56.....	54, 140, 155	26AZ15R14.....	91	26AZ60H14.....	91
26A20LR56.....	54, 140, 155	26AZ05H14.....	91	26AZ15R18.....	91	26AZ60H56.....	91
26A20R14.....	54, 140, 155	26AZ05H18.....	91	26AZ15R56.....	91	26AZ60HA14.....	91
26A20R56.....	54, 140, 155	26AZ05HA14.....	91	26AZ20H14.....	91	26AZ60HA56.....	91
26A25H14.....	54	26AZ05HA18.....	91	26AZ20H56.....	91	26AZ60L14.....	91
26A25H56.....	54	26AZ05L14.....	91	26AZ20HA14.....	91	26AZ60L56.....	91
26A25HA14.....	54, 117	26AZ05L18.....	91	26AZ20HA56.....	91	26AZ60LR14.....	91
26A25HA56.....	54, 117	26AZ05LR14.....	91	26AZ20L14.....	91	26AZ60LR56.....	91
26A25L14.....	54, 140, 155	26AZ05LR18.....	91	26AZ20L56.....	91	26AZ60R14.....	91
26A25L56.....	54, 140, 155	26AZ05R14.....	91	26AZ20LR14.....	91	26AZ60R56.....	91
26A25LR14.....	54, 140, 155	26AZ05R18.....	91	26AZ20LR56.....	91	26BASE.....	110
26A25LR56.....	54, 140, 155	26AZ07H14.....	91	26AZ20R14.....	91	26BRACKET.....	122
26A25R14.....	54, 140, 155	26AZ07H18.....	91	26AZ20R56.....	91	26CLSDCOVER.....	127
26A25R56.....	54, 140, 155	26AZ07H56.....	91	26AZ25H14.....	91	26DOWN30.....	124
26A30H14.....	54	26AZ07HA14.....	91	26AZ25H56.....	91	26JMOUNT.....	111
26A30H56.....	54	26AZ07HA18.....	91	26AZ25HA14.....	91	26OPENCOVER.....	127
26A30HA14.....	54, 117	26AZ07HA56.....	91	26AZ25HA56.....	91	26PLUGIN.....	123
26A30HA56.....	54, 117	26AZ07L14.....	91	26AZ25L14.....	91	26Q05H14.....	50
26A30L14.....	54, 140, 155	26AZ07L18.....	91	26AZ25L56.....	91	26Q05H18.....	50
26A30L56.....	54, 140, 155	26AZ07L56.....	91	26AZ25LR14.....	91	26Q05HA14.....	50, 117
26A30LR14.....	54, 140, 155	26AZ07LR14.....	91	26AZ25LR56.....	91	26Q05HA18.....	50, 117
26A30LR56.....	54, 140, 155	26AZ07LR18.....	91	26AZ25R14.....	91	26Q05L14.....	50, 139, 154, 172
26A30R14.....	54, 140, 155	26AZ07LR56.....	91	26AZ25R56.....	91	26Q05L18.....	50, 139, 154, 172
26A30R56.....	54, 140, 155	26AZ07R14.....	91	26AZ30H14.....	91	26Q05LR14.....	50, 139, 154, 172
26A40H14.....	54	26AZ07R18.....	91	26AZ30H56.....	91	26Q05LR18.....	50, 139, 154, 172
26A40H56.....	54	26AZ07R56.....	91	26AZ30HA14.....	91	26Q05R14.....	50, 139, 154, 172
26A40HA14.....	54, 117	26AZ10H14.....	91	26AZ30HA56.....	91	26Q05R18.....	50, 139, 154, 172
26A40HA56.....	54, 117	26AZ10H18.....	91	26AZ30L14.....	91	26Q07H14.....	50
26A40L14.....	54, 140, 155	26AZ10H56.....	91	26AZ30L56.....	91	26Q07H18.....	50
26A40L56.....	54, 140, 155	26AZ10HA14.....	91	26AZ30LR14.....	91	26Q07H56.....	50
26A40LR14.....	54, 140, 155	26AZ10HA18.....	91	26AZ30LR56.....	91	26Q07HA14.....	50, 117
26A40LR56.....	54, 140, 155	26AZ10HA56.....	91	26AZ30R14.....	91	26Q07HA18.....	50, 117
26A40R14.....	54, 140, 155	26AZ10L14.....	91	26AZ30R56.....	91	26Q07HA56.....	50, 117
26A40R56.....	54, 140, 155	26AZ10L18.....	91	26AZ40H14.....	91	26Q07L14.....	50, 139, 154
26A50H14.....	54	26AZ10L56.....	91	26AZ40H56.....	91	26Q07L18.....	50, 139, 154
26A50H56.....	54	26AZ10LR14.....	91	26AZ40HA14.....	91	26Q07L56.....	50
26A50HA14.....	54, 117	26AZ10LR18.....	91	26AZ40HA56.....	91	26Q07LR14.....	50, 139, 154
26A50HA56.....	54, 117	26AZ10LR56.....	91	26AZ40L14.....	91	26Q07LR18.....	50, 139, 154
26A50L14.....	54	26AZ10R14.....	91	26AZ40L56.....	91	26Q07LR56.....	50
26A50L56.....	54, 140, 155	26AZ10R18.....	91	26AZ40LR14.....	91	26Q07R14.....	50, 139, 154
26A50LR14.....	54	26AZ10R56.....	91	26AZ40LR56.....	91	26Q07R18.....	50, 139, 154
26A50LR56.....	54, 140, 155	26AZ15H14.....	91	26AZ40R14.....	91	26Q07R56.....	50

Helical Attachment

Accessories

Mod Express

Engineering / Mounting Positions

Competitor Interchange

Renewal Parts

Part Number Index



PART NUMBER INDEX

Part Number	Page	Part Number	Page	Part Number	Page	Part Number	Page
26Q10H14.....	50	26Q18L14.....	50	26Q50H56.....	50, 107	26QZ10LR14.....	90
26Q10H18.....	50	26Q18L18.....	50	26Q50HA14.....	50, 117	26QZ10LR18.....	90
26Q10H56.....	50	26Q18L56.....	50	26Q50HA56.....	50, 117	26QZ10LR56.....	90
26Q10HA14.....	50, 117	26Q18LR14.....	50	26Q50L14.....	50	26QZ10R14.....	90
26Q10HA18.....	50, 117	26Q18LR18.....	50	26Q50L56.....	50, 107, 139, 154, 172	26QZ10R18.....	90
26Q10HA56.....	50, 117	26Q18LR56.....	50	26Q50LR14.....	50	26QZ10R56.....	90
26Q10L14.....	50, 139, 154, 172	26Q18R14.....	50	26Q50LR56.....	50, 107, 139, 154, 172	26QZ15H14.....	90
26Q10L18.....	50, 139, 154, 172, 173	26Q18R18.....	50	26Q50R14.....	50	26QZ15H18.....	90
26Q10L56.....	50, 139, 154, 172, 173	26Q18R56.....	50	26Q50R56.....	50, 107, 139, 154, 172	26QZ15H56.....	90
26Q10LR14.....	50, 139, 154, 172	26Q20H14.....	50, 106	26Q60H14.....	50	26QZ15HA14.....	90
26Q10LR18.....	50, 139, 154, 172	26Q20H56.....	50	26Q60H56.....	50, 107	26QZ15HA18.....	90
26Q10LR56.....	50, 139, 154, 172	26Q20HA14.....	50, 117	26Q60HA14.....	50, 117	26QZ15HA56.....	90
26Q10R14.....	50, 139, 154, 172	26Q20HA56.....	50, 117	26Q60HA56.....	50, 117	26QZ15L14.....	90
26Q10R18.....	50, 139, 154, 172	26Q20L14.....	50, 106, 139, 154, 172	26Q60L14.....	50	26QZ15L18.....	90
26Q10R56.....	50, 139, 154, 172	26Q20L56.....	50, 139, 154, 172	26Q60L56.....	50, 107, 139, 154, 172	26QZ15L56.....	90
26Q12H14.....	50	26Q20LR14.....	50, 106, 139, 154, 172	26Q60LR14.....	50	26QZ15LR14.....	90
26Q12H18.....	50	26Q20LR56.....	50, 139, 154, 172, 173	26Q60LR56.....	50, 107, 139, 154, 172	26QZ15LR18.....	90
26Q12H56.....	50	26Q20R14.....	50, 106, 139, 154, 172	26Q60R14.....	50	26QZ15LR56.....	90
26Q12HA14.....	50	26Q20R56.....	50, 139, 154, 172	26Q60R56.....	50, 107, 139, 154, 172	26QZ15R14.....	90
26Q12HA18.....	50	26Q25H14.....	50	26QZ05H14.....	90	26QZ15R18.....	90
26Q12HA56.....	50	26Q25H56.....	50, 106	26QZ05H18.....	90	26QZ15R56.....	90
26Q12L14.....	50	26Q25HA14.....	50, 117	26QZ05HA14.....	90	26QZ20H14.....	90
26Q12L18.....	50	26Q25HA56.....	50, 117	26QZ05HA18.....	90	26QZ20H56.....	90
26Q12L56.....	50	26Q25L14.....	50, 139, 154, 172	26QZ05L14.....	90	26QZ20HA14.....	90
26Q12LR14.....	50	26Q25L56.....	50, 106, 139, 154, 172	26QZ05L18.....	90	26QZ20HA56.....	90
26Q12LR18.....	50	26Q25LR14.....	50, 139, 154, 172	26QZ05LR14.....	90	26QZ20L14.....	90
26Q12LR56.....	50	26Q25LR56.....	50, 106, 139, 154, 172	26QZ05LR18.....	90	26QZ20L56.....	90
26Q12R14.....	50	26Q25R14.....	50, 139, 154, 172	26QZ05R14.....	90	26QZ20LR14.....	90
26Q12R18.....	50	26Q25R56.....	50, 106, 139, 154, 172	26QZ05R18.....	90	26QZ20LR56.....	90
26Q12R56.....	50	26Q30H14.....	50	26QZ07H14.....	90	26QZ20R14.....	90
26Q15H14.....	50, 106	26Q30H56.....	50, 106	26QZ07H18.....	90	26QZ20R56.....	90
26Q15H18.....	50	26Q30HA14.....	50, 117	26QZ07H56.....	90	26QZ25H14.....	90
26Q15H56.....	50	26Q30HA56.....	50, 117	26QZ07HA14.....	90	26QZ25H56.....	90
26Q15HA14.....	50, 117	26Q30L14.....	50, 139, 154, 172	26QZ07HA18.....	90	26QZ25HA14.....	90
26Q15HA18.....	50, 117	26Q30L56.....	50, 106, 139, 154, 172	26QZ07HA56.....	90	26QZ25HA56.....	90
26Q15HA56.....	50, 117	26Q30LR14.....	50, 139, 154, 172	26QZ07L14.....	90	26QZ25L14.....	90
26Q15L14.....	50, 106, 139, 154, 172, 173	26Q30LR56.....	50, 106, 139, 154, 172	26QZ07L18.....	90	26QZ25L56.....	90
26Q15L18.....	50	26Q30R14.....	50, 139, 154, 172	26QZ07L56.....	90	26QZ25LR14.....	90
26Q15L56.....	50, 139, 154, 172	26Q30R56.....	50, 106, 139, 154, 172	26QZ07LR14.....	90	26QZ25LR56.....	90
26Q15LR14.....	50, 106, 139, 154, 172, 173	26Q40H14.....	50	26QZ07LR18.....	90	26QZ25R14.....	90
26Q15LR18.....	50	26Q40H56.....	50, 106, 107	26QZ07LR56.....	90	26QZ25R56.....	90
26Q15LR56.....	50, 139, 154, 172	26Q40HA14.....	50, 117	26QZ07R14.....	90	26QZ30H14.....	90
26Q15R14.....	50, 106, 139, 154, 172	26Q40HA56.....	50, 117	26QZ07R18.....	90	26QZ30H56.....	90
26Q15R18.....	50	26Q40L14.....	50, 139, 154, 172	26QZ07R56.....	90	26QZ30HA14.....	90
26Q15R56.....	50, 139, 154, 172	26Q40L56.....	50, 106, 107, 139, 154, 172	26QZ10H14.....	90	26QZ30HA56.....	90
26Q18H14.....	50	26Q40LR14.....	50, 139, 154, 172	26QZ10H18.....	90	26QZ30L14.....	90
26Q18H18.....	50	26Q40LR56.....	50, 106, 107	26QZ10H56.....	90	26QZ30L56.....	90
26Q18H56.....	50	26Q40R14.....	50, 139, 154, 172	26QZ10HA14.....	90	26QZ30LR14.....	90
26Q18HA14.....	50	26Q40R56.....	50, 106, 107	26QZ10HA18.....	90	26QZ30LR56.....	90
26Q18HA18.....	50	26Q50H14.....	50	26QZ10HA56.....	90	26QZ30R14.....	90
26Q18HA56.....	50			26QZ10L14.....	90	26QZ30R56.....	90
				26QZ10L18.....	90	26QZ40H14.....	90
				26QZ10L56.....	90	26QZ40H56.....	90



PART NUMBER INDEX

Part Number	Page	Part Number	Page	Part Number	Page	Part Number	Page
26QZ40HA14.....	90	26S15R.....	52	275803.....	182, 183, 184, 185	30A07H18.....	60
26QZ40HA56.....	90	26S18H.....	52		186, 187, 188, 189	30A07L14.....	60
26QZ40L14.....	90	26S18HA.....	52		190, 191, 192, 193	30A07L18.....	60
26QZ40L56.....	90	26S18L.....	52		195, 197, 199, 201	30A07LR14.....	60
26QZ40LR14.....	90	26S18LR.....	52	275806.....	195, 197, 199, 201	30A07LR18.....	60
26QZ40LR56.....	90	26S18R.....	52	275853.....	184, 185, 189, 197, 201	30A07R14.....	60
26QZ40R14.....	90	26S20H.....	52	275855.....	184, 185, 188	30A07R18.....	60
26QZ40R56.....	90	26S20HA.....	52, 117		189, 191, 193	30A10H14.....	60
26QZ50H14.....	90	26S20L.....	52		197, 200, 201	30A10H18.....	60
26QZ50H56.....	90	26S20LR.....	52	275953.....	187, 189, 192	30A10L14.....	60, 142, 157
26QZ50HA14.....	90	26S20R.....	52		193, 199, 201	30A10L18.....	60, 142, 157
26QZ50HA56.....	90	26S25H.....	52	275954.....	189, 193, 201	30A10L56.....	142
26QZ50L14.....	90	26S25HA.....	52, 117	275962.....	189, 193, 201	30A10LR14.....	60, 142, 157
26QZ50L56.....	90	26S25L.....	52	276169.....	195, 197, 199, 201	30A10LR18.....	60, 142, 157
26QZ50LR14.....	90	26S25LR.....	52	276335.....	183, 185, 187, 189	30A10LR56.....	142
26QZ50LR56.....	90	26S25R.....	52		195, 196, 199, 200	30A10R14.....	60, 142, 157
26QZ50R14.....	90	26S30H.....	52	276355.....	182, 184, 186, 188	30A10R18.....	60, 142, 157
26QZ50R56.....	90	26S30HA.....	52, 117		190, 192, 194	30A10R56.....	142
26QZ60H14.....	90	26S30L.....	52		196, 198, 200	30A15H14.....	60
26QZ60H56.....	90	26S30LR.....	52	276357.....	184, 188, 191	30A15H18.....	60
26QZ60HA14.....	90	26S30R.....	52		193, 196, 200	30A15L14.....	60, 142, 157
26QZ60HA56.....	90	26S40H.....	52	276451.....	188	30A15L18.....	60, 142, 157
26QZ60L14.....	90	26S40HA.....	52, 117	278715.....	185, 189, 191	30A15L56.....	142
26QZ60L56.....	90	26S40L.....	52		193, 196, 200	30A15LR14.....	60, 142, 157
26QZ60LR14.....	90	26S40LR.....	52	278717.....	185, 189, 191	30A15LR18.....	60, 142, 157
26QZ60LR56.....	90	26S40R.....	52		193, 196, 200	30A15LR56.....	142
26QZ60R14.....	90	26S50H.....	52	278900.....	195, 197, 199, 201	30A15R14.....	60, 142, 157
26QZ60R56.....	90	26S50HA.....	52, 117	278901.....	195, 197, 199, 201	30A15R18.....	60, 142, 157
26RISER.....	112	26S50L.....	52	278907.....	195, 197, 199, 201	30A15R56.....	142
26S05H.....	52	26S50LR.....	52	278911.....	195, 197, 199, 201	30A20H14.....	60
26S05HA.....	52, 117	26S50R.....	52	278912.....	195, 197, 199, 201	30A20H18.....	60
26S05L.....	52	26S60H.....	52	300PENCOVER.....	127	30A20H56.....	60
26S05LR.....	52	26S60HA.....	52, 117	3035BUSH111.....	116	30A20L14.....	60, 142, 157
26S05R.....	52	26S60L.....	52	3035FLANGE.....	115	30A20L18.....	60, 142, 157
26S07H.....	52	26S60LR.....	52	3035SBUSH111.....	116	30A20L56.....	60, 142, 157
26S07HA.....	52, 117	26S60R.....	52	3035SPACER.....	110	30A20LR14.....	60, 142, 157
26S07L.....	52	26SBASE.....	110	3035STBUSH106.....	116	30A20LR18.....	60, 142, 157
26S07LR.....	52	26SFLANGE.....	115	3035STBUSH107.....	116	30A20LR56.....	60, 142, 157
26S07R.....	52	26SHAFTREV.....	126	3035STBUSH108.....	116	30A20R14.....	60, 142, 157
26S10H.....	52	26STBUSH100.....	116	3035TBUSH106.....	116	30A20R18.....	60, 142, 157
26S10HA.....	52, 117	26STBUSH103.....	116	3035TBUSH107.....	116	30A20R56.....	60, 142, 157
26S10L.....	52	26STBUSH104.....	116	3035TBUSH108.....	116	30A25H14.....	60
26S10LR.....	52	26STBUSH106.....	116	3035TORQARM.....	113	30A25H18.....	60
26S10R.....	52	26TBUSH100.....	116	3035ZFLANGE.....	115	30A25H56.....	60
26S12H.....	52	26TBUSH103.....	116	30A05H14.....	60	30A25L14.....	60, 142, 157
26S12HA.....	52	26TBUSH104.....	116	30A05H18.....	60	30A25L18.....	60, 142, 157
26S12L.....	52	26TBUSH106.....	116	30A05L14.....	60, 142, 157	30A25L56.....	60, 142, 157
26S12LR.....	52	26TIEROD.....	114	30A05L18.....	60, 142, 157	30A25LR14.....	60, 142, 157
26S12R.....	52	26ZBASE.....	110	30A05LR14.....	60, 142, 157	30A25LR18.....	60, 142, 157
26S15H.....	52	26ZBRACKET.....	122	30A05LR18.....	60, 142, 157	30A25LR56.....	60, 142, 157
26S15HA.....	52, 117	26ZJMOUNT.....	111	30A05R14.....	60, 142, 157	30A25R14.....	60, 142, 157
26S15L.....	52	26ZRISER.....	112	30A05R18.....	60, 142, 157	30A25R18.....	60, 142, 157
26S15LR.....	52	275794.....	195, 197, 199, 201	30A07H14.....	60	30A25R56.....	60, 142, 157

Helical Attachment

Accessories

Mod Express

Engineering / Mounting Positions

Competitor Interchange

Renewal Parts

Part Number Index



PART NUMBER INDEX

Part Number	Page	Part Number	Page	Part Number	Page	Part Number	Page
30A30H14.....	60	30AZ10LR18.....	93	30AZ50L14.....	93	30Q10LR56.....	141
30A30H56.....	60	30AZ10R14.....	93	30AZ50L56.....	93	30Q10R14.....	56, 141, 156, 174
30A30L14.....	60, 142, 157	30AZ10R18.....	93	30AZ50LR14.....	93		175, 176, 177
30A30L56.....	60, 142, 157	30AZ15H14.....	93	30AZ50LR56.....	93	30Q10R18.....	56, 141, 156, 174
30A30LR14.....	60, 142, 157	30AZ15H18.....	93	30AZ50R14.....	93		175, 176, 177
30A30LR56.....	60, 142, 157	30AZ15L14.....	93	30AZ50R56.....	93	30Q10R56.....	141
30A30R14.....	60, 142, 157	30AZ15L18.....	93	30AZ60H14.....	93	30Q15H14.....	56, 106
30A30R56.....	60, 142, 157	30AZ15LR14.....	93	30AZ60H56.....	93	30Q15H18.....	56
30A40H14.....	60	30AZ15LR18.....	93	30AZ60L14.....	93	30Q15L14.....	56, 106, 141, 156
30A40H56.....	60	30AZ15R14.....	93	30AZ60L56.....	93		174, 175, 176, 177
30A40L14.....	60, 142, 157	30AZ15R18.....	93	30AZ60LR14.....	93	30Q15L18.....	56, 141, 156, 174
30A40L56.....	60, 142, 157	30AZ20H14.....	93	30AZ60LR56.....	93		175, 176, 177
30A40LR14.....	60, 142, 157	30AZ20H18.....	93	30AZ60R14.....	93	30Q15L56.....	141
30A40LR56.....	60, 142, 157	30AZ20H56.....	93	30AZ60R56.....	93	30Q15LR14.....	56, 106, 141, 156
30A40R14.....	60, 142, 157	30AZ20L14.....	93	30BASE.....	110		174, 175, 176, 177
30A40R56.....	60, 142, 157	30AZ20L18.....	93	30BRACKET.....	122	30Q15LR18.....	56, 141, 156, 174
30A50H14.....	60	30AZ20L56.....	93	30CLSDCOVER.....	127		175, 176, 177
30A50H56.....	60	30AZ20LR14.....	93	30DOWN35.....	124	30Q15LR56.....	141
30A50L14.....	60, 142, 157	30AZ20LR18.....	93	30JMOUNT.....	111	30Q15R14.....	56, 106, 141, 156
30A50L56.....	60, 142, 157	30AZ20LR56.....	93	30PLUGIN.....	123		174, 175, 176, 177
30A50LR14.....	60, 142, 157	30AZ20R14.....	93	30Q05H14.....	56	30Q15R18.....	56, 141, 156, 174
30A50LR56.....	60, 142, 157	30AZ20R18.....	93	30Q05H18.....	56		175, 176, 177
30A50R14.....	60, 142, 157	30AZ20R56.....	93	30Q05L14.....	56, 141, 156	30Q15R56.....	141
30A50R56.....	60, 142, 157	30AZ25H14.....	93		174, 175, 176, 177	30Q20H14.....	56, 106
30A60H14.....	60	30AZ25H18.....	93	30Q05L18.....	56, 141, 156, 174	30Q20H18.....	56
30A60H56.....	60	30AZ25H56.....	93		175, 176, 177	30Q20H56.....	56
30A60L14.....	60, 142, 157	30AZ25L14.....	93	30Q05LR14.....	56, 141, 156, 174	30Q20L14.....	56, 106, 141, 156
30A60L56.....	60, 142, 157	30AZ25L18.....	93		175, 176, 177		174, 175, 176, 177
30A60LR14.....	60, 142, 157	30AZ25L56.....	93	30Q05LR18.....	56, 141, 156, 174	30Q20L18.....	56, 141, 156, 174
30A60LR56.....	60, 142, 157	30AZ25LR14.....	93		175, 176, 177		175, 176, 177
30A60R14.....	60, 142, 157	30AZ25LR18.....	93	30Q05R14.....	56, 141, 156, 174	30Q20L56.....	56, 141, 156
30A60R56.....	60, 142, 157	30AZ25LR56.....	93		175, 176, 177	30Q20LR14.....	56, 106, 141, 156
30AZ05H14.....	93	30AZ25R14.....	93	30Q05R18.....	56, 141, 156, 174		174, 175, 176, 177
30AZ05H18.....	93	30AZ25R18.....	93		175, 176, 177	30Q20LR18.....	56, 141, 156, 174
30AZ05L14.....	93	30AZ25R56.....	93	30Q07H14.....	56		175, 176, 177
30AZ05L18.....	93	30AZ30H14.....	93	30Q07H18.....	56	30Q20LR56.....	56, 141, 156
30AZ05LR14.....	93	30AZ30H56.....	93	30Q07L14.....	56	30Q20R14.....	56, 106, 141, 156
30AZ05LR18.....	93	30AZ30L14.....	93	30Q07L18.....	56		174, 175, 176, 177
30AZ05R14.....	93	30AZ30L56.....	93	30Q07LR14.....	56	30Q20R18.....	56, 141, 156, 174
30AZ05R18.....	93	30AZ30LR14.....	93	30Q07LR18.....	56		175, 176, 177
30AZ07H14.....	93	30AZ30LR56.....	93	30Q07R14.....	56	30Q20R56.....	56, 141, 156
30AZ07H18.....	93	30AZ30R14.....	93	30Q07R18.....	56	30Q25H14.....	56, 106
30AZ07L14.....	93	30AZ30R56.....	93	30Q10H14.....	56	30Q25H18.....	56
30AZ07L18.....	93	30AZ40H14.....	93	30Q10H18.....	56	30Q25H56.....	56
30AZ07LR14.....	93	30AZ40H56.....	93	30Q10L14.....	56, 141, 156, 174	30Q25L14.....	56, 106, 141, 156
30AZ07LR18.....	93	30AZ40L14.....	93		175, 176, 177		174, 175, 176, 177
30AZ07R14.....	93	30AZ40L56.....	93	30Q10L18.....	56, 141, 156, 174	30Q25L18.....	56, 141, 156, 174
30AZ07R18.....	93	30AZ40LR14.....	93		175, 176, 177		175, 176, 177
30AZ10H14.....	93	30AZ40LR56.....	93	30Q10L56.....	141	30Q25L56.....	56, 141, 156
30AZ10H18.....	93	30AZ40R14.....	93	30Q10LR14.....	56, 141, 156, 174	30Q25LR14.....	56, 106, 141, 156
30AZ10L14.....	93	30AZ40R56.....	93		175, 176, 177		174, 175, 176, 177
30AZ10L18.....	93	30AZ50H14.....	93	30Q10LR18.....	56, 141, 156, 174	30Q25LR18.....	56, 141, 156, 174
30AZ10LR14.....	93	30AZ50H56.....	93		175, 176, 177		175, 176, 177



PART NUMBER INDEX

Part Number	Page	Part Number	Page	Part Number	Page	Part Number	Page
30Q25LR56	56, 141, 156	30Q60L14	56, 141, 156, 174	30QZ20R14	92	30S07LR	58
30Q25R14	56, 106, 141, 156		175, 176, 177	30QZ20R18	92	30S07R	58
	174, 175, 176, 177	30Q60L56	56, 107, 141, 156	30QZ20R56	92	30S10H	58
30Q25R18	56, 141, 156, 174		174, 175, 176, 177	30QZ25H14	92	30S10L	58
	175, 176, 177	30Q60LR14	56, 141, 156, 174	30QZ25H18	92	30S10LR	58
			175, 176, 177	30QZ25H56	92	30S10R	58
30Q25R56	56, 141, 156	30Q60LR56	56, 107, 141, 156	30QZ25L14	92	30S15H	58
30Q30H14	56, 106		174, 175, 176, 177	30QZ25L18	92	30S15L	58
30Q30H56	56	30Q60R14	56, 141, 156, 174	30QZ25L56	92	30S15LR	58
30Q30L14	56, 106, 141, 156		175, 176, 177	30QZ25LR14	92	30S15R	58
	174, 175, 176, 177	30Q60R56	56, 107, 141, 156	30QZ25LR18	92	30S20H	58
30Q30L18	174, 175, 176, 177		174, 175, 176, 177	30QZ25LR56	92	30S20L	58
30Q30L56	56, 141, 156, 174	30QZ05H14	92	30QZ25R14	92	30S20LR	58
	175, 176, 177	30QZ05H18	92	30QZ25R18	92	30S20R	58
30Q30LR14	56, 106, 141, 156	30QZ05L14	92	30QZ25R56	92	30S25H	58
	174, 175, 176, 177	30QZ05L18	92	30QZ30H14	92	30S25L	58
30Q30LR18	174, 175, 176, 177	30QZ05LR14	92	30QZ30H56	92	30S25LR	58
30Q30LR56	56, 141, 156, 174	30QZ05LR18	92	30QZ30L14	92	30S25R	58
	175, 176, 177	30QZ05R14	92	30QZ30L56	92	30S30H	58
30Q30R14	56, 106, 141, 156	30QZ05R18	92	30QZ30LR14	92	30S30L	58
	174, 175, 176, 177	30QZ07H14	92	30QZ30LR56	92	30S30LR	58
30Q30R18	174, 175, 176, 177	30QZ07H18	92	30QZ30R14	92	30S30R	58
30Q30R56	56, 141, 156, 174	30QZ07L14	92	30QZ40H14	92	30S40H	58
	175, 176, 177	30QZ07L18	92	30QZ40H56	92	30S40L	58
30Q40H14	56, 106	30QZ07LR14	92	30QZ40L14	92	30S40LR	58
30Q40H56	56, 107	30QZ07LR18	92	30QZ40L56	92	30S40R	58
30Q40L14	56, 106, 141, 156	30QZ07R14	92	30QZ40LR14	92	30S50H	58
	174, 175, 176, 177	30QZ07R18	92	30QZ40LR56	92	30S50L	58
30Q40L56	56, 107, 141, 156	30QZ10H14	92	30QZ40R14	92	30S50LR	58
	174, 175, 176, 177	30QZ10H18	92	30QZ40R56	92	30S50R	58
30Q40LR14	56, 106, 141, 156	30QZ10L14	92	30QZ50H14	92	30S60H	58
	174, 175, 176, 177	30QZ10L18	92	30QZ50H56	92	30S60L	58
30Q40LR56	56, 107, 141, 156	30QZ10LR14	92	30QZ50L14	92	30S60LR	58
	174, 175, 176, 177	30QZ10LR18	92	30QZ50L56	92	30S60R	58
30Q40R14	56, 106, 141, 156	30QZ10R14	92	30QZ50LR14	92	30SBASE	110
	174, 175, 176, 177	30QZ10R18	92	30QZ50LR56	92	30SFLANGE	115
30Q40R56	56, 107, 141, 156	30QZ15H14	92	30QZ50R14	92	30SHAFTREV	126
	174, 175, 176, 177	30QZ15H18	92	30QZ50R56	92	30TIEROD	114
30Q50H14	56	30QZ15L14	92	30QZ60H14	92	30ZBASE	110
30Q50H56	56, 107	30QZ15L18	92	30QZ60H56	92	30ZBRACKET	122
30Q50L14	56, 141, 156, 174	30QZ15LR14	92	30QZ60L14	92	30ZJMOUNT	111
	175, 176, 177	30QZ15LR18	92	30QZ60L56	92	30ZRISER	112
30Q50L56	56, 107, 141, 156	30QZ15R14	92	30QZ60LR14	92	333210	182, 190, 194
	174, 175, 176, 177	30QZ15R18	92	30QZ60LR56	92	333211	182, 190, 194
30Q50LR14	56, 141, 156, 174	30QZ20H14	92	30QZ60R14	92	333216	184
	175, 176, 177	30QZ20H18	92	30QZ60R56	92	333218	186, 192, 198
30Q50LR56	56, 107, 141, 156	30QZ20H56	92	30RISER	112	333219	186, 192, 198
	174, 175, 176, 177	30QZ20L14	92	30S05H	58	333224	188, 193, 200
30Q50R14	56, 141, 156, 174	30QZ20L18	92	30S05L	58	333228	183, 186
	175, 176, 177	30QZ20L56	92	30S05LR	58	333237	194, 196, 198, 200
30Q50R56	56, 107, 141, 156	30QZ20LR14	92	30S05R	58	333245	190, 192, 194, 198
	174, 175, 176, 177	30QZ20LR18	92	30S07H	58	333246	190, 192, 194, 198
30Q60H14	56	30QZ20LR56	92	30S07L	58		
30Q60H56	56, 107						

Helical Attachment

Accessories

Mod Express

Engineering / Mounting Positions

Competitor Interchange

Renewal Parts

Part Number Index



PART NUMBER INDEX

Part Number	Page	Part Number	Page	Part Number	Page	Part Number	Page
333249	190, 191, 192, 193 194, 196, 198, 200	333707	182, 184, 186, 188	334219	182, 186, 190 192, 194, 198	334313	184, 188, 191 193, 196, 200
333250	191, 193, 196, 200	333709	189, 193, 201	334220	182, 186, 190 192, 194, 198	334314	191, 193, 196, 200
333253	191, 193, 196, 200	333712	188, 193, 200	334221	184, 188, 19 193, 196, 200	334315	184, 188, 191 193, 196, 200
333265	182, 190, 194	333715	184, 188	334222	184, 188, 191 193, 196, 200	334404	185, 189, 191 193, 196, 200
333266	182, 190, 194	333716	185, 191, 197	334223	184, 188, 191 193, 196, 200	334506	184, 191, 196
333267	182, 190, 194	333717	188, 193, 200	334224	184, 188, 191 193, 196, 200	334507	188, 193, 200
333268	182, 190, 194	333721	184, 188	334225	184, 188, 191 193, 196, 200	334508	191, 193, 196, 200
333269	184, 191, 196	333725	182, 190, 194	334226	184, 188, 191 193, 196, 200	334510	184, 191, 196
333270	184, 191, 196	333726	182, 190, 194	334227	183, 190, 192 194, 195, 198	334512	188, 193, 200
333271	184, 191, 196	333727	182, 190, 194	334228	183, 190, 191, 192 193, 194, 195	334554	185, 191, 197
333281	186, 192, 198	333728	182, 190, 194	334270	190, 192, 194, 198	334556	189, 193, 201
333282	186, 192, 198	333729	182, 190, 194	334271	183, 190, 192 194, 195, 198	334557	184, 188
333283	186, 192, 198	333730	184, 191, 196	334272	183, 190, 191, 192 193, 194, 195	334558	184, 188
333284	186, 192, 198	333731	184, 191, 196	334273	183, 185, 187, 190 191, 192, 195 197, 199	334559	184, 188
333285	188, 193, 200	333732	184, 191, 196	334274	182, 185, 186, 187 191, 192, 193, 196 197, 199, 200	334560	184, 188
333286	188, 193, 200	333733	186, 192, 198	334275	185, 191, 197	334561	191, 193, 196, 200
333287	188, 193, 200	333734	186, 192, 198	334276	182, 184, 186, 187 188, 192, 199	334563	189, 193, 201
333604	183, 190, 195	333735	186, 192, 198	334277	185, 187, 191 192, 197, 199	334564	184, 188, 191 193, 196, 200
333605	183, 190, 195	333736	186, 192, 198	334278	185, 189, 191 193, 197, 201	334565	184, 188, 191, 196
333606	183, 190, 195	333737	186, 192, 198	334279	184, 188, 189, 193, 201	334566	193, 200
333607	183, 190, 195	333738	188, 193, 200	334280	189, 193, 201	334570	185, 188, 196, 200
333608	183, 190, 195	333739	188, 193, 200	334285	197, 201	334571	196, 200
333609	185, 191, 197	333740	188, 193, 200	334286	197, 201	334576	184, 191, 196
333610	185, 191, 197	333775	184, 191, 196	334288	197, 201	334577	188, 193, 200
333611	185, 191, 197	333781	194, 198	334290	197, 201	334580	184, 191, 196
333629	187, 192, 199	333782	194, 196, 198, 200	334291	197, 201	334582	188, 193, 200
333631	187, 192, 199	333783	196, 200	334300	190, 192, 194, 198	334619	185, 191, 197
333633	187, 192, 199	333788	187, 192, 199	334301	182, 186	334621	189, 193, 201
333634	189, 193, 201	333800	182, 186	334302	184, 188	334623	193, 201
333635	189, 193, 201	333801	182, 186	334303	190, 191, 192, 193 194, 196, 198, 200	334624	184, 188, 191 193, 196, 200
333636	189, 193, 201	333805	189, 193, 201	334304	194, 198	334625	184, 188, 191, 196
333650	182, 186, 190 192, 194, 198	333807	190, 191, 192, 193 195, 197, 199, 201	334305	182, 184, 186, 188 190, 191, 192, 193 194, 196, 198, 200	334626	193, 200
333660	183, 190, 195	333808	190, 192, 195, 199	334306	195, 197, 199, 201	334681	183, 185, 186, 188
333661	182, 190, 194	333826	191, 193, 196, 200	334309	195, 199	334683	194, 196, 198, 200
333665	183, 190, 195	333827	183, 187, 190 192, 195, 199	334312	182, 186, 190 192, 194, 198	334789	187, 192, 199
333666	182, 186, 190 192, 194, 198	333829	185, 191, 197			334860	126
333667	182, 186	333830	190, 192, 198			334861	126
333670	188, 193, 200	333831	187, 190, 191, 192 193, 194, 196 198, 199, 200			334862	126, 184, 188, 190 191, 193, 194 196, 200
333671	182, 186, 190 192, 194, 198	333933	185, 189, 191 193, 196, 200			334863	126, 182, 186, 190 192, 194, 198
333685	183, 190, 195	334211	190, 192, 194, 198			334895	196, 200
333686	182, 186, 190 192, 194, 198	334212	190, 192, 194, 198			334897	187, 192, 199
333687	187, 189, 192 193, 199, 201	334213	190, 191, 192, 193 194, 196, 198, 200			334900	185, 189, 197, 201
333695	185, 191, 197	334214	191, 193, 196, 200			334901	185, 189, 197, 201
333696	184, 191, 196	334215	191, 193, 196, 200			334902	197, 201
333698	182, 184, 186, 188	334216	191, 193, 196, 200				
333705	185, 191, 197	334218	182, 186, 190 192, 194, 198				
333706	184, 191, 196						



PART NUMBER INDEX

Part Number	Page	Part Number	Page	Part Number	Page	Part Number	Page
335330	185, 186, 191	335700	188, 193, 200	35A12H18	66	35A40LR14	66, 159
	192, 196, 198	335702	188, 193, 200	35A12H21	66	35A40LR18	66
335331	185, 186, 191	335716	194, 198	35A12L14	66	35A40LR56	66, 159
	192, 196, 198	335722	196, 200	35A12L18	66	35A40R14	66, 159
335332	188, 193, 200	335724	196, 200	35A12L21	66	35A40R18	66
335333	188, 193, 200	335733	183, 185, 186, 188	35A12LR14	66	35A40R56	66, 159
335334	188, 193, 200	335737	185, 188	35A12LR18	66	35A50H14	66
335335	188, 193, 200	335739	185, 188	35A12LR21	66	35A50H56	66
335336	185, 191, 196	335874	182	35A12R14	66	35A50L14	66, 159
335337	182, 190, 194	335875	190, 194	35A12R18	66	35A50L56	66, 159
335338	184, 187, 191	335877	186, 192, 198	35A12R21	66	35A50LR14	66, 159
	192, 196, 198	335895	191, 196	35A15H14	66	35A50LR56	66, 159
335339	187, 192, 198	336366	182, 186, 190	35A15H18	66	35A50R14	66, 159
335340	184, 187, 191		192, 194, 198	35A15L14	66, 159	35A50R56	66, 159
	192, 196, 198	336367	184, 188, 191	35A15L18	66, 159	35A60H14	66
335341	189, 193, 200		193, 196, 200	35A15LR14	66, 159	35A60H56	66
335342	189, 193, 200	35A05H14	66	35A15LR18	66, 159	35A60L14	66, 159
335343	189, 193, 200	35A05H18	66	35A15R14	66, 159	35A60L56	66, 159
335344	184, 191, 196	35A05H21	66	35A15R18	66, 159	35A60LR14	66, 159
335508	182, 186, 190	35A05L14	66, 159	35A15R18	66, 159	35A60LR56	66, 159
	192, 194, 198	35A05L18	66, 159	35A20H14	66	35A60R14	66, 159
335600	182, 186, 190	35A05L21	66	35A20H18	66	35A60R56	66, 159
	192, 194, 198	35A05LR14	66, 159	35A20L14	66, 159	35AZ05H14	95
335601	182, 186, 190	35A05LR18	66, 159	35A20L18	66, 159	35AZ05H18	95
	192, 194, 198	35A05LR21	66	35A20LR14	66, 159	35AZ05H21	95
335602	184, 188, 191	35A05R14	66, 159	35A20LR18	66, 159	35AZ05L14	95
	193, 196, 200	35A05R18	66, 159	35A20R14	66, 159	35AZ05L18	95
335603	182, 186, 190	35A05R21	66	35A20R18	66, 159	35AZ05L21	95
	192, 194, 198	35A07H14	66	35A25H14	66	35AZ05LR14	95
335604	184, 188, 191	35A07H18	66	35A25H18	66	35AZ05LR18	95
	193, 196, 200	35A07H21	66	35A25L14	66, 159	35AZ05LR21	95
335605	183, 195	35A07L14	66	35A25L18	66, 159	35AZ05R14	95
335606	183, 190, 195	35A07L18	66	35A25LR14	66, 159	35AZ05R18	95
335607	185, 191, 197	35A07L21	66	35A25LR18	66, 159	35AZ05R21	95
335608	183, 185, 190	35A07LR14	66	35A25R14	66, 159	35AZ07H14	95
	191, 195, 197	35A07LR18	66	35A25R18	66, 159	35AZ07H18	95
335609	184, 188, 191	35A07LR21	66	35A30H14	66	35AZ07H21	95
	193, 196, 200	35A07R14	66	35A30H18	66	35AZ07L14	95
335610	184, 188, 191	35A07R18	66	35A30H56	66	35AZ07L18	95
	193, 196, 200	35A07R21	66	35A30L14	66, 159	35AZ07L21	95
335611	185, 191, 197	35A10H14	66	35A30L18	66, 159	35AZ07LR14	95
335612	185, 191, 197	35A10H18	66	35A30L56	66, 159	35AZ07LR18	95
335613	184, 188, 191, 193, 196, 200	35A10H21	66	35A30LR14	66, 159	35AZ07LR21	95
335614	185, 191, 197	35A10L14	66, 159	35A30LR18	66, 159	35AZ07R14	95
335677	182	35A10L18	66, 159	35A30LR56	66, 159	35AZ07R18	95
335678	182	35A10L21	66	35A30R14	66, 159	35AZ07R21	95
335680	184	35A10LR14	66, 159	35A30R18	66, 159	35AZ10H14	95
335687	190, 194	35A10LR18	66, 159	35A30R56	66, 159	35AZ10H18	95
335688	190, 194	35A10LR21	66	35A40H14	66	35AZ10H21	95
335690	191, 196	35A10R14	66, 159	35A40H18	66	35AZ10L14	95
335692	184, 191, 196	35A10R18	66, 159	35A40H56	66	35AZ10L18	95
335697	186, 192, 198	35A10R21	66	35A40L14	66, 159	35AZ10L21	95
335698	186, 192, 198	35A12H14	66	35A40L18	66	35AZ10LR14	95
				35A40L56	66, 159		

Helical Attachment

Accessories

Mod Express

Engineering /
Mounting Positions

Competitor
Interchange

Renewal Parts

Part Number Index



PART NUMBER INDEX

Part Number	Page	Part Number	Page	Part Number	Page	Part Number	Page
35AZ10LR18	95	35AZ50H14	95	35Q10L14	62, 158, 178, 179	35Q30LR56	62, 158, 178, 179
35AZ10LR21	95	35AZ50H56	95	35Q10L18	62, 158, 178, 179	35Q30R14	62, 106, 158, 178, 179
35AZ10R14	95	35AZ50L14	95	35Q10L21	62, 178, 179	35Q30R18	62, 158, 178, 179
35AZ10R18	95	35AZ50L56	95	35Q10LR14	62, 158, 178, 179	35Q30R56	62, 158, 178, 179
35AZ10R21	95	35AZ50LR14	95	35Q10LR18	62, 158, 178, 179	35Q40H14	62, 106, 107
35AZ15H14	95	35AZ50LR56	95	35Q10LR21	62, 178, 179	35Q40H18	62
35AZ15H18	95	35AZ50R14	95	35Q10R14	62, 158, 178, 179	35Q40H56	62
35AZ15L14	95	35AZ50R56	95	35Q10R18	62, 158, 178, 179	35Q40L14	62, 106, 107
35AZ15L18	95	35AZ60H14	95	35Q10R21	62, 178, 179		158, 178, 179
35AZ15LR14	95	35AZ60H56	95	35Q12H14	62	35Q40L18	62, 178, 179
35AZ15LR18	95	35AZ60L14	95	35Q12H18	62	35Q40L56	62, 158, 178, 179
35AZ15R14	95	35AZ60L56	95	35Q12H21	62	35Q40LR14	62, 106, 107
35AZ15R18	95	35AZ60LR14	95	35Q12L14	62		158, 178, 179
35AZ20H14	95	35AZ60LR56	95	35Q12L18	62	35Q40LR18	62, 178, 179
35AZ20H18	95	35AZ60R14	95	35Q12L21	62	35Q40LR56	62, 158, 178, 179
35AZ20L14	95	35AZ60R56	95	35Q12LR14	62	35Q40R14	62, 106, 107
35AZ20L18	95	35BASE	110	35Q12LR18	62		158, 178, 179
35AZ20LR14	95	35BRACKET	122	35Q12LR21	62	35Q40R18	62, 178, 179
35AZ20LR18	95	35CLSDCOVER	127	35Q12R14	62	35Q40R56	62, 158, 178, 179
35AZ20R14	95	35JMOUNT	111	35Q12R18	62	35Q50H14	62, 107
35AZ20R18	95	35MTR14	64, 109	35Q12R21	62	35Q50H56	62
35AZ25H14	95	35MTR18	64, 109	35Q15H14	62, 106	35Q50L14	62, 107, 158, 178, 179
35AZ25H18	95	35MTR21	64, 109	35Q15H18	62	35Q50L56	62, 158, 178, 179
35AZ25L14	95	35MTR56	64, 109	35Q15L14	62, 106, 158, 178, 179	35Q50LR14	62, 107, 158, 178, 179
35AZ25L18	95	35OPENCOVER	127	35Q15L18	62, 158, 178, 179	35Q50LR56	62, 158, 178, 179
35AZ25LR14	95	35PLUGIN	123	35Q15LR14	62, 106, 158, 178, 179	35Q50R14	62, 107, 158, 178, 179
35AZ25LR18	95	35Q05H14	62	35Q15LR18	62, 158, 178, 179	35Q50R56	62, 158, 178, 179
35AZ25R14	95	35Q05H18	62	35Q15R14	62, 106, 158, 178, 179	35Q60H14	107
35AZ25R18	95	35Q05H21	62	35Q15R18	62, 158, 178, 179	35Q60H56	107
35AZ30H14	95	35Q05L14	62, 158, 178, 179	35Q20H14	62, 106	35Q60L14	62, 107, 158, 178, 179
35AZ30H18	95	35Q05L18	62, 158, 178, 179	35Q20H18	62	35Q60L56	62, 107, 158, 178, 179
35AZ30H56	95	35Q05L21	62, 178, 179	35Q20L14	62, 106, 158, 178, 179	35Q60LR14	107, 158, 178, 179
35AZ30L14	95	35Q05LR14	62, 158, 178, 179	35Q20L18	62, 158, 178, 179	35Q60LR56	107, 158, 178, 179
35AZ30L18	95	35Q05LR18	62, 158, 178, 179	35Q20LR14	62, 106, 158, 178, 179	35Q60R14	62, 107, 158, 178, 179
35AZ30L56	95	35Q05LR21	62, 178, 179	35Q20LR18	62, 158, 178, 179	35Q60R56	62, 107, 158, 178, 179
35AZ30LR14	95	35Q05R14	62, 158, 178, 179	35Q20R14	62, 106, 158, 178, 179	35QZ05H14	94
35AZ30LR18	95	35Q05R18	62, 158, 178, 179	35Q20R18	62, 158, 178, 179	35QZ05H18	94
35AZ30LR56	95	35Q05R21	62, 178, 179	35Q25H14	62, 106	35QZ05H21	94
35AZ30R14	95	35Q07H14	62	35Q25H18	62	35QZ05L14	94
35AZ30R18	95	35Q07H18	62	35Q25L14	62, 106, 158, 178, 179	35QZ05L18	94
35AZ30R56	95	35Q07H21	62	35Q25L18	62, 158, 178, 179	35QZ05L21	94
35AZ40H14	95	35Q07L14	62	35Q25LR14	62, 106, 158, 178, 179	35QZ05LR14	94
35AZ40H18	95	35Q07L18	62	35Q25LR18	62, 158, 178, 179	35QZ05LR18	94
35AZ40H56	95	35Q07L21	62	35Q25R14	62, 106, 158, 178, 179	35QZ05LR21	94
35AZ40L14	95	35Q07LR14	62	35Q25R18	62, 158, 178, 179	35QZ05R14	94
35AZ40L18	95	35Q07LR18	62	35Q30H14	62, 106	35QZ05R18	94
35AZ40L56	95	35Q07LR21	62	35Q30H18	62	35QZ05R21	94
35AZ40LR14	95	35Q07R14	62	35Q30H56	62	35QZ07H14	94
35AZ40LR18	95	35Q07R18	62	35Q30L14	62, 106, 158, 178, 179	35QZ07H18	94
35AZ40LR56	95	35Q07R21	62	35Q30L18	62, 158, 178, 179	35QZ07H21	94
35AZ40R14	95	35Q10H14	62	35Q30L56	62, 158, 178, 179	35QZ07L14	94
35AZ40R18	95	35Q10H18	62	35Q30LR14	62, 106, 158, 178, 179	35QZ07L18	94
35AZ40R56	95	35Q10H21	62	35Q30LR18	62, 158, 178, 179	35QZ07L21	94



PART NUMBER INDEX

Part Number	Page	Part Number	Page	Part Number	Page	Part Number	Page
35QZ07LR14.....	94	35QZ30R56.....	94	35S20R.....	64	40A15H18.....	72
35QZ07LR18.....	94	35QZ40H14.....	94	35S25H.....	64	40A15H21.....	72
35QZ07LR21.....	94	35QZ40H18.....	94	35S25L.....	64	40A15L18.....	72, 143, 161
35QZ07R14.....	94	35QZ40H56.....	94	35S25LR.....	64	40A15L21.....	72, 143, 161
35QZ07R18.....	94	35QZ40L14.....	94	35S25R.....	64	40A15LR18.....	72, 143, 161
35QZ07R21.....	94	35QZ40L18.....	94	35S30H.....	64	40A15LR21.....	72, 143, 161
35QZ10H14.....	94	35QZ40L56.....	94	35S30L.....	64	40A15R18.....	72, 143, 161
35QZ10H18.....	94	35QZ40LR14.....	94	35S30LR.....	64	40A15R21.....	72, 143, 161
35QZ10H21.....	94	35QZ40LR18.....	94	35S30R.....	64	40A20H18.....	72
35QZ10L14.....	94	35QZ40LR56.....	94	35S40H.....	64	40A20H21.....	72
35QZ10L18.....	94	35QZ40R14.....	94	35S40L.....	64	40A20L18.....	72, 143, 161
35QZ10L21.....	94	35QZ40R18.....	94	35S40LR.....	64	40A20L21.....	72, 143, 161
35QZ10LR14.....	94	35QZ40R56.....	94	35S40R.....	64	40A20LR18.....	72, 143, 161
35QZ10LR18.....	94	35QZ50H14.....	94	35S50H.....	64	40A20LR21.....	72, 143, 161
35QZ10LR21.....	94	35QZ50H56.....	94	35S50L.....	64	40A20R18.....	72, 143, 161
35QZ10R14.....	94	35QZ50L14.....	94	35S50LR.....	64	40A20R21.....	72, 143, 161
35QZ10R18.....	94	35QZ50L56.....	94	35S50R.....	64	40A25H18.....	72
35QZ10R21.....	94	35QZ50LR14.....	94	35S60H.....	64	40A25L18.....	72, 143, 161
35QZ15H14.....	94	35QZ50LR56.....	94	35S60L.....	64	40A25LR18.....	72, 143, 161
35QZ15H18.....	94	35QZ50R14.....	94	35S60LR.....	64	40A25R18.....	72, 143, 161
35QZ15L14.....	94	35QZ50R56.....	94	35S60R.....	64	40A30H18.....	72
35QZ15L18.....	94	35QZ60H14.....	94	35SHAFTREV.....	126	40A30L18.....	72, 143, 161
35QZ15LR14.....	94	35QZ60H56.....	94	35TIEROD.....	114	40A30LR18.....	72, 143, 161
35QZ15LR18.....	94	35QZ60L14.....	94	35ZBASE.....	110	40A30R18.....	72, 143, 161
35QZ15R14.....	94	35QZ60L56.....	94	35ZBRACKET.....	122	40A40H14.....	72
35QZ15R18.....	94	35QZ60LR14.....	94	35ZJMOUNT.....	111	40A40H18.....	72
35QZ20H14.....	94	35QZ60LR56.....	94	35ZRISER.....	112	40A40L14.....	72, 143, 161
35QZ20H18.....	94	35QZ60R14.....	94	400140.....	187, 189, 192 193, 199, 201	40A40L18.....	72, 143, 161
35QZ20L14.....	94	35QZ60R56.....	94	4047MTR14.....	70, 109	40A40LR14.....	72, 143, 161
35QZ20L18.....	94	35RISER.....	112	4047MTR18.....	70, 76, 109	40A40LR18.....	72, 143, 161
35QZ20LR14.....	94	35S05H.....	64	4047MTR21.....	70, 76, 109	40A40R14.....	72, 143, 161
35QZ20LR18.....	94	35S05L.....	64	4047MTR25.....	70, 76, 109	40A40R18.....	72, 143, 161
35QZ20R14.....	94	35S05LR.....	64	40A05H21.....	72	40A50H14.....	72
35QZ20R18.....	94	35S05R.....	64	40A05H25.....	72	40A50H18.....	72
35QZ25H14.....	94	35S07H.....	64	40A05L21.....	72, 143, 161	40A50L14.....	72, 143, 161
35QZ25H18.....	94	35S07L.....	64	40A05L25.....	72, 161	40A50L18.....	72, 143, 161
35QZ25L14.....	94	35S07LR.....	64	40A05LR21.....	72, 143, 161	40A50LR14.....	72, 143, 161
35QZ25L18.....	94	35S07R.....	64	40A05LR25.....	72, 161	40A50LR18.....	72, 143, 161
35QZ25LR14.....	94	35S10H.....	64	40A05R21.....	72, 143, 161	40A50R14.....	72, 143, 161
35QZ25LR18.....	94	35S10L.....	64	40A05R25.....	72, 161	40A50R18.....	72, 143, 161
35QZ25R14.....	94	35S10LR.....	64	40A07H21.....	72	40A60H14.....	72
35QZ25R18.....	94	35S10R.....	64	40A07H25.....	72	40A60H18.....	72
35QZ30H14.....	94	35S12H.....	64	40A07L21.....	72	40A60L14.....	72, 143, 161
35QZ30H18.....	94	35S12L.....	64	40A07L25.....	72	40A60L18.....	72, 143, 161
35QZ30H56.....	94	35S12LR.....	64	40A07LR21.....	72	40A60LR14.....	72, 143, 161
35QZ30L14.....	94	35S12R.....	64	40A07LR25.....	72	40A60LR18.....	72, 143, 161
35QZ30L18.....	94	35S15H.....	64	40A07R21.....	72	40A60R14.....	72, 143, 161
35QZ30L56.....	94	35S15L.....	64	40A07R25.....	72	40A60R18.....	72, 143, 161
35QZ30LR14.....	94	35S15LR.....	64	40A10H21.....	72	40BASE.....	110
35QZ30LR18.....	94	35S15R.....	64	40A10L21.....	72, 143, 161	40CLSDCOVER.....	127
35QZ30LR56.....	94	35S20H.....	64	40A10L21.....	72, 143, 161	40JMOUNT.....	111
35QZ30R14.....	94	35S20L.....	64	40A10LR21.....	72, 143, 161	40OPENCOVER.....	127
35QZ30R18.....	94	35S20LR.....	64	40A10R21.....	72, 143, 161	40PLUGIN.....	123

Helical Attachment

Accessories

Mod Express

Engineering / Mounting Positions

Competitor Interchange

Renewal Parts

Part Number Index



PART NUMBER INDEX

Part Number	Page	Part Number	Page	Part Number	Page	Part Number	Page
40Q05H21.....	68	40Q40H18.....	68	40S25H.....	70	41164246E.....	190, 194
40Q05H25.....	68	40Q40L14.....	68, 106, 143	40S25L.....	70	411647-34-B.....	183, 185, 187, 189
40Q05L21.....	68, 143, 160, 180, 181		160, 180, 181	40S25LR.....	70		190, 191, 192, 193
40Q05L25.....	68, 160, 180, 181	40Q40L18.....	68, 143, 160, 180, 181	40S25R.....	70		195, 197, 199, 201
40Q05LR21.....	68, 143, 160, 180, 181	40Q40LR14.....	68, 106, 143	40S30H.....	70	411709-65-H.....	194, 196, 198, 200
40Q05LR25.....	68, 160, 180, 181		160, 180, 181	40S30L.....	70	411709-65-N.....	198, 200
40Q05R21.....	68, 143, 160, 180, 181	40Q40LR18.....	68, 143, 160, 180, 181	40S30LR.....	70	419007.....	187, 190, 192, 195, 199
40Q05R25.....	68, 160, 180, 181	40Q40R14.....	68, 106, 143	40S30R.....	70	419009.....	183, 187, 189, 190
40Q07H21.....	68		160, 180, 181	40S40H.....	70		191, 192, 193, 195
40Q07H25.....	68	40Q40R18.....	68, 143, 160, 180, 181	40S40L.....	70		197, 199, 201
40Q07L21.....	68	40Q50H14.....	68	40S40LR.....	70	419010.....	182, 183, 186, 187
40Q07L25.....	68	40Q50H18.....	68	40S40R.....	70		190, 192, 195, 199
40Q07LR21.....	68	40Q50L14.....	68, 107, 143	40S50H.....	70	419036.....	185, 189, 191
40Q07LR25.....	68		160, 180, 181	40S50L.....	70		193, 197, 201
40Q07R21.....	68	40Q50L18.....	68, 143, 160, 180, 181	40S50LR.....	70	44631-58-X.....	195
40Q07R25.....	68	40Q50LR14.....	68, 107, 143	40S50R.....	70	454787.....	184, 188, 191
40Q10H21.....	68		160, 180, 181	40S60H.....	70		193, 196, 200
40Q10L21.....	68, 143, 160, 180, 181	40Q50LR18.....	68, 143, 160, 180, 181	40S60L.....	70	47A05H25.....	78
40Q10LR21.....	68, 143, 160, 180, 181	40Q50R14.....	68, 107, 143	40S60LR.....	70	47A05L25.....	78
40Q10R21.....	68, 143, 160, 180, 181		160, 180, 181	40S60R.....	70	47A05LR25.....	78
40Q15H18.....	68	40Q50R18.....	68, 143, 160, 180, 181	40SHAFTREV.....	126	47A05R25.....	78
40Q15H21.....	68	40Q60H14.....	68, 107	40SPACER.....	110	47A07H25.....	78
40Q15L18.....	68, 143, 160, 180, 181	40Q60H18.....	68	40TBUSH108.....	116	47A07L25.....	78
40Q15L21.....	68, 143, 160, 180, 181	40Q60L14.....	68, 107, 143	40TBUSH111.....	116	47A07LR25.....	78
40Q15LR18.....	68, 143, 160, 180, 181		160, 180, 181	40TIEROD.....	114	47A07R25.....	78
40Q15LR21.....	68, 143, 160, 180, 181	40Q60L18.....	68, 143, 160, 180, 181	411396.....	189, 193, 201	47A10H21.....	78
40Q15LR25.....	68, 143, 160, 180, 181	40Q60LR14.....	68, 107, 143	411402.....	189, 193, 201	47A10H25.....	78
40Q15R21.....	68, 143, 160, 180, 181		160, 180, 181	411405.....	183, 187, 190	47A10L21.....	78
40Q20H18.....	68	40Q60LR18.....	68, 143, 160, 180, 181		192, 195, 199	47A10L25.....	78
40Q20H21.....	68	40Q60R14.....	68, 107, 143	411483.....	185, 189, 191, 197, 201	47A10LR21.....	78
40Q20L18.....	68, 143, 160, 180, 181		160, 180, 181	41162333A.....	183, 190, 194	47A10LR25.....	78
40Q20L21.....	68, 143, 160, 180, 181	40Q60R18.....	68, 143, 160, 180, 181	411626-05-F.....	184, 191, 196	47A10R21.....	78
40Q20LR18.....	68, 143, 160, 180, 181	40RISER.....	112	411626-06-F.....	184, 191, 196	47A10R25.....	78
40Q20LR21.....	68, 143, 160, 180, 181	40S05H.....	70	411626018J.....	193	47A15H21.....	78
40Q20LR25.....	68, 143, 160, 180, 181	40S05L.....	70	41162601BJ.....	189, 200	47A15L21.....	78
40Q20R18.....	68, 143, 160, 180, 181	40S05LR.....	70	411631-58-X.....	183, 185, 187, 189	47A15LR21.....	78
40Q20R21.....	68, 143, 160, 180, 181	40S05R.....	70		197, 199, 201	47A15R21.....	78
40Q25H14.....	106	40S07H.....	70	411637-01-A.....	183, 187, 190	47A20H21.....	78
40Q25H18.....	68	40S07L.....	70		192, 194, 198	47A20L21.....	78
40Q25L14.....	106	40S07LR.....	70	411637-02-AC.....	185, 189, 191	47A20LR21.....	78
40Q25L18.....	68, 143, 160, 180, 181	40S07R.....	70		193, 196, 200	47A20R21.....	78
40Q25LR14.....	106	40S10H.....	70	411637-02-AP.....	185, 189, 191	47A25H18.....	78
40Q25LR18.....	68, 143, 160, 180, 181	40S10L.....	70		193, 196, 200	47A25H21.....	78
40Q25R14.....	106	40S10LR.....	70	411637-02-AR.....	185, 189	47A25L18.....	78
40Q25R18.....	68, 143, 160, 180, 181	40S10R.....	70	411637-02-AV.....	183, 187, 190	47A25L21.....	78
40Q30H14.....	106	40S15H.....	70		192, 194, 198	47A25LR18.....	78
40Q30H18.....	68	40S15L.....	70	411637-02-AY.....	183, 187, 190	47A25LR21.....	78
40Q30L14.....	106	40S15LR.....	70		192, 194, 198	47A25R18.....	78
40Q30L18.....	68, 143, 160, 180, 181	40S15R.....	70	411637-02-BA.....	185, 189, 191	47A25R21.....	78
40Q30LR14.....	106	40S20H.....	70		193, 196, 200	47A30H18.....	78
40Q30LR18.....	68, 143, 160, 180, 181	40S20L.....	70	411637-02-E.....	183, 187	47A30L18.....	78
40Q30R14.....	106	40S20LR.....	70	411637-02-N.....	183, 187, 190	47A30LR18.....	78
40Q30R18.....	68, 143, 160, 180, 181	40S20R.....	70		192, 194, 198	47A30R18.....	78
40Q40H14.....	68, 106						



PART NUMBER INDEX

Part Number	Page	Part Number	Page	Part Number	Page	Part Number	Page
47A40H18.....	78	47Q40LR18.....	74	47TBUSH203.....	116	SS17Q10H56.....	97
47A40L18.....	78	47Q40R18.....	74	47TIEROD.....	114	SS17Q10L56.....	97
47A40LR18.....	78	47Q50H18.....	74	51302.....	183, 187, 189	SS17Q10LR56.....	97
47A40R18.....	78	47Q50L18.....	74		190, 192, 193	SS17Q10R56.....	97
47A50H18.....	78	47Q50LR18.....	74		195, 199, 201	SS17Q15H14.....	97
47A50L18.....	78	47Q50R18.....	74	51334.....	185, 189, 191	SS17Q15H56.....	97
47A50LR18.....	78	47Q60H18.....	74		193, 196, 200	SS17Q15L14.....	97
47A50R18.....	78	47Q60L18.....	74	51335.....	185, 189, 191	SS17Q15L56.....	97
47A60H18.....	78	47Q60LR18.....	74		193, 196, 200	SS17Q15LR14.....	97
47A60L18.....	78	47Q60R18.....	74	51492.....	182, 184, 186, 188	SS17Q15LR56.....	97
47A60LR18.....	78	47RISER.....	112	51929.....	183, 184, 185	SS17Q15R14.....	97
47A60R18.....	78	47S05H.....	76		187, 189, 190	SS17Q15R56.....	97
47BASE.....	110	47S05L.....	76		191, 192, 193	SS17Q20H14.....	97
47JMOUNT.....	111	47S05LR.....	76		195, 197, 199, 201	SS17Q20H56.....	97
47PLUGIN.....	123	47S05R.....	76	51952.....	184, 185, 188	SS17Q20L14.....	97
47Q05H25.....	74	47S07H.....	76		189, 191, 193	SS17Q20L56.....	97
47Q05L25.....	74	47S07L.....	76		197, 201	SS17Q20LR14.....	97
47Q05LR25.....	74	47S07LR.....	76	58256.....	183, 187, 190	SS17Q20LR56.....	97
47Q05R25.....	74	47S07R.....	76		192, 194, 198	SS17Q20R14.....	97
47Q07H25.....	74	47S10H.....	76	58270.....	187, 192, 199	SS17Q20R56.....	97
47Q07L25.....	74	47S10L.....	76	602028-43-F.....	183, 185, 187, 189	SS17Q25H56.....	97
47Q07LR25.....	74	47S10LR.....	76		195, 196, 199, 200	SS17Q25L56.....	97
47Q07R25.....	74	47S10R.....	76	641162333B.....	183, 185, 186, 191	SS17Q25LR56.....	97
47Q10H21.....	74	47S15H.....	76		192, 194, 196, 198	SS17Q25R56.....	97
47Q10H25.....	74	47S15L.....	76	641162333C.....	185, 186, 191	SS17Q30H56.....	97
47Q10L21.....	74	47S15LR.....	76		192, 196, 198	SS17Q30L56.....	97
47Q10L25.....	74	47S15R.....	76	641162601A.....	184, 187, 190, 191	SS17Q30LR56.....	97
47Q10LR21.....	74	47S20H.....	76		192, 194, 196, 198	SS17Q30R56.....	97
47Q10LR25.....	74	47S20L.....	76	641162601C.....	182, 190, 194	SS17Q40H56.....	97
47Q10R21.....	74	47S20LR.....	76	641163702AR.....	191, 193, 196, 200	SS17Q40L56.....	97
47Q10R25.....	74	47S20R.....	76	641163702E.....	190, 192, 194, 198	SS17Q40LR56.....	97
47Q15H21.....	74	47S25H.....	76	641164201A.....	182	SS17Q40R56.....	97
47Q15L21.....	74	47S25L.....	76	641164246E.....	183	SS17Q50H56.....	97
47Q15LR21.....	74	47S25LR.....	76	6411623338.....	190	SS17Q50L56.....	97
47Q15R21.....	74	47S25R.....	76	904286.....	189, 193, 201	SS17Q50LR56.....	97
47Q20H21.....	74	47S30H.....	76	SS17CLSDCOVER.....	127	SS17Q50R56.....	97
47Q20L21.....	74	47S30L.....	76	SS17OPENCOVER.....	127	SS17Q60H56.....	97
47Q20LR21.....	74	47S30LR.....	76	SS17Q05H14.....	97	SS17Q60L56.....	97
47Q20R21.....	74	47S30R.....	76	SS17Q05H56.....	97	SS17Q60R56.....	97
47Q25H18.....	74	47S40H.....	76	SS17Q05L14.....	97	SS17TORQARM.....	113
47Q25H21.....	74	47S40L.....	76	SS17Q05L56.....	97	SS20CLSDCOVER.....	127
47Q25L18.....	74	47S40LR.....	76	SS17Q05LR14.....	97	SS20OPENCOVER.....	127
47Q25L21.....	74	47S40R.....	76	SS17Q05LR56.....	97	SS20Q05H14.....	98
47Q25LR18.....	74	47S50H.....	76	SS17Q05R14.....	97	SS20Q05H56.....	98
47Q25LR21.....	74	47S50L.....	76	SS17Q05R56.....	97	SS20Q05HA14.....	98
47Q25R18.....	74	47S50LR.....	76	SS17Q07H14.....	97	SS20Q05HA56.....	98
47Q25R21.....	74	47S50R.....	76	SS17Q07H56.....	97	SS20Q05L14.....	98
47Q30H18.....	74	47S60H.....	76	SS17Q07L14.....	97	SS20Q05L56.....	98
47Q30L18.....	74	47S60L.....	76	SS17Q07L56.....	97	SS20Q05LR14.....	98
47Q30LR18.....	74	47S60LR.....	76	SS17Q07LR14.....	97	SS20Q05LR56.....	98
47Q30R18.....	74	47S60R.....	76	SS17Q07LR56.....	97	SS20Q05R14.....	98
47Q40H18.....	74	47SHAFTREV.....	126	SS17Q07R14.....	97	SS20Q05R56.....	98
47Q40L18.....	74	47TBUSH115.....	116	SS17Q07R56.....	97		

Helical Attachment

Accessories

Mod Express

Engineering /
Mounting Positions

Competitor
Interchange

Renewal Parts

Part Number Index



PART NUMBER INDEX

Part Number	Page	Part Number	Page	Part Number	Page	Part Number	Page
SS20Q07H14	98	SS20Q20HA56	98	SS23Q07HA14	99	SS23Q20H56	99
SS20Q07H56	98	SS20Q20L14	98	SS23Q07HA18	99	SS23Q20HA14	99
SS20Q07HA14	98	SS20Q20L56	98	SS23Q07HA56	99	SS23Q20HA56	99
SS20Q07HA56	98	SS20Q20LR14	98	SS23Q07L14	99	SS23Q20L14	99
SS20Q07L14	98	SS20Q20LR56	98	SS23Q07L18	99	SS23Q20L56	99
SS20Q07L56	98	SS20Q20R14	98	SS23Q07L56	99	SS23Q20LR14	99
SS20Q07LR14	98	SS20Q20R56	98	SS23Q07LR14	99	SS23Q20LR56	99
SS20Q07LR56	98	SS20Q25H14	98	SS23Q07LR18	99	SS23Q20R14	99
SS20Q07R14	98	SS20Q25H56	98	SS23Q07LR56	99	SS23Q20R56	99
SS20Q07R56	98	SS20Q25HA14	98	SS23Q07R14	99	SS23Q25H14	99
SS20Q10H14	98	SS20Q25HA56	98	SS23Q07R18	99	SS23Q25H56	99
SS20Q10H56	98	SS20Q25L14	98	SS23Q07R56	99	SS23Q25HA14	99
SS20Q10HA14	98	SS20Q25L56	98	SS23Q10H14	99	SS23Q25HA56	99
SS20Q10HA56	98	SS20Q25LR14	98	SS23Q10H18	99	SS23Q25L14	99
SS20Q10L14	98	SS20Q25LR56	98	SS23Q10H56	99	SS23Q25L56	99
SS20Q10L56	98	SS20Q25R14	98	SS23Q10HA14	99	SS23Q25LR14	99
SS20Q10LR14	98	SS20Q25R56	98	SS23Q10HA18	99	SS23Q25LR56	99
SS20Q10LR56	98	SS20Q40H56	98	SS23Q10HA56	99	SS23Q25R14	99
SS20Q10R14	98	SS20Q40HA56	98	SS23Q10L14	99	SS23Q25R56	99
SS20Q10R56	98	SS20Q40L56	98	SS23Q10L18	99	SS23Q30H14	99
SS20Q12H14	98	SS20Q40LR56	98	SS23Q10L56	99	SS23Q30H56	99
SS20Q12H56	98	SS20Q40R56	98	SS23Q10LR14	99	SS23Q30HA14	99
SS20Q12HA14	98	SS20Q50H56	98	SS23Q10LR18	99	SS23Q30HA56	99
SS20Q12HA56	98	SS20Q50HA56	98	SS23Q10LR56	99	SS23Q30L14	99
SS20Q12L14	98	SS20Q50L56	98	SS23Q10R14	99	SS23Q30L56	99
SS20Q12L56	98	SS20Q50LR56	98	SS23Q10R18	99	SS23Q30LR14	99
SS20Q12LR14	98	SS20Q50R56	98	SS23Q10R56	99	SS23Q30LR56	99
SS20Q12LR56	98	SS20Q60H56	98	SS23Q12H14	99	SS23Q30R14	99
SS20Q12R14	98	SS20Q60HA56	98	SS23Q12H18	99	SS23Q30R56	99
SS20Q12R56	98	SS20Q60L56	98	SS23Q12H56	99	SS23Q40H14	99
SS20Q15H14	98	SS20Q60LR56	98	SS23Q12HA14	99	SS23Q40H56	99
SS20Q15H56	98	SS20Q60R56	98	SS23Q12HA18	99	SS23Q40HA14	99
SS20Q15HA14	98	SS20TORQARM	113	SS23Q12HA56	99	SS23Q40HA56	99
SS20Q15HA56	98	SS23CLSDCOVER	127	SS23Q12L14	99	SS23Q40L14	99
SS20Q15L14	98	SS23OPENCOVER	127	SS23Q12L18	99	SS23Q40L56	99
SS20Q15L56	98	SS23Q05H14	99	SS23Q12L56	99	SS23Q40LR14	99
SS20Q15LR14	98	SS23Q05H18	99	SS23Q12LR14	99	SS23Q40LR56	99
SS20Q15LR56	98	SS23Q05H56	99	SS23Q12LR18	99	SS23Q40R14	99
SS20Q15R14	98	SS23Q05HA14	99	SS23Q12LR56	99	SS23Q40R56	99
SS20Q15R56	98	SS23Q05HA18	99	SS23Q12R14	99	SS23Q50H56	99
SS20Q18H14	98	SS23Q05HA56	99	SS23Q12R18	99	SS23Q50HA56	99
SS20Q18H56	98	SS23Q05L14	99	SS23Q12R56	99	SS23Q50L56	99
SS20Q18HA14	98	SS23Q05L18	99	SS23Q15H14	99	SS23Q50LR56	99
SS20Q18HA56	98	SS23Q05L56	99	SS23Q15H56	99	SS23Q50R56	99
SS20Q18L14	98	SS23Q05LR14	99	SS23Q15HA14	99	SS23Q60H56	99
SS20Q18L56	98	SS23Q05LR18	99	SS23Q15HA56	99	SS23Q60HA56	99
SS20Q18LR14	98	SS23Q05LR56	99	SS23Q15L14	99	SS23Q60L56	99
SS20Q18LR56	98	SS23Q05R14	99	SS23Q15L56	99	SS23Q60LR56	99
SS20Q18R14	98	SS23Q05R18	99	SS23Q15LR14	99	SS23Q60R56	99
SS20Q18R56	98	SS23Q05R56	99	SS23Q15LR56	99	SS23TORQARM	113
SS20Q20H14	98	SS23Q07H14	99	SS23Q15R14	99	SS26CLSDCOVER	127
SS20Q20H56	98	SS23Q07H18	99	SS23Q15R56	99	SS26OPENCOVER	127
SS20Q20HA14	98	SS23Q07H56	99	SS23Q20H14	99	SS26Q05H14	100



PART NUMBER INDEX

Part Number	Page	Part Number	Page	Part Number	Page	Part Number	Page
SS26Q05H18	100	SS26Q12R56	100	SS26Q30L56	100	SS30Q07R18	101
SS26Q05HA14	100	SS26Q15H14	100	SS26Q30LR14	100	SS30Q10H14	101
SS26Q05HA18	100	SS26Q15H18	100	SS26Q30LR56	100	SS30Q10H18	101
SS26Q05L14	100	SS26Q15H56	100	SS26Q30R14	100	SS30Q10L14	101
SS26Q05L18	100	SS26Q15HA14	100	SS26Q30R56	100	SS30Q10L18	101
SS26Q05LR14	100	SS26Q15HA18	100	SS26Q40H14	100	SS30Q10LR14	101
SS26Q05LR18	100	SS26Q15HA56	100	SS26Q40H56	100	SS30Q10LR18	101
SS26Q05R14	100	SS26Q15L14	100	SS26Q40HA14	100	SS30Q10R14	101
SS26Q05R18	100	SS26Q15L18	100	SS26Q40HA56	100	SS30Q10R18	101
SS26Q07H14	100	SS26Q15L56	100	SS26Q40L14	100	SS30Q15H14	101
SS26Q07H18	100	SS26Q15LR14	100	SS26Q40L56	100	SS30Q15H18	101
SS26Q07H56	100	SS26Q15LR18	100	SS26Q40LR14	100	SS30Q15L14	101
SS26Q07HA14	100	SS26Q15LR56	100	SS26Q40LR56	100	SS30Q15L18	101
SS26Q07HA18	100	SS26Q15R14	100	SS26Q40R14	100	SS30Q15LR14	101
SS26Q07HA56	100	SS26Q15R18	100	SS26Q40R56	100	SS30Q15LR18	101
SS26Q07L14	100	SS26Q15R56	100	SS26Q50H14	100	SS30Q15R14	101
SS26Q07L18	100	SS26Q18H14	100	SS26Q50H56	100	SS30Q15R18	101
SS26Q07L56	100	SS26Q18H18	100	SS26Q50HA14	100	SS30Q20H14	101
SS26Q07LR14	100	SS26Q18H56	100	SS26Q50HA56	100	SS30Q20H18	101
SS26Q07LR18	100	SS26Q18HA14	100	SS26Q50L14	100	SS30Q20H56	101
SS26Q07LR56	100	SS26Q18HA18	100	SS26Q50L56	100	SS30Q20L14	101
SS26Q07R14	100	SS26Q18HA56	100	SS26Q50LR14	100	SS30Q20L18	101
SS26Q07R18	100	SS26Q18L14	100	SS26Q50LR56	100	SS30Q20L56	101
SS26Q07R56	100	SS26Q18L18	100	SS26Q50R14	100	SS30Q20LR14	101
SS26Q10H14	100	SS26Q18L56	100	SS26Q50R56	100	SS30Q20LR18	101
SS26Q10H18	100	SS26Q18LR14	100	SS26Q60H14	100	SS30Q20LR56	101
SS26Q10H56	100	SS26Q18LR18	100	SS26Q60H56	100	SS30Q20R14	101
SS26Q10HA14	100	SS26Q18LR56	100	SS26Q60HA14	100	SS30Q20R18	101
SS26Q10HA18	100	SS26Q20H14	100	SS26Q60HA56	100	SS30Q20R56	101
SS26Q10HA56	100	SS26Q20H56	100	SS26Q60L14	100	SS30Q25H14	101
SS26Q10L14	100	SS26Q20HA14	100	SS26Q60L56	100	SS30Q25H18	101
SS26Q10L18	100	SS26Q20HA56	100	SS26Q60LR14	100	SS30Q25H56	101
SS26Q10L56	100	SS26Q20L14	100	SS26Q60LR56	100	SS30Q25L14	101
SS26Q10LR14	100	SS26Q20L56	100	SS26Q60R14	100	SS30Q25L18	101
SS26Q10LR18	100	SS26Q20LR14	100	SS26Q60R56	100	SS30Q25L56	101
SS26Q10LR56	100	SS26Q20LR56	100	SS26TORQARM	113	SS30Q25LR14	101
SS26Q10R14	100	SS26Q20R14	100	SS30CLSDCOVER	127	SS30Q25LR18	101
SS26Q10R18	100	SS26Q20R56	100	SS30OPENCOVER	127	SS30Q25LR56	101
SS26Q10R56	100	SS26Q25H14	100	SS30Q05H14	101	SS30Q25R14	101
SS26Q12H14	100	SS26Q25H56	100	SS30Q05H18	101	SS30Q25R18	101
SS26Q12H18	100	SS26Q25HA14	100	SS30Q05L14	101	SS30Q25R56	101
SS26Q12H56	100	SS26Q25HA56	100	SS30Q05L18	101	SS30Q30H14	101
SS26Q12HA14	100	SS26Q25L14	100	SS30Q05LR14	101	SS30Q30H56	101
SS26Q12HA18	100	SS26Q25L56	100	SS30Q05LR18	101	SS30Q30L14	101
SS26Q12HA56	100	SS26Q25LR14	100	SS30Q05R14	101	SS30Q30L56	101
SS26Q12L14	100	SS26Q25LR56	100	SS30Q05R18	101	SS30Q30LR14	101
SS26Q12L18	100	SS26Q25R14	100	SS30Q07H14	101	SS30Q30LR56	101
SS26Q12L56	100	SS26Q25R56	100	SS30Q07H18	101	SS30Q30R14	101
SS26Q12LR14	100	SS26Q30H14	100	SS30Q07L14	101	SS30Q30R56	101
SS26Q12LR18	100	SS26Q30H56	100	SS30Q07L18	101	SS30Q40H14	101
SS26Q12LR56	100	SS26Q30HA14	100	SS30Q07LR14	101	SS30Q40H56	101
SS26Q12R14	100	SS26Q30HA56	100	SS30Q07LR18	101	SS30Q40L14	101
SS26Q12R18	100	SS26Q30L14	100	SS30Q07R14	101	SS30Q40L56	101

Helical Attachment

Accessories

Mod Express

Engineering / Mounting Positions

Competitor Interchange

Renewal Parts

Part Number Index



PART NUMBER INDEX

Helical Attachment

Accessories

Mod Express

Engineering /
Mounting Positions

Competitor
Interchange

Renewal Parts

Part Number Index

Part Number	Page	Part Number	Page	Part Number	Page	Part Number	Page
SS30Q40LR14.....	101						
SS30Q40LR56.....	101						
SS30Q40R14.....	101						
SS30Q40R56.....	101						
SS30Q50H14.....	101						
SS30Q50H56.....	101						
SS30Q50L14.....	101						
SS30Q50L56.....	101						
SS30Q50LR14.....	101						
SS30Q50LR56.....	101						
SS30Q50R14.....	101						
SS30Q50R56.....	101						
SS30Q60H14.....	101						
SS30Q60H56.....	101						
SS30Q60L14.....	101						
SS30Q60L56.....	101						
SS30Q60LR14.....	101						
SS30Q60LR56.....	101						
SS30Q60R14.....	101						
SS30Q60R56.....	101						
SS30TORQARM.....	113						
W12T015BASE.....	125						
W16T017BASE.....	125						
W21T023BASE.....	125						
W28T035BASE.....	125						

For Additional information and Dodge® Product Manuals on Dodge Bearing Products, Dodge Gearing Products or Dodge PT Components:

- > contact your local authorized Dodge Distributor
- > contact us at **864.297.4800**
- > visit us on the web at www.baldor.com

MISSION

Our mission is to be the best (as determined by our customers)
marketers, designers and manufacturers of industrial electric motors,
drives and mechanical power transmissions products

Taking care of our customers safely

BALDOR

A MEMBER OF THE ABB GROUP

P.O. Box 2400, Fort Smith, AR 72902-2400 U.S.A., Ph: (1) 479.646.4711, Fax (1) 479.648.5792, International Fax (1) 479.648.5895

Baldor - Dodge

6040 Ponders Court, Greenville, SC 29615-4617 U.S.A., Ph: (1) 864.297.4800, Fax: (1) 864.281.2433

www.baldor.com